



**EYOF 2009**  
Tampere Finland

10th Summer edition of the  
**European Youth Olympic Festival**  
18–25 July

*X Festival Olympique  
de la Jeunesse Européenne*  
*Edition d'été 18–25 juillet*

**EUROOPAN NUORTEN  
OLYMPIAFESTIVAALIT**  
18.–25.7.

# Results

EYOF Tampere 2009 is organised by



City of Tampere



Finnish Olympic Committee



HLU – Regional  
Sports Federation

EYOF is owned by



The European  
Olympic Committees

and organised

UNDER THE PATRONAGE OF



THE INTERNATIONAL  
OLYMPIC COMMITTEE

In Cooperation with



MINISTRY OF  
EDUCATION



**EYOF 2009**  
Tampere  Finland  


## PARTNERS:



Tampere

*Fazer*

Finnish Olympic Committee's Main Sponsors



  
**sonera**<sup>®</sup>



## EYOF SPORTS:

-  Athletics by **Tampereen Pyrintö**
-  Basketball by **Tampereen Pyrintö**
-  Cycling by **Tampereen Yritys**
-  Gymnastics by **Tampereen Voimistelijat** and **Tampereen Sisu**
-  Handball by **Finnish Handball Association**
-  Judo by **Tampereen Judo**
-  Swimming by **Tampereen Uimaseura, KOO-VEE** and **TaTu**
-  Tennis by **TATS**
-  Volleyball by **Isku Volley**

# RESULTS


## RÉSULTATS

10th Summer Edition of the European Youth Olympic Festival 2009  
*X Festival Olympique de la Jeunesse Européenne Edition d'été 2009*

Tampere 19 – 24 July 2009 | *Tampere 19 – 24 juillet 2009*

**Sincerely  
Yours!**

### EYOF TAMPERE 2009 ORGANISING COMMITTEE



Pekka P. Paavola  
Chair



Pirjo Puskala  
Chief Executive



### INDEX

Athletics.....	4
Basketball.....	44
Cycling .....	48
Gymnastics .....	52
Handball .....	107
Judo.....	109
Swimming.....	110
Tennis.....	181
Volleyball.....	187
Medals by Countries.....	191
Committees.....	192
Technical Delegates .....	193

## B 100 m

## Final

1.	Alberto Gavalda	ESP	10,77
2.	Julien Watrin	BEL	10,82
3.	Giovanni Galbieri	ITA	10,82
4.	Liam Clowes	GBR	11,03
5.	Dario Horvat	CRO	11,04
6.	Zilvinas Mitrikevicius	LTU	11,08
7.	Maxim Ouwendijk	NED	11,12
8.	Vincent Michalet	FRA	11,12

## Erä 1

Tuuli: -0,2

1.	Alberto Gavalda	ESP	10,77
2.	Julien Watrin	BEL	10,82
3.	Giovanni Galbieri	ITA	10,82
4.	Liam Clowes	GBR	11,03
5.	Dario Horvat	CRO	11,04
6.	Zilvinas Mitrikevicius	LTU	11,08
7.	Maxim Ouwendijk	NED	11,12
8.	Vincent Michalet	FRA	11,12

## B 100 m

## Semifinal

1.	Alberto Gavalda	ESP	10,91Q
2.	Julien Watrin	BEL	10,96Q
3.	Liam Clowes	GBR	10,97Q
4.	Giovanni Galbieri	ITA	11,01Q
5.	Vincent Michalet	FRA	11,03Q
6.	Zilvinas Mitrikevicius	LTU	11,03Q
7.	Dario Horvat	CRO	11,05q
8.	Maxim Ouwendijk	NED	11,10q
9.	Toros Pilikoglu	TUR	11,15
10.	Alexander Eliseyev	RUS	11,18
11.	Markus Ellisaar	EST	11,19
12.	Richard Pous	SVK	11,24
13.	Adam Pawlowski	POL	11,26
14.	Eldin Avdulahi	SRB	11,40
15.	Henry Huusko	FIN	11,41
16.	Bachana Khorava	GEO	11,45

## Erä 1

Tuuli: +0,2

1.	Julien Watrin	BEL	10,96Q
2.	Giovanni Galbieri	ITA	11,01Q
3.	Vincent Michalet	FRA	11,03Q
4.	Alexander Eliseyev	RUS	11,18
5.	Adam Pawlowski	POL	11,26
6.	Eldin Avdulahi	SRB	11,40
7.	Henry Huusko	FIN	11,41
8.	Bachana Khorava	GEO	11,45

## Erä 2

Tuuli: -0,8

1.	Alberto Gavalda	ESP	10,91Q
2.	Liam Clowes	GBR	10,97Q
3.	Zilvinas Mitrikevicius	LTU	11,03Q
4.	Dario Horvat	CRO	11,05q
5.	Maxim Ouwendijk	NED	11,10q
6.	Toros Pilikoglu	TUR	11,15
7.	Markus Ellisaar	EST	11,19
8.	Richard Pous	SVK	11,24

## B 100 m

## Heats

1.	Julien Watrin	BEL	10,86Q
2.	Alberto Gavalda	ESP	11,05Q
3.	Vincent Michalet	FRA	11,05Q
4.	Liam Clowes	GBR	11,06Q

5. Eldin Avdulahi	SRB	11,10Q
6. Dario Horvat	CRO	11,11Q
7. Giovanni Galbieri	ITA	11,12Q
8. Adam Pawlowski	POL	11,13q
9. Zilvinas Mitrikevicius	LTU	11,18Q
10. Toros Pilikoglu	TUR	11,21Q
11. Richard Pous	SVK	11,25q
12. Maxim Ouwendijk	NED	11,28Q
13. Henry Huusko	FIN	11,29Q
14. Markus Ellisaar	EST	11,30q
15. Alexander Eliseyev	RUS	11,33q
16. Bachana Khorava	GEO	11,35Q
17. Boyan Petrov	BUL	11,38
18. Stefanos Dalitis	CYP	11,42
19. Dominik Havor	AUT	11,43
20. Pantelis Seitanidis	GRE	11,49
21. Azizagha Mukhtarli	AZE	11,50
22. Jose Viegas	POR	11,53
23. Omri Harush	ISR	11,54
24. Armin Bujak	BIH	11,56
25. Gerti Dajti	ALB	12,27
Stefano Croci	SUI	DNS

Erä 1

1. Julien Watrin	BEL	10,86Q
2. Vincent Michalet	FRA	11,05Q
3. Eldin Avdulahi	SRB	11,10Q
4. Adam Pawlowski	POL	11,13q
5. Richard Pous	SVK	11,25q
6. Armin Bujak	BIH	11,56

Erä 2 Tuuli: -2,0

1. Giovanni Galbieri	ITA	11,12Q
2. Zilvinas Mitrikevicius	LTU	11,18Q
3. Maxim Ouwendijk	NED	11,28Q
4. Markus Ellisaar	EST	11,30q
5. Stefanos Dalitis	CYP	11,42
6. Gerti Dajti	ALB	12,27

Erä 3 Tuuli: -1,3

1. Liam Clowes	GBR	11,06Q
2. Henry Huusko	FIN	11,29Q
3. Bachana Khorava	GEO	11,35Q
4. Boyan Petrov	BUL	11,38
5. Azizagha Mukhtarli	AZE	11,50
6. Jose Viegas	POR	11,53
Stefano Croci	SUI	DNS

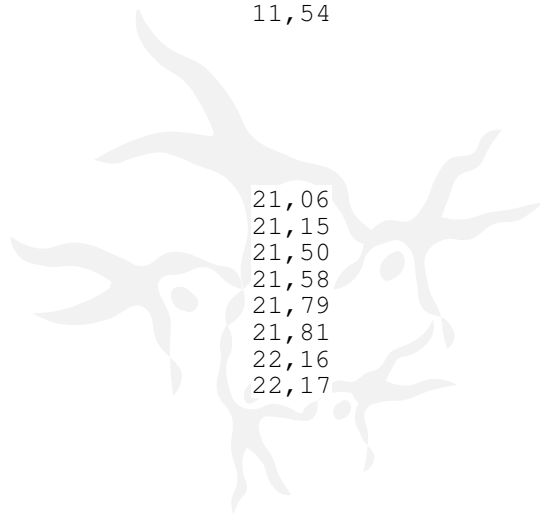
Erä 4 Tuuli: -1,1

1. Alberto Gavalda	ESP	11,05Q
2. Dario Horvat	CRO	11,11Q
3. Toros Pilikoglu	TUR	11,21Q
4. Alexander Eliseyev	RUS	11,33q
5. Dominik Havor	AUT	11,43
6. Pantelis Seitanidis	GRE	11,49
7. Omri Harush	ISR	11,54

B 200 m Final

Tuuli: +0,6

1. Julien Watrin	BEL	21,06
2. Jeffrey John	FRA	21,15
3. Liam Clowes	GBR	21,50
4. Bram Peters	NED	21,58
5. Lorcan O'Cathain	IRL	21,79
6. Jose A Vizuetete	ESP	21,81
7. Roman Lukyanchuk	UKR	22,16
8. Giacomo Tortu	ITA	22,17



## B 200 m

## Semifinal

1.	Jeffrey John	FRA	21,60Q
2.	Liam Clowes	GBR	21,65Q
3.	Julien Watrin	BEL	21,65Q
4.	Bram Peters	NED	21,75Q
5.	Jose A Vizquete	ESP	21,82Q
6.	Lorcan O'Cathain	IRL	22,07Q
7.	Giacomo Tortu	ITA	22,08q
8.	Roman Lukyanchuk	UKR	22,09q
9.	Mark Razenkov	RUS	22,24
10.	Emirhan Pehlivan	TUR	22,28
11.	Kriton Kyriakidis	CYP	22,36
12.	Eldin Avdulahi	SRB	22,55
13.	Georgios Gonidellis	GRE	22,57
14.	Bachana Khorava	GEO	22,63
15.	Martin Asparuhov	BUL	22,71
	Adam Pawlowski	POL	DNS

## Erä 1

Tuuli: +0,7

1.	Liam Clowes	GBR	21,65Q
2.	Julien Watrin	BEL	21,65Q
3.	Jose A Vizquete	ESP	21,82Q
4.	Giacomo Tortu	ITA	22,08q
5.	Roman Lukyanchuk	UKR	22,09q
6.	Kriton Kyriakidis	CYP	22,36
7.	Bachana Khorava	GEO	22,63
	Adam Pawlowski	POL	DNS

## Erä 2

Tuuli: -0,5

1.	Jeffrey John	FRA	21,60Q
2.	Bram Peters	NED	21,75Q
3.	Lorcan O'Cathain	IRL	22,07Q
4.	Mark Razenkov	RUS	22,24
5.	Emirhan Pehlivan	TUR	22,28
6.	Eldin Avdulahi	SRB	22,55
7.	Georgios Gonidellis	GRE	22,57
8.	Martin Asparuhov	BUL	22,71

## B 200 m

## Heats

1.	Jeffrey John	FRA	21,69Q
2.	Liam Clowes	GBR	21,87Q
3.	Bram Peters	NED	21,92Q
4.	Jose A Vizquete	ESP	22,01Q
5.	Julien Watrin	BEL	22,11Q
6.	Lorcan O'Cathain	IRL	22,12Q
7.	Adam Pawlowski	POL	22,18Q
8.	Georgios Gonidellis	GRE	22,20Q
9.	Mark Razenkov	RUS	22,23Q
10.	Roman Lukyanchuk	UKR	22,27Q
11.	Emirhan Pehlivan	TUR	22,34q
12.	Giacomo Tortu	ITA	22,45Q
13.	Martin Asparuhov	BUL	22,54Q
14.	Kriton Kyriakidis	CYP	22,61q
15.	Bachana Khorava	GEO	22,63q
16.	Eldin Avdulahi	SRB	22,67q
17.	Antonio Brandao	POR	22,75
18.	Richard Pous	SVK	22,76
19.	Thomas Kain	AUT	22,81
20.	Kostas Skrabulis	LTU	22,86
21.	Markus Ellisaar	EST	22,92
22.	Nikita Pankins	LAT	23,12
23.	Omri Harush	ISR	23,33
24.	Steve Camilleri	MLT	23,70
	Dario Horvat	CRO	DNF
	Samir Aghammadov	AZE	DQ

## Erä 1

1.	Julien Watrin	BEL	22,11Q
2.	Mark Razenkov	RUS	22,23Q
3.	Martin Asparuhov	BUL	22,54Q



4. Bachana Khorava	GEO	22,63q
5. Thomas Kain	AUT	22,81
6. Markus Ellisaar	EST	22,92
Dario Horvat	CRO	DNF

Erä 2 Tuuli: -0,5

1. Lorcan O'Cathain	IRL	22,12Q
2. Adam Pawlowski	POL	22,18Q
3. Giacomo Tortu	ITA	22,45Q
4. Kostas Skrabulis	LTU	22,86
5. Nikita Pankins	LAT	23,12
6. Steve Camilleri	MLT	23,70

Erä 3 Tuuli: -0,7

1. Liam Clowes	GBR	21,87Q
2. Jose A Vizquete	ESP	22,01Q
3. Georgios Gonidellis	GRE	22,20Q
4. Richard Pous	SVK	22,76
5. Omri Harush	ISR	23,33
Samir Aghamammadov	AZE	DQ

Erä 4 Tuuli: -0,5

1. Jeffrey John	FRA	21,69Q
2. Bram Peters	NED	21,92Q
3. Roman Lukyanchuk	UKR	22,27Q
4. Emirhan Pehlivan	TUR	22,34q
5. Kriton Kyriakidis	CYP	22,61q
6. Eldin Avdulahi	SRB	22,67q
7. Antonio Brandao	POR	22,75

B 400 m Final

1. Martin Vins	CZE	48,23
2. Olufemi Atibioke	GER	48,32
3. Davide Re	ITA	48,57
4. Bertran Alcaraz	ESP	48,71
5. Victor Barroso	FRA	48,98
6. Domantas Zalga	LTU	49,34
7. Paul Scanlan	IRL	49,70
8. Nemanja Bozic	SRB	50,09

B 400 m Heats

1. Olufemi Atibioke	GER	48,90Q
2. Domantas Zalga	LTU	49,28Q
3. Davide Re	ITA	49,44Q
4. Martin Vins	CZE	49,48Q
5. Paul Scanlan	IRL	49,61q
6. Victor Barroso	FRA	49,66Q
7. Bertran Alcaraz	ESP	49,79Q
8. Nemanja Bozic	SRB	50,05q
9. Miha Ambrozic	SLO	50,10
10. Jani Koskela	FIN	50,29
11. Riginos Menelaou	CYP	50,44
12. Martin Asparuhov	BUL	50,54
13. Renars Stepins	LAT	50,66
14. Nika Kartavtsevi	GEO	51,01
15. Martin Koch	SVK	51,39
16. Mersin Vörno	EST	52,77
17. Ainsley Campbell	GBR	53,41
Halit Kilic	TUR	DNF

Erä 1

1. Olufemi Atibioke	GER	48,90Q
2. Davide Re	ITA	49,44Q
3. Paul Scanlan	IRL	49,61q
4. Martin Asparuhov	BUL	50,54
5. Renars Stepins	LAT	50,66
6. Nika Kartavtsevi	GEO	51,01

## Erä 2

1. Domantas Zalga	LTU	49,28Q
2. Victor Barroso	FRA	49,66Q
3. Nemanja Bozic	SRB	50,05q
4. Mersin Vörno	EST	52,77
5. Ainsley Campbell	GBR	53,41
Halit Kilic	TUR	DNF

## Erä 3

1. Martin Vins	CZE	49,48Q
2. Bertran Alcaraz	ESP	49,79Q
3. Miha Ambrozic	SLO	50,10
4. Jani Koskela	FIN	50,29
5. Riginos Menelaou	CYP	50,44
6. Martin Koch	SVK	51,39

## B 800 m

## Final

1. Halit Kilic	TUR	1.55,79
2. Miroslav Burian	CZE	1.56,47
3. Alejandro Estevez	ESP	1.56,73
4. Thomas Atkinson	GBR	1.57,09
5. Jorian Damen	NED	1.57,10
6. David Kovacs	HUN	1.57,13
7. Marco Kürzdörfer	GER	1.57,43
8. Siarhei Lukouski	BLR	1.57,67

## B 800 m

## Semifinal

1. Miroslav Burian	CZE	1.51,77Q
2. Halit Kilic	TUR	1.52,01Q
3. Siarhei Lukouski	BLR	1.52,54Q
4. Jorian Damen	NED	1.52,83q
5. Marco Kürzdörfer	GER	1.52,89q
6. Adam Ingram	IRL	1.53,08
7. Thomas Atkinson	GBR	1.53,97Q
8. David Kovacs	HUN	1.54,18Q
9. Alejandro Estevez	ESP	1.54,30Q
10. Quentin Kebron	BEL	1.54,59
11. Marco Zanni	ITA	1.55,38
12. Youri Bikhman	ISR	1.56,24
13. Thibaut Junqueira	POR	1.57,99
14. Milan Pudja	SRB	1.58,95
15. Eimantas Piliponis	LTU	1.59,98
16. Bojan Milcevski	FYROM	2.01,07

## Erä 1

1. Miroslav Burian	CZE	1.51,77Q
2. Halit Kilic	TUR	1.52,01Q
3. Siarhei Lukouski	BLR	1.52,54Q
4. Jorian Damen	NED	1.52,83q
5. Marco Kürzdörfer	GER	1.52,89q
6. Adam Ingram	IRL	1.53,08
7. Milan Pudja	SRB	1.58,95
8. Eimantas Piliponis	LTU	1.59,98

## Erä 2

1. Thomas Atkinson	GBR	1.53,97Q
2. David Kovacs	HUN	1.54,18Q
3. Alejandro Estevez	ESP	1.54,30Q
4. Quentin Kebron	BEL	1.54,59
5. Marco Zanni	ITA	1.55,38
6. Youri Bikhman	ISR	1.56,24
7. Thibaut Junqueira	POR	1.57,99
8. Bojan Milcevski	FYROM	2.01,07

## B 800 m

## Heats

1. Marco Kürzdörfer	GER	1.54,20Q
2. Marco Zanni	ITA	1.54,50Q



2.	Halit Kilic	TUR	1.54,50Q
4.	Siarhei Lukouski	BLR	1.54,60q
5.	David Kovacs	HUN	1.55,20q
6.	Quentin Kebron	BEL	1.56,31Q
7.	Alejandro Estevez	ESP	1.56,73Q
8.	Thomas Atkinson	GBR	1.56,90Q
9.	Bojan Milcevski	FYROM	1.57,03Q
10.	Thibaut Junqueira	POR	1.57,28q
11.	Adam Ingram	IRL	1.57,40Q
12.	Eimantas Piliponis	LTU	1.57,43q
13.	Charel Grethen	LUX	1.57,60
14.	Youri Bikhman	ISR	1.58,00Q
15.	Miroslav Burian	CZE	1.58,25Q
16.	Milan Pudja	SRB	1.58,52Q
17.	Jorian Damen	NED	1.58,62Q
18.	Aki Haiko	FIN	1.58,70
19.	Christos Dimitriou	CYP	1.58,80
20.	Iulian Ganciu	ROU	1.59,06
21.	Jeppe Harboe	DEN	1.59,50
22.	Aghilas Bey	FRA	1.59,72
23.	Peter Durec	SVK	1.59,90
24.	Sandy Protic	CRO	2.00,39
25.	Madis Svincovs	LAT	2.00,74
26.	Andrea Furlan	SUI	2.02,10
27.	Giorgi Zilbershtein	GEO	2.03,04
28.	Arben Mekic	MNE	2.05,97
29.	Kamran Mammadov	AZE	2.06,90

#### Erä 1

1.	Thomas Atkinson	GBR	1.56,90Q
2.	Adam Ingram	IRL	1.57,40Q
3.	Youri Bikhman	ISR	1.58,00Q
4.	Aki Haiko	FIN	1.58,70
5.	Jeppe Harboe	DEN	1.59,50
6.	Andrea Furlan	SUI	2.02,10
7.	Kamran Mammadov	AZE	2.06,90

#### Erä 2

1.	Marco Kürzdörfer	GER	1.54,20Q
2.	Marco Zanni	ITA	1.54,50Q
2.	Halit Kilic	TUR	1.54,50Q
4.	Siarhei Lukouski	BLR	1.54,60q
5.	David Kovacs	HUN	1.55,20q
6.	Charel Grethen	LUX	1.57,60
7.	Christos Dimitriou	CYP	1.58,80
8.	Peter Durec	SVK	1.59,90

#### Erä 3

1.	Miroslav Burian	CZE	1.58,25Q
2.	Milan Pudja	SRB	1.58,52Q
3.	Jorian Damen	NED	1.58,62Q
4.	Iulian Ganciu	ROU	1.59,06
5.	Aghilas Bey	FRA	1.59,72
6.	Sandy Protic	CRO	2.00,39
7.	Giorgi Zilbershtein	GEO	2.03,04

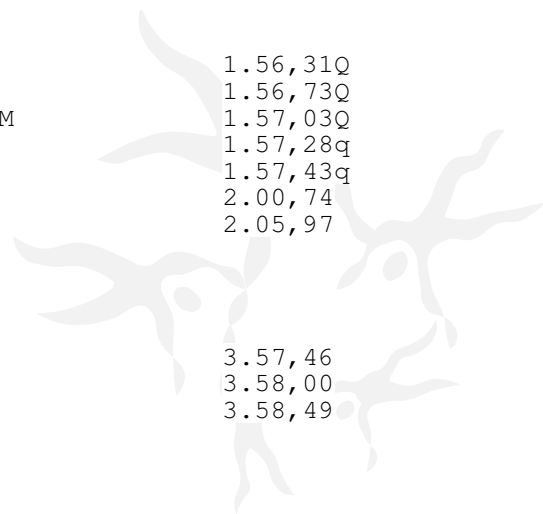
#### Erä 4

1.	Quentin Kebron	BEL	1.56,31Q
2.	Alejandro Estevez	ESP	1.56,73Q
3.	Bojan Milcevski	FYROM	1.57,03Q
4.	Thibaut Junqueira	POR	1.57,28q
5.	Eimantas Piliponis	LTU	1.57,43q
6.	Madis Svincovs	LAT	2.00,74
7.	Arben Mekic	MNE	2.05,97

#### B 1500 m

#### Final

1.	Rui Pinto	POR	3.57,46
2.	Laszlo Gregor	HUN	3.58,00
3.	Alexander Schwab	GER	3.58,49



4.	Il'gizar Safiulin	RUS	3.59,56
5.	Wouter Ploeger	NED	4.01,01
6.	Mattia Moretti	ITA	4.02,14
7.	Pierre Ambroise Bosse	FRA	4.03,44
8.	Ben Bertemes	LUX	4.03,59
9.	Thijs Matthias Nijhuis	DEN	4.04,15
10.	Armandas Budreckis	LTU	4.05,26
11.	Richard Goodman	GBR	4.06,10
12.	Rihards Kaulins	LAT	4.08,42
13.	Petr Kaminski	CZE	4.12,54
14.	Matthaios Koukouzelis	GRE	4.24,07
	Tarik Moukrime	BEL	DNF

B 3000 m Final

1.	Callum Hawkins	GBR	8.23,62
2.	Shane Quinn	IRL	8.30,12
3.	Il'gizar Safiulin	RUS	8.32,53
4.	Pieter-Jan Hannes	BEL	8.34,28
5.	Claudiu Costin Cimpoeru	ROU	8.36,72
6.	Ymer Getahun	ISR	8.37,72
7.	Fernando Carro	ESP	8.43,37
8.	Murat Orak	TUR	8.45,01
9.	Timothy Vergauwen	NED	8.46,05
10.	Diogo Lourenco	POR	8.53,67
11.	Leonardo Bidogia	ITA	8.58,59
12.	Kalle Keskipoikela	FIN	9.07,85
13.	Thijs Matthias Nijhuis	DEN	9.11,60
14.	Dmitrijs Serjogins	LAT	9.35,20
	Laszlo Gregor	HUN	DNF

B 2000 m steeplechase Final

1.	Benjamin Gabor Szalai	HUN	5.53,31
2.	Romain Collenot-Spiret	FRA	5.54,13
3.	Stephan Abisch	GER	5.54,30
4.	Muhammed Emin Tan	TUR	5.54,84
5.	Bohdan Kostiv	UKR	6.02,37
6.	Giuseppe Gerratana	ITA	6.02,75
7.	Valentinas Rudys	LTU	6.05,50
8.	Petr Kaminski	CZE	6.09,64
9.	Joao Pires	POR	6.11,30
10.	Ritvars Dombrovskis	LAT	6.12,50
11.	Mitko Tsenov	BUL	6.13,51
12.	Evangelos Martzoukos	GRE	6.14,57
13.	Milan Duka	SRB	6.18,12
14.	Junuzovic Osman	BIH	6.20,92

B 110 m hurdles Final

Tuuli: -0,4

1.	Arnau Erta	ESP	13,46
2.	Haris Koutras	CYP	13,57
3.	Ivan Mach Di Palmstein	ITA	13,72
4.	Rodric Seutin	BEL	13,84
5.	Nicolas Borome	FRA	13,95
6.	Sebastian Kapferer	AUT	14,06
7.	Rafal Wiszniewski	POL	14,10
8.	Valiantsin Rohatneu	BLR	14,16

B 110 m hurdles Heats

1.	Arnau Erta	ESP	13,66Q
2.	Haris Koutras	CYP	13,79Q
3.	Ivan Mach Di Palmstein	ITA	13,89Q
4.	Sebastian Kapferer	AUT	14,05Q
5.	Nicolas Borome	FRA	14,10q
6.	Rafal Wiszniewski	POL	14,10q
7.	Rodric Seutin	BEL	14,11Q
8.	Valiantsin Rohatneu	BLR	14,11Q
9.	Themba Luhana	GBR	14,12

10. Pasi Roslund	FIN	14,14
11. Vaclav Sedlak	CZE	14,22
12. Philipp Widmer	SUI	14,23
13. Edmond O'Halloran	IRL	14,31
14. Alexander Evgenyev	RUS	14,35
15. Panagiotis Pagouras	GRE	14,53
16. Rahib Mammadov	AZE	14,64
17. Razvan Andrei Tomozei	ROU	14,67
18. Samuel Remedios	POR	14,67
19. Oskars Kibermanis	LAT	14,81
20. Yigitcan Kaya	TUR	14,89
21. Mersin Vörno	EST	15,80
22. Erik Hakobyan	ARM	16,48

Erä 1 Tuuli: -1,3

1. Ivan Mach Di Palmstein	ITA	13,89Q
2. Valiantsin Rohatneu	BLR	14,11Q
3. Themba Luhana	GBR	14,12
4. Philipp Widmer	SUI	14,23
5. Panagiotis Pagouras	GRE	14,53
6. Razvan Andrei Tomozei	ROU	14,67
7. Erik Hakobyan	ARM	16,48

Erä 2 Tuuli: -0,7

1. Arnau Erta	ESP	13,66Q
2. Haris Koutras	CYP	13,79Q
3. Nicolas Borome	FRA	14,10q
4. Rafal Wiszniewski	POL	14,10q
5. Alexander Evgenyev	RUS	14,35
6. Rahib Mammadov	AZE	14,64
7. Samuel Remedios	POR	14,67

Erä 3 Tuuli: -1,4

1. Sebastian Kapferer	AUT	14,05Q
2. Rodric Seutin	BEL	14,11Q
3. Pasi Roslund	FIN	14,14
4. Vaclav Sedlak	CZE	14,22
5. Edmond O'Halloran	IRL	14,31
6. Oskars Kibermanis	LAT	14,81
7. Yigitcan Kaya	TUR	14,89
8. Mersin Vörno	EST	15,80


B 400 m hurdles Final

1. Stef Vanhaeren	BEL	51,09
2. Jose Bencosme de Leon	ITA	52,27
3. Rasmus Mägi	EST	52,85
4. Enrique Gonzalez	ESP	52,90
5. Jesper Arts	NED	53,26
6. Adrian Dorin Minca	ROU	54,42
7. Jussi Kanervo	FIN	54,63
8. Roberto Nobrega	POR	54,86

B 400 m hurdles Heats

1. Stef Vanhaeren	BEL	52,25Q
2. Jose Bencosme de Leon	ITA	52,99Q
3. Jesper Arts	NED	53,70Q
4. Adrian Dorin Minca	ROU	54,00Q
5. Roberto Nobrega	POR	54,12q
6. Enrique Gonzalez	ESP	54,17q
7. Rasmus Mägi	EST	54,19Q
8. Jussi Kanervo	FIN	54,52Q
9. Slobodan Miric	SRB	55,00
10. Mitja Lindic	SLO	55,03
11. Stephane Zenou-Yato	FRA	56,20
12. Yigitcan Kaya	TUR	57,88
13. Maksims Semjonovs	LAT	58,10

Erä 1



1. Jose Bencosme de Leon	ITA	52,99Q
2. Jesper Arts	NED	53,70Q
3. Adrian Dorin Minca	ROU	54,00Q
4. Roberto Nobrega	POR	54,12q
5. Enrique Gonzalez	ESP	54,17q
6. Slobodan Miric	SRB	55,00
7. Yigitcan Kaya	TUR	57,88

#### Erä 2

1. Stef Vanhaeren	BEL	52,25Q
2. Rasmus Mägi	EST	54,19Q
3. Jussi Kanervo	FIN	54,52Q
4. Mitja Lindic	SLO	55,03
5. Stephane Zenou-Yato	FRA	56,20
6. Maksims Semjonovs	LAT	58,10

#### B High jump

#### Final

1. Daniil Tsyplakov	RUS	221
195 200 204 208 211 214 217 219 221 223		
- 0 0 0 XO 0 0 XO 0 XXX		
2. Dmitry Kroytor	ISR	219
195 200 204 208 211 214 217 219 221 223		
- - - 0 - 0 X-- XO X-- XX		
3. Janick Klausen	DEN	214
195 200 204 208 211 214 217 219		
- 0 XO 0 XO XXO - XXX		
4. Joseph Kent	GBR	211
195 200 204 208 211 214		
- 0 0 XXO 0 XXX		
5. Andrii Kovalov	UKR	211
195 200 204 208 211 214		
0 0 XO XXO XXO XXX		
6. Ernestas Raudys	LTU	204
195 200 204 208		
0 XO 0 XXX		
7. Sander Maes	BEL	204
195 200 204 208		
0 0 XO XXX		
7. Vasileios Konstantinou	CYP	204
195 200 204 208		
- 0 XO XXX		
9. Jussi Ala-Laurinaho	FIN	204
195 200 204 208		
XO 0 XO XXX		
9. Kanstantsin Karpau	BLR	204
195 200 204 208		
0 XO XO XXX		
11. Przemyslaw Luty	POL	200
195 200 204		
0 0 XXX		
12. Gabor Sarai	HUN	200
195 200 204		
0 XO XXX		
13. Yann Frederic	FRA	200
195 200 204		
0 XXO XXX		

#### B High jump

#### Qualification

1. Daniil Tsyplakov	RUS	202q
2. Joseph Kent	GBR	199q
2. Sander Maes	BEL	199q
2. Janick Klausen	DEN	199q
2. Dmitry Kroytor	ISR	199q
2. Gabor Sarai	HUN	199q
2. Vasileios Konstantinou	CYP	199q
8. Kanstantsin Karpau	BLR	199q
8. Przemyslaw Luty	POL	199q
8. Ernestas Raudys	LTU	199q
11. Andrii Kovalov	UKR	199q
12. Jussi Ala-Laurinaho	FIN	199q
12. Yann Frederic	FRA	199q
14. Maicel Uibo	EST	195

15. Alessandro Di Pasquali	ITA	195
16. Vladislavs Prigozevs	LAT	195
17. Emmanouil Androulidakis	GRE	190
18. Darko Pesic	MNE	190
19. Dusan Zivkovic	SRB	190
20. Mustafa Aslaner	TUR	180

#### Ryhmä 1


1. Joseph Kent	GBR	199q
180 190 195 199		
- - - 0		
1. Sander Maes	BEL	199q
180 190 195 199		
- 0 0 0		
1. Janick Klausen	DEN	199q
180 190 195 199		
- - - 0		
1. Dmitry Kroytor	ISR	199q
180 190 195 199		
- - - 0		
5. Ernestas Raudys	LTU	199q
180 190 195 199		
- 0 XO 0		
6. Andrii Kovalov	UKR	199q
180 190 195 199		
- 0 0 XO		
7. Maicel Uiibo	EST	195
180 190 195 199		
- 0 0 XXX		
8. Emmanouil Androulidakis	GRE	190
180 190 195		
0 0 XXX		
9. Dusan Zivkovic	SRB	190
180 190 195		
0 XO XXX		
10. Mustafa Aslaner	TUR	180
180 190		
0 XXX		

#### Ryhmä 2

1. Daniil Tsyplakov	RUS	202q
180 190 195 199 202		
- - 0 - 0		
2. Gabor Sarai	HUN	199q
180 190 195 199		
- 0 0 0		
2. Vasileios Konstantinou	CYP	199q
180 190 195 199		
- - - 0		
4. Kanstantsin Karpau	BLR	199q
180 190 195 199		
- - XO 0		
4. Przemyslaw Luty	POL	199q
180 190 195 199		
0 0 XO 0		
6. Jussi Ala-Laurinaho	FIN	199q
180 190 195 199		
0 XO 0 XXO		
6. Yann Frederic	FRA	199q
180 190 195 199		
- 0 XO XXO		
8. Alessandro Di Pasquali	ITA	195
180 190 195 199		
0 XO 0 XXX		
9. Vladislavs Prigozevs	LAT	195
180 190 195 199		
- 0 XXO XXX		
10. Darko Pesic	MNE	190
180 190 195		
XO 0 XXX		

B Pole vault

Final



1. Arnaud Art	BEL	485
400 420 440 455 465 475 485 490		
- O O XXO XO XO XO XX-		
2. Ivan Horvat	CRO	475
400 420 440 455 465 475 485		
- - XO O O O XXX		
3. Thomas Pastl	AUT	475
400 420 440 455 465 475 485		
- - - XO XO O XXX		
4. Vitaliy Tsepilov	UKR	465
400 420 440 455 465 475 485		
- - - - O X- XX		
5. Simone Fusiani	ITA	465
400 420 440 455 465 475		
- - O O XO XXX		
6. Cameron Walker-Shepherd	GBR	465
400 420 440 455 465 475		
- - O XXO XXO XXX		
7. Baptiste Boirie	FRA	440
400 420 440 455		
- - O XXX		
8. Tim-Marvin Grimberg	GER	440
400 420 440 455		
- - XO XXX		
8. Ivan Tsvetkov	BUL	440
400 420 440 455		
- O XO XXX		
10. Thomas Houlihan	IRL	440
400 420 440 455		
- O XXO XXX		
Oscar Oliver	ESP	NH
400 420 440		
- - XXX		
Taavi Sarapuu	EST	NH
400		
XXX		

B Long jump

Final

1. Andreas Trajkovski	DEN	7,37	+1,2
7,09 7,16			
+0,6 +0,3			
2. Jean Pierre Bertrand	FRA	7,30	+0,9
7,03 7,21 7,15 7,10 7,23 7,30			
-0,9 -0,2 -0,1 0,0 +1,0 +0,9			
3. Daniel Dobrev	BUL	7,30	0,0
7,19 7,30			
0,0 0,0			
4. Christodoulos Theofilou	CYP	7,18	0,0
7,18 7,13 6,73 7,00			
0,0 0,0 -0,3 0,0			
5. Mark Jacobs	NED	7,13	+1,2
6,92 7,03 7,13 5,35			
-0,6 +0,3 +1,2 +0,3			
6. Rasmus Rooks	EST	7,10	0,0
6,75 7,10 7,08			
0,0 0,0 -0,6			
7. Jan Kurr	GER	7,01	-0,5
7,01 6,89			
-0,5 -1,1			
8. Joao Rocha	POR	6,96	+1,5
6,63 6,70 6,96 6,52 6,75 6,83			
-0,5 -0,6 +1,5 +0,1 +0,2 +0,2			
9. Ilya Bychkou	BLR	6,96	+1,4
6,60 6,67 6,96			
-1,1 -0,7 +1,4			
10. Francesco Turatello	ITA	6,92	0,0
X 6,92			
0,0			
11. Valentin Toboc	ROU	6,82	-0,2
6,82			
-0,2			
12. Jakub Kacani	SVK	6,50	-0,4
6,50			
-0,4			

## B Long jump

## Qualification

1. Jean Pierre Bertrand	FRA	7,29	
-1,4Q			
2. Ilya Bychkou	BLR	7,07	
-0,6q			
3. Valentin Toboc	ROU	7,06	
+0,9q			
4. Rasmus Rooks	EST	7,05	
-0,1q			
5. Christodoulos Theofilou	CYP	7,01	
+0,6q			
6. Andreas Trajkovski	DEN	6,95	
0,0q			
7. Jan Kurr	GER	6,95	
0,0q			
8. Jakub Kacani	SVK	6,90	
+0,6q			
9. Joao Rocha	POR	6,90	
-0,5q			
10. Francesco Turatello	ITA	6,89	
+0,5q			
11. Mark Jacobs	NED	6,87	
-1,2q			
12. Daniel Dobrev	BUL	6,83	
+0,5q			
13. Maxim Fayzulin	RUS	6,82	-0,2
14. Panagiotis Rontos	GRE	6,80	-0,1
15. Mark Szabo	HUN	6,79	+0,7
16. Pablo Torrijos	ESP	6,77	+0,1
17. Mathias Sanctorum	BEL	6,73	+0,1
18. Eetu Ehrola	FIN	6,68	+0,1
19. Nikita Pankins	LAT	6,68	+1,1
20. James Lelliott	GBR	6,63	0,0
21. Taras Neledva	UKR	6,57	0,0
22. Alper Kulaksiz	TUR	6,53	+1,1
23. Ivan Madunic	CRO	6,45	+1,4
24. Gor Nerkararyan	ARM	6,37	0,0
25. Andrew Cassar Torreggiani	MLT	6,33	-1,1
26. Marek Prsin	CZE	6,30	-0,4
27. Ciaran Dolan	IRL	6,20	+0,3
28. Darko Pesic	MNE	6,15	-0,1
Daumantas Lankas	LTU		NM

## Ryhmä 1

1. Ilya Bychkou	BLR	7,07	
-0,6q			
7,02	X	7,07	
+0,2		-0,6	
2. Valentin Toboc	ROU	7,06	
+0,9q			
6,75	7,06	6,72	
-0,8	+0,9	0,0	
3. Jakub Kacani	SVK	6,90	
+0,6q			
6,69	6,90	X	
-0,3	+0,6		
4. Joao Rocha	POR	6,90	
-0,5q			
6,62	6,90	6,61	
+0,3	-0,5	+0,1	
5. Mark Jacobs	NED	6,87	
-1,2q			
6,78	6,67	6,87	
+0,1	-0,4	-1,2	
6. Daniel Dobrev	BUL	6,83	
+0,5q			
6,78	6,83	6,75	
-1,0	+0,5	+0,7	
7. Pablo Torrijos	ESP	6,77	+0,1
6,71	6,77	6,62	
0,0	+0,1	-0,6	
8. Nikita Pankins	LAT	6,68	+1,1



	6,54	6,61	6,68			
	+2,6	0,0	+1,1			
9. Taras Neledva				UKR	6,57	0,0
	6,57	X	6,45			
	0,0		+0,9			
10. Alper Kulaksiz				TUR	6,53	+1,1
	6,31	6,53	6,45			
	-1,1	+1,1	-1,4			
11. Ivan Madunic				CRO	6,45	+1,4
	6,24	6,45	X			
	-0,2	+1,4				
12. Andrew Cassar Torreggiani				MLT	6,33	-1,1
	5,93	X	6,33			
	-0,3		-1,1			
13. Marek Prsin				CZE	6,30	-0,4
	X	6,30	X			
		-0,4				
Daumantas Lankas				LTU		NM
	X	-	-			


## Ryhmä 2

1. Jean Pierre Bertrand				FRA	7,29	
-1,4Q						
	7,03	7,09	7,29			
	+0,1	+0,2	-1,4			
2. Rasmus Rocks				EST	7,05	
-0,1q						
	6,93	7,05	-			
	-0,5	-0,1				
3. Christodoulos Theofilou				CYP	7,01	
+0,6q						
	6,75	6,91	7,01			
	-1,5	0,0	+0,6			
4. Andreas Trajkovski				DEN	6,95	
0,0q						
	X	6,95	6,91			
		0,0	0,0			
5. Jan Kurr				GER	6,95	
0,0q						
	6,95	X	X			
	0,0					
6. Francesco Turatello				ITA	6,89	
+0,5q						
	X	6,89	X			
		+0,5				
7. Maxim Fayzulin				RUS	6,82	-0,2
	6,77	6,82	6,75			
	+1,1	-0,2	+0,2			
8. Panagiotis Rontos				GRE	6,80	-0,1
	6,80	6,70	X			
	-0,1	-1,1				
9. Mark Szabo				HUN	6,79	+0,7
	X	6,79	X			
		+0,7				
10. Mathias Sanctorum				BEL	6,73	+0,1
	6,37	6,73	6,61			
	+1,1	+0,1	+0,1			
11. Eetu Ehrola				FIN	6,68	+0,1
	6,67	6,68	X			
	-0,1	+0,1				
12. James Lelliott				GBR	6,63	0,0
	6,59	6,63	6,62			
	-0,1	0,0	-0,1			
13. Gor Nerkararyan				ARM	6,37	0,0
	X	6,37	6,34			
		0,0	+0,2			
14. Ciaran Dolan				IRL	6,20	+0,3
	X	X	6,20			
			+0,3			
15. Darko Pesic				MNE	6,15	-0,1
	5,90	6,15	X			
	+1,2	-0,1				

B Triple jump		Final	
1. Alexander Yurchenko	RUS	15,30	-1,8
15,29 X 15,30 15,06 15,15 15,17			
-0,6 +0,7 -1,8 -0,7 -0,3 -1,0			
2. Aliaksandr Khryshchanovich	BLR	15,24	+0,9
15,07 15,13 15,14 14,91 14,86 15,24			
-0,4 -0,9 -0,8 -1,3 +0,5 +0,9			
3. Yevgen Strokhan	UKR	15,19	-0,4
X X 14,85 14,96 15,19 14,83			
+0,3 -1,8 -1,0 +0,1 -0,4 -0,6			
4. Vicente Docavo	ESP	15,14	-0,2
14,54 14,75 X 14,98 13,53 15,14			
-0,1 -0,9 -1,5 -0,1 -0,2 -0,2			
5. Benoit Nadin	FRA	14,79	0,0
X 14,21 14,49 14,46 14,60 14,79			
-1,9 -0,8 -0,9 0,0 -1,5 0,0			
6. Nikolaos Tsiokos	GRE	14,76	-1,2
14,66 X X 14,76 X 14,47			
+1,0 -1,1 +0,4 -1,2 0,0 -0,3			
7. Tom Kustak	GER	14,75	0,0
14,75 14,01 14,08 X 14,11 14,68			
0,0 -1,1 -0,5 -0,1 -1,5 -0,9			
8. Meelis Siimson	EST	14,46	-1,2
14,18 14,46 X 14,21 13,73 14,36			
-0,9 -1,2 -1,3 -1,3 -1,0 -0,1			
9. Leopold Kapata	BEL	14,39	-0,1
X 14,39 X			
+0,6 -0,1 -0,6			
10. Murad Ibadullayev	AZE	14,28	-1,0
14,24 14,28 14,24			
-1,0 -1,0 0,0			
11. Erdi Irgat	TUR	13,36	-0,2
X 13,36 -			
+0,4 -0,2			
Janis Vanags	LAT	NM	-0,7
X X X			
+0,4 -0,7 -0,7			
Damir Halilagic	BIH	NM	-1,5
X X X			
-1,5 -0,3 +0,2			
Gor Nerkararyan	ARM	DNS	

B Shot put		Final	
1. Lukas Weißhaidinger	AUT	20,35	
18,86 19,16 20,35 X 18,83 X			
2. Daniele Secci	ITA	19,08	
X 19,08 X X 18,17 X			
3. Maxim Afonin	RUS	19,06	
18,27 18,28 X 18,30 18,56 19,06			
4. Denis Englis	SVK	18,79	
17,35 17,81 18,79 18,16 18,41 18,21			
5. Rokas Kirlyys	LTU	18,57	
18,57 17,95 X X 18,13 18,43			
6. Apostolos Tsakkistos	CYP	18,46	
17,45 18,46 18,35 X 18,29 X			
7. Raman Arkhipenka	BLR	18,38	
18,03 18,38 X 18,08 X 17,65			
8. Markus Reichle	GER	18,00	
18,00 X X X X 17,72			
9. Vlad Florin Zinca	ROU	17,89	
X 17,80 17,89			
10. Mykola Bagach	UKR	17,84	
17,35 X 17,84			
11. Ville Savolainen	FIN	17,17	
17,17 X X			
12. Huseyin Orhun Demircan	TUR	16,97	
16,97 X 16,75			

B Shot put		Qualification	
1. Lukas Weißhaidinger	AUT	19,28Q	



	17,22	19,28	-				
2. Daniele Secci	18,58	-	-	ITA		18,58Q	
2. Rokas Kirlyls	18,58	-	-	LTU		18,58Q	
4. Maxim Afonin	18,54	-	-	RUS		18,54Q	
5. Vlad Florin Zinca	18,26	-	-	ROU		18,26Q	
6. Apostolos Tsakkistos	17,61	17,80	18,19	CYP		18,19Q	
7. Denis Englis	X	17,32	17,90	SVK		17,90q	
8. Markus Reichle	17,79	17,88	17,85	GER		17,88q	
9. Mykola Bagach	17,18	17,88	17,75	UKR		17,88q	
10. Ville Savolainen	17,74	17,32	X	FIN		17,74q	
11. Huseyin Orhun Demircan	17,32	X	X	TUR		17,32q	
12. Raman Arkhipenka	16,46	16,24	17,00	BLR		17,00q	
13. Savvas Geragidis	16,15	16,99	X	GRE		16,99	
14. Marek Barta	16,15	X	X	CZE		16,15	
15. Danijel Furtula	15,91	X	X	MNE		15,91	
Damian Kaminski	-	-	-	POL		NM	

#### B Discus

#### Final

1. Lukas Weißhaidinger	58,70	57,81	X	60,94	59,40	AUT	60,94
2. Marek Barta	56,00	X	58,13	60,49	X	CZE	60,49
3. Michael Klatsia	59,29	58,95	58,50	58,41	59,83	CYP	59,83
4. Danijel Furtula	56,00	56,11	56,32	55,22	X	MNE	56,32
5. Ricardo Freitas	X	45,47	52,56	X	56,28	POR	56,28
6. Mazvydas Butkus	54,35	X	55,40	X	53,25	LTU	55,40
7. Matthias Fischer	51,47	X	51,35	54,08	X	GER	54,08
8. Damian Kaminski	51,55	51,68	X	X	51,77	POL	53,13
9. Janos Richard Huszak	49,05	50,99	X			HUN	50,99
10. Mikko Törrönen	48,04	50,40	X			FIN	50,40
11. Murat Kulekci	X	49,74	X			TUR	49,74
12. Jaka Zulic	X	46,50	X			SLO	46,50

#### B Discus

#### Qualification

1. Marek Barta	CZE	55,57Q
2. Mazvydas Butkus	LTU	54,39Q
3. Danijel Furtula	MNE	53,36Q
4. Michael Klatsia	CYP	53,15Q
5. Damian Kaminski	POL	52,78q
6. Matthias Fischer	GER	51,65q
7. Ricardo Freitas	POR	51,25q
8. Jaka Zulic	SLO	50,35q
9. Murat Kulekci	TUR	49,98q
10. Lukas Weißhaidinger	AUT	49,68q
11. Janos Richard Huszak	HUN	49,65q
12. Mikko Törrönen	FIN	49,49q
13. Michal Holica	SVK	48,46
14. Theodoros Nasiakos	GRE	48,32

15. Alexander Kiria	RUS	48,01
16. Raido Vaan	EST	47,99
17. Nicolai Versloot	NED	47,51
18. Oleksandr Sovych	UKR	45,84
19. Hjalti Geir Gardarsson	ISL	43,90
20. Salvatore Iaropoli	ITA	42,55

#### Ryhmä 1

1. Mazvydas Butkus	LTU	54,39Q
X 49,81 54,39		
2. Michael Klatsia	CYP	53,15Q
X 47,56 53,15		
3. Jaka Zulic	SLO	50,35q
50,35 48,87 47,96		
4. Murat Kulekci	TUR	49,98q
X 48,67 49,98		
5. Janos Richard Huszak	HUN	49,65q
35,06 49,65 X		
6. Mikko Törrönen	FIN	49,49q
X 47,26 49,49		
7. Nicolai Versloot	NED	47,51
X 47,50 47,51		
8. Oleksandr Sovych	UKR	45,84
42,77 43,02 45,84		
9. Hjalti Geir Gardarsson	ISL	43,90
X 43,90 X		
10. Salvatore Iaropoli	ITA	42,55
X 42,55 X		

#### Ryhmä 2

1. Marek Barta	CZE	55,57Q
55,57		
2. Danijel Furtula	MNE	53,36Q
53,36		
3. Damian Kaminski	POL	52,78q
49,18 49,46 52,78		
4. Matthias Fischer	GER	51,65q
51,65 X 47,39		
5. Ricardo Freitas	POR	51,25q
51,25 X X		
6. Lukas Weißhaidinger	AUT	49,68q
X 48,01 49,68		
7. Michal Holica	SVK	48,46
X 47,15 48,46		
8. Theodoros Nasiakos	GRE	48,32
X 48,32 46,03		
9. Alexander Kiria	RUS	48,01
X 47,92 48,01		
10. Raido Vaan	EST	47,99
47,55 47,99 45,74		

#### B Hammer

#### Final

1. Tomas Kruzliak	SVK	74,24
X 67,80 67,69 69,47 71,30 74,24		
2. Evgeny Korotovski	RUS	72,63
70,81 X 69,32 72,63 X 72,25		
3. Edgars Timermanis	LAT	71,49
69,45 69,78 71,49 60,67 X X		
4. Maximilian Becker	GER	71,33
69,37 66,55 X 71,33 69,67 70,93		
5. Yauheni Ivanou	BLR	70,42
65,57 68,41 X 70,36 70,42 69,07		
6. Martynas Sedys	LTU	70,13
67,00 68,90 67,38 69,82 69,02 70,13		
7. Jesse Lehto	FIN	68,84
66,45 66,83 68,84 X 65,09 68,06		
8. Ragnar Mikomägi	EST	67,24
X 64,58 67,24 65,01 65,77 60,85		
9. Vasileios-Panagiotis Siakoulis	GRE	66,24
66,24 65,90 65,44		
10. Anastas Papazov	BUL	66,06
X 66,06 X		

11. Killian Barry				IRL	61,47
55,27	X	61,47			
Andrew Elkins				GBR	NM
X	X	X			

#### B Hammer

#### Qualification

1. Tomas Kruzliak				SVK	72,04Q
X 65,67		72,04			
2. Evgeny Korotovskiy				RUS	71,00Q
71,00	-	-			
3. Anastas Papazov				BUL	68,71Q
68,71	-	-			
4. Jesse Lehto				FIN	68,12Q
X 66,18		68,12			
5. Edgars Timermanis				LAT	67,30Q
67,30	-	-			
6. Yauheni Ivanou				BLR	67,20Q
67,20	-	-			
7. Vasileios-Panagiotis Siakoulis				GRE	66,92q
X 66,04		66,92			
8. Martynas Sedys				LTU	66,11q
66,11	59,18		X		
9. Killian Barry				IRL	65,27q
61,51	62,35	65,27			
10. Andrew Elkins				GBR	64,09q
64,09	X	X			
11. Ragnar Mikomägi				EST	63,95q
63,00	63,95	-			
12. Maximilian Becker				GER	63,83q
X	X	63,83			
13. Serghei Marghiev				MDA	63,73
61,63	59,22	63,73			
14. Pedro Jose Martin				ESP	61,82
61,82	61,76		X		
15. Maarten Cornelissen				NED	61,28
58,11	61,28		X		
16. Martin Fazekas				HUN	59,87
59,87	X	X			
17. Yunuscan Onkun				TUR	59,16
X	X	59,16			
18. Bruno Gomes				POR	57,32
56,01	55,92	57,32			
Jozsef Matyas				ROU	NM
X	X	X			

#### B Javelin

#### Final

1. Valeriy Iordan						RUS	75,59
66,76	75,59	74,13	73,05	75,30		X	
2. Arnolds Strenga						LAT	69,73
61,96	65,75	X	68,04	69,20	69,73		
3. Oleksandr Nychyporchuk						UKR	67,67
X 67,56	65,83		X	64,76	67,67		
4. Tiago Aperta						POR	67,51
67,51	X	65,43	61,45		X	57,86	
5. Jaka Muhar						SLO	65,81
59,33	65,81	X	58,74		X	65,18	
6. Samuel Taylor-Outridge						GBR	65,41
51,99	X	65,41		X	X	62,35	
7. Toma Marian Pop						ROU	62,78
62,78	X	X	54,87	60,05	51,71		
8. Alain De Deugd						NED	62,75
62,75	59,78	X	62,61	59,06		X	
9. Indrek Reisberg						EST	61,87
49,18	61,87	60,78					
10. Toni Sirviö						FIN	61,86
61,86	X	58,58					
11. Mateusz Poniatowski						POL	61,73
59,99	61,73	60,20					
12. Arne Broeders						BEL	58,86
58,86	46,95	X					
13. Georgios Bourazanas						GRE	57,60
57,60	55,15	X					
14. Matthias Rebl						AUT	55,20


	55,20	X	X		
15. HjalTI Geir Gardarsson				ISL	47,70
	43,10	47,70	46,59		

B 4 x 100 m relay Final

1. Spain	41,20
Jose A Vizuete	
Bertran Alcaraz	
Alberto Gavalda	
Arnau Erta	
2. France	41,31
Nicolas Borome	
Jeffrey John	
Victor Barroso	
Vincent Michalet	
3. Belgium	41,69
Rodric Seutin	
Claes Frederick	
Stef Vanhaeren	
Julien Watrin	
4. Russia	41,98
Maxim Fayzulin	
Alexander Evgenyev	
Mark Razenkov	
Alexander Eliseyev	
5. Switzerland	42,01
Fabian Vogel	
Dominik Alberto	
Cedric Merz	
Philipp Widmer	
6. Portugal	42,66
Joao Rocha	
Antonio Brandao	
Jose Viegas	
Samuel Remedios	
The Netherlands	DQ
Maxim Ouwendijk	
Bram Peters	
Sander Pupella	
Victor Strijbis	
Italy	DQ
Ivan Mach Di Palmstein	
Davide Re	
Giacomo Tortu	
Giovanni Galbieri	

B 4 x 100 m relay Heats

1. France	41,15Q
2. Spain	41,66Q
3. Belgium	41,73q
4. Russia	42,16q
5. Switzerland	42,19q
6. Italy	42,25q
7. The Netherlands	42,34Q
8. Portugal	42,59q
9. Finland	42,65
10. Ireland	42,99
11. Cyprus	43,06
12. Estonia	43,13
13. Great Britain	43,33
14. Germany	43,89
15. Turkey	44,25
Greece	DQ
Lithuania	DQ





Austria	DQ
Erä 1	
1. The Netherlands	42,34Q
Maxim Ouwendijk	
Bram Peters	
Sander Pupella	
Victor Strijbis	
2. Ireland	42,99
Paul Scanlan	
Edmond O'Halloran	
Ciaran Dolan	
Lorcan O'Cathain	
3. Cyprus	43,06
Christodoulos Theofilou	
Stefanos Dalitis	
Kriton Kyriakidis	
Haris Koutras	
4. Estonia	43,13
Taavi Sarapuu	
Mersin Võrno	
Markus Ellisaar	
Rasmus Rooks	
5. Turkey	44,25
Erdi Irgat	
Toros Pilikoglu	
Alper Kulaksiz	
Emirhan Pehlivan	
Greece	DQ
Panagiotis Pagouras	
Nikolaos Tsiokos	
Pantelis Seitaniadis	
Georgios Gonidellis	
Erä 2	
1. Spain	41,66Q
Pablo Torrijos	
Bertran Alcaraz	
Alberto Gavalda	
Arnau Erta	
2. Belgium	41,73q
Rodric Seutin	
Claes Frederick	
Stef Vanhaeren	
Julien Watrin	
3. Switzerland	42,19q
Fabian Vogel	
Dominik Alberto	
Cedric Merz	
Philipp Widmer	
4. Italy	42,25q
Ivan Mach Di Palmstein	
Davide Re	
Giacomo Tortu	
Giovanni Galbieri	
5. Finland	42,65
Jani Koskela	
Henry Huusko	
Pasi Roslund	
Eetu Ehrola	
6. Great Britain	43,33
James Lelliott	



Themba Luhana  
Ainsley Campbell  
Liam Clowes

Erä 3

1. France	41,15Q
Nicolas Borome	
Jeffrey John	
Victor Barroso	
Vincent Michalet	
2. Russia	42,16q
Maxim Fayzulin	
Alexander Evgenyev	
Mark Razenkov	
Alexander Eliseyev	
3. Portugal	42,59q
Joao Rocha	
Antonio Brandao	
Jose Viegas	
Samuel Remedios	
4. Germany	43,89
Tim-Marvin Grimberg	
Olufemi Atibioke	
Stephan Abisch	
Alexander Schwab	
Lithuania	DQ
Vainius Mieliauskas	
Domantas Zalga	
Kostas Skrabulis	
Zilvinas Mitrikevicius	
Austria	DQ
Dominik Havor	
Matthias Rebl	
Thomas Kain	
Sebastian Kapferer	

G 100 m

Final

Tuuli: -0,4

1. Jennifer Batten	GBR	11,73
2. Mujinga Kambundji	SUI	11,84
3. Anastazia Nguyen	HUN	11,85
4. Joan Healy	IRL	11,90
5. Tatjana Pinto	GER	12,01
6. Camille Laus	BEL	12,16
7. Alja Sitar	SLO	12,28
8. Nimet Karakus	TUR	12,36

G 100 m

Heats

1. Anastazia Nguyen	HUN	11,88Q
2. Jennifer Batten	GBR	11,89Q
3. Mujinga Kambundji	SUI	11,93Q
4. Tatjana Pinto	GER	11,93Q
5. Joan Healy	IRL	11,95q
6. Alja Sitar	SLO	12,09Q
7. Camille Laus	BEL	12,12Q
8. Nimet Karakus	TUR	12,16q
9. Klaudia Konopko	POL	12,17
10. Mariya Shmidova	UKR	12,21
11. Sara Esteves	POR	12,24
12. Alicia Varas	ESP	12,28
13. Ana Georqiana Alungoiaie	ROU	12,31
14. Anna Lapina	RUS	12,32
15. Lucile Bertho	FRA	12,34

16. Egle Andrijauskaite	LTU	12,34
17. Darya Starykava	BLR	12,39
18. Yessica Stortini Perez	ITA	12,42
19. Monika Weigertova	SVK	12,44
20. Mara Karakone	LAT	12,62
21. Ljiljana Matovic	MNE	13,09
22. Lidiya Buglak	AZE	13,23
23. Lika Lolua	GEO	13,57
24. Blanca Fiter Sanmarti	AND	13,72

Erä 1 Tuuli: +0,6

1. Jennifer Batten	GBR	11,89Q
2. Mujinga Kambundji	SUI	11,93Q
3. Joan Healy	IRL	11,95q
4. Nimet Karakus	TUR	12,16q
5. Klaudia Konopko	POL	12,17
6. Alicia Varas	ESP	12,28
7. Ana Georgiana Alungoaie	ROU	12,31
8. Mara Karakone	LAT	12,62

Erä 2 Tuuli: +0,9

1. Alja Sitar	SLO	12,09Q
2. Camille Laus	BEL	12,12Q
3. Mariya Shmidova	UKR	12,21
4. Sara Esteves	POR	12,24
5. Lucile Bertho	FRA	12,34
6. Egle Andrijauskaite	LTU	12,34
7. Monika Weigertova	SVK	12,44
8. Blanca Fiter Sanmarti	AND	13,72

Erä 3 Tuuli: +0,6

1. Anastazia Nguyen	HUN	11,88Q
2. Tatjana Pinto	GER	11,93Q
3. Anna Lapina	RUS	12,32
4. Darya Starykava	BLR	12,39
5. Yessica Stortini Perez	ITA	12,42
6. Ljiljana Matovic	MNE	13,09
7. Lidiya Buglak	AZE	13,23
8. Lika Lolua	GEO	13,57

G 200 m Final

Tuuli: +2,7

1. Jennifer Batten	GBR	23,80
2. Imke Vervaet	BEL	24,35
3. Klaudia Konopko	POL	24,41
4. Eva Lubbers	NED	24,55
5. Anna Bongiorno	ITA	24,70
6. Zivile Brokoriute	LTU	24,72
7. Kriszta Komisar	HUN	24,86
8. Kateryna Slyusarenko	UKR	25,13

G 200 m Heats

1. Jennifer Batten	GBR	24,37Q
2. Klaudia Konopko	POL	24,71Q
3. Imke Vervaet	BEL	24,71Q
4. Kriszta Komisar	HUN	24,75Q
5. Eva Lubbers	NED	24,83Q
6. Zivile Brokoriute	LTU	24,95Q
7. Anna Bongiorno	ITA	25,01q
8. Kateryna Slyusarenko	UKR	25,15q
9. Filipa Martins	POR	25,20
10. Nimet Karakus	TUR	25,24
11. Ana Georgiana Alungoaie	ROU	25,40
12. Viktooryla Kastsevich	BLR	25,44
13. Agnes Raharolahy	FRA	25,48
14. Ben Artzi Tal	ISR	25,61
15. Monika Misikova	SVK	25,64
16. Mara Karakone	LAT	25,83

17. Helin Meier	EST	25,96
18. Aikaterini Toliou	GRE	26,03
19. Stefania Valdimarsdottir	ISL	26,53
20. Alyona Setina	AZE	26,95
21. Lika Lolua	GEO	27,50
22. Blanca Fiter Sanmarti	AND	28,37

Erä 1 Tuuli: -0,7

1. Jennifer Batten	GBR	24,37Q
2. Kriszta Komiszar	HUN	24,75Q
3. Kateryna Slyusarenko	UKR	25,15q
4. Nimet Karakus	TUR	25,24
5. Ben Artzi Tal	ISR	25,61
6. Mara Karakone	LAT	25,83
7. Stefania Valdimarsdottir	ISL	26,53

Erä 2 Tuuli: -0,7

1. Eva Lubbers	NED	24,83Q
2. Zivile Brokoriute	LTU	24,95Q
3. Filipa Martins	POR	25,20
4. Ana Georgiana Alungoaie	ROU	25,40
5. Monika Misikova	SVK	25,64
6. Helin Meier	EST	25,96
7. Aikaterini Toliou	GRE	26,03

Erä 3

1. Klaudia Konopko	POL	24,71Q
2. Imke Vervaet	BEL	24,71Q
3. Anna Bongiorno	ITA	25,01q
4. Viktooryla Kastsevich	BLR	25,44
5. Agnes Raharolahy	FRA	25,48
6. Alyona Setina	AZE	26,95
7. Lika Lolua	GEO	27,50
8. Blanca Fiter Sanmarti	AND	28,37

G 400 m

Final

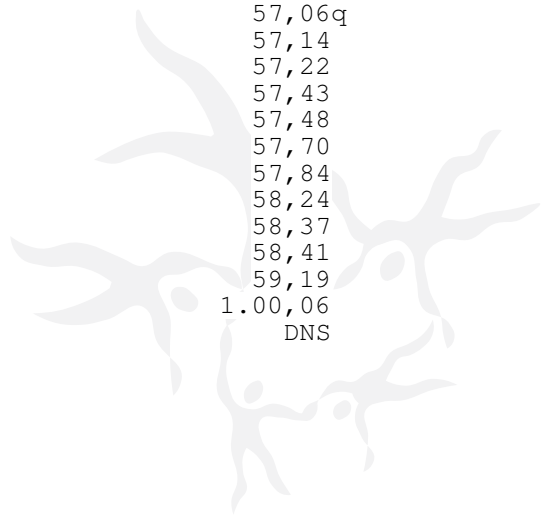
1. Yuliya Yurenia	BLR	53,90
2. Christina Zwirner	GER	54,59
3. Adelina Dorina Pastor	ROU	54,72
4. Lilla Lorand	HUN	55,17
5. Romana Tea Kirinic	CRO	55,82
6. Lucy James	GBR	56,19
7. Olena Kolesnychenko	UKR	56,89
8. Sabina Magammadova	AZE	56,90

G 400 m

Heats

1. Yuliya Yurenia	BLR	54,64Q
2. Christina Zwirner	GER	55,25Q
2. Adelina Dorina Pastor	ROU	55,25Q
4. Lucy James	GBR	55,46Q
5. Romana Tea Kirinic	CRO	56,25q
6. Lilla Lorand	HUN	56,55Q
7. Sabina Magammadova	AZE	56,95Q
8. Olena Kolesnychenko	UKR	57,06q
9. Valeriya Shamova	RUS	57,14
10. Aino Paunonen	FIN	57,22
11. Lisanne De Witte	NED	57,43
12. Katarina Ilic	SRB	57,48
13. Helin Meier	EST	57,70
14. Maria Petridou	GRE	57,84
15. Stefania Valdimarsdottir	ISL	58,24
16. Monika Misikova	SVK	58,37
17. Andzelika Bobrova	LTU	58,41
18. Coralie Leturgez	FRA	59,19
19. Catia Jacinto	POR	1.00,06
Hande Yazicioglu	TUR	DNS

Erä 1



1. Yuliya Yurenia	BLR	54,64Q
2. Sabina Magammadova	AZE	56,95Q
3. Olena Kolesnychenko	UKR	57,06q
4. Valeriya Shamova	RUS	57,14
5. Lisanne De Witte	NED	57,43
6. Maria Petridou	GRE	57,84

#### Erä 2

1. Christina Zwirner	GER	55,25Q
2. Lilla Lorand	HUN	56,55Q
3. Aino Paunonen	FIN	57,22
4. Katarina Ilic	SRB	57,48
5. Monika Misikova	SVK	58,37
6. Andzelika Bobrova	LTU	58,41
Hande Yazicioglu	TUR	DNS

#### Erä 3

1. Adelina Dorina Pastor	ROU	55,25Q
2. Lucy James	GBR	55,46Q
3. Romana Tea Kirinic	CRO	56,25q
4. Helin Meier	EST	57,70
5. Stefania Valdimarsdottir	ISL	58,24
6. Coralie Leturgez	FRA	59,19
7. Catia Jacinto	POR	1.00,06

#### G 800 m

#### Final

1. Ioana Raluca Doaga	ROU	2.09,56
2. Adelle Tracey	GBR	2.09,92
3. Andrina Schläpfer	SUI	2.09,93
4. Anastasiya Tkachuk	UKR	2.09,94
5. Viktoria Gyurkes	HUN	2.10,07
6. Charline Mathias	LUX	2.10,87
7. Isabell Teegen	GER	2.11,72
8. Stella Christoforou	CYP	2.12,14

#### G 800 m

#### Heats

1. Ioana Raluca Doaga	ROU	2.08,94Q
2. Andrina Schläpfer	SUI	2.09,85Q
3. Stella Christoforou	CYP	2.10,11Q
4. Charline Mathias	LUX	2.10,43q
5. Viktoria Gyurkes	HUN	2.10,59Q
6. Anastasiya Tkachuk	UKR	2.10,79Q
7. Adelle Tracey	GBR	2.10,93Q
8. Isabell Teegen	GER	2.11,54q
9. Maja Pacaric	CRO	2.11,56
10. Blanca Fernandez	ESP	2.11,67
11. Lisa Blameble	FRA	2.11,73
12. Marija Stambolic	SRB	2.12,08
13. Marta Freitas	POR	2.13,17
14. Viktoriya Yarashevich	BLR	2.13,51
15. Beatrice Mazzer	ITA	2.14,16
16. Zenitha Eriksson	FIN	2.15,49
17. Androniki Drakaki	GRE	2.15,66
18. Hande Yazicioglu	TUR	2.16,14
19. Inese Avsejeva	LAT	2.17,63

#### Erä 1

1. Ioana Raluca Doaga	ROU	2.08,94Q
2. Adelle Tracey	GBR	2.10,93Q
3. Isabell Teegen	GER	2.11,54q
4. Lisa Blameble	FRA	2.11,73
5. Viktoriya Yarashevich	BLR	2.13,51
6. Androniki Drakaki	GRE	2.15,66

#### Erä 2

1. Viktoria Gyurkes	HUN	2.10,59Q
2. Anastasiya Tkachuk	UKR	2.10,79Q
3. Maja Pacaric	CRO	2.11,56

4. Marija Stambolic	SRB	2.12,08
5. Beatrice Mazzer	ITA	2.14,16
6. Hande Yazicioglu	TUR	2.16,14
7. Inese Avsejeva	LAT	2.17,63

Erä 3

1. Andrina Schläpfer	SUI	2.09,85Q
2. Stella Christoforou	CYP	2.10,11Q
3. Charline Mathias	LUX	2.10,43q
4. Blanca Fernandez	ESP	2.11,67
5. Marta Freitas	POR	2.13,17
6. Zenitha Eriksson	FIN	2.15,49

G 1500 m Final

1. Ciara Mageean	IRL	4.15,46
2. Ioana Raluca Doaga	ROU	4.18,44
3. Amela Terzic	SRB	4.22,46
4. Gulshat Fazlitdinova	RUS	4.23,28
5. Anastasia Karakatsani	GRE	4.24,05
6. Lyudmyla Kyryychuk	UKR	4.26,63
7. Zenobie Vangansbeke	BEL	4.28,19
8. Lauren Proctor	GBR	4.28,23
9. Maureen Koster	NED	4.30,45
10. Diana Soares	POR	4.31,12
11. Priska Auf der Maur	SUI	4.33,08
12. Alessandra Girauda	ITA	4.35,41
13. Anette Haukilahti	FIN	4.37,61
14. Yaprak Karatokus	TUR	4.57,14

G 3000 m Final

1. Amela Terzic	SRB	9.17,90
2. Gulshat Fazlitdinova	RUS	9.30,82
3. Oleksandra Oliynyk	UKR	9.37,59
4. Susana Godinho	POR	9.57,76
5. Linda Batna	LAT	10.00,12
6. Valeria Lori	ITA	10.02,21
7. Yaprak Karatokus	TUR	10.13,94
8. Nina Stöcker	GER	10.16,40
9. Elena andreea Ghita	ROU	10.17,37
10. Marlin Van Hal	NED	13.29,22

G 2000 m steeplechase Final


1. Sofie Gallein	BEL	6.42,71
2. Teodora Simovic	SRB	6.47,43
3. Gamze Bulut	TUR	6.50,24
4. Yuliya Kukhar	UKR	6.54,86
5. Clea Formaz	SUI	6.55,63
6. Doina Cravenco	MDA	6.57,99
7. Danna Michelle Levin	ISR	7.08,45
8. Athina Koini	GRE	7.11,62
9. Nina Hahold	FRA	7.16,12
10. Kelly Nevolihhin	EST	7.27,23

G 100 m hurdles Final

Tuuli: +1,3

1. Nooralotta Neziri	FIN	13,23
2. Ekaterina Bleskina	RUS	13,24
3. Eva Vital	POR	13,39
4. Silvia Zuin	ITA	13,71
5. Georgia Atkins	GBR	13,81
6. Elodie Jakob	SUI	13,82
7. Helena Tomkova	CZE	13,87
8. Audilia Da Veiga	FRA	13,88

G 100 m hurdles Semifinal



1.	Ekaterina Bleskina	RUS	13,47Q
2.	Nooralotta Neziri	FIN	13,52Q
3.	Eva Vital	POR	13,63Q
4.	Helena Tomkova	CZE	13,78Q
4.	Georgia Atkins	GBR	13,78Q
6.	Silvia Zuin	ITA	13,82Q
7.	Elodie Jakob	SUI	13,84q
8.	Audilia Da Veiga	FRA	13,95q
9.	Marloes Duijn	NED	13,97
10.	Ivana Petkovic	SRB	13,99
11.	Pinar Aday	TUR	13,99
12.	Dorien Van Diest	BEL	14,01
13.	Louise Birch Biede	DEN	14,02
14.	Greta Kerekes	HUN	14,15
15.	Elke Boxhammer	GER	14,16
	Nicole Tobolka	AUT	DNS

Erä 1 Tuuli: +0,4

1.	Nooralotta Neziri	FIN	13,52Q
2.	Helena Tomkova	CZE	13,78Q
3.	Silvia Zuin	ITA	13,82Q
4.	Elodie Jakob	SUI	13,84q
5.	Marloes Duijn	NED	13,97
6.	Louise Birch Biede	DEN	14,02
7.	Elke Boxhammer	GER	14,16
	Nicole Tobolka	AUT	DNS

Erä 2 Tuuli: +0,1

1.	Ekaterina Bleskina	RUS	13,47Q
2.	Eva Vital	POR	13,63Q
3.	Georgia Atkins	GBR	13,78Q
4.	Audilia Da Veiga	FRA	13,95q
5.	Ivana Petkovic	SRB	13,99
6.	Pinar Aday	TUR	13,99
7.	Dorien Van Diest	BEL	14,01
8.	Greta Kerekes	HUN	14,15

G 100 m hurdles Heats

1.	Nooralotta Neziri	FIN	13,58Q
2.	Ekaterina Bleskina	RUS	13,82Q
3.	Eva Vital	POR	13,84Q
4.	Nicole Tobolka	AUT	13,89Q
5.	Helena Tomkova	CZE	13,90Q
6.	Ivana Petkovic	SRB	13,90Q
7.	Elodie Jakob	SUI	13,94Q
8.	Marloes Duijn	NED	13,94q
9.	Georgia Atkins	GBR	14,01Q
10.	Silvia Zuin	ITA	14,11Q
11.	Dorien Van Diest	BEL	14,12Q
12.	Pinar Aday	TUR	14,12q
13.	Audilia Da Veiga	FRA	14,20Q
14.	Greta Kerekes	HUN	14,25q
15.	Louise Birch Biede	DEN	14,31q
16.	Elke Boxhammer	GER	14,34Q
17.	Ilona Palianskaya	BLR	14,37
18.	Rafaela Makri	CYP	14,43
19.	Yuliya Dolzhkova	UKR	14,51
20.	Laura Strajnar	SLO	14,56
21.	Vitalia Nicolova	MDA	14,64
22.	Elena Cerdan	ESP	14,73
23.	Monika Weigertova	SVK	14,76
24.	Ben Artzi Tal	ISR	14,99
25.	Maria Run Gunnlaugsdottir	ISL	15,07
26.	Kaia Soosaar	EST	15,12

Erä 1 Tuuli: -1,2

1.	Ekaterina Bleskina	RUS	13,82Q
2.	Silvia Zuin	ITA	14,11Q
3.	Dorien Van Diest	BEL	14,12Q
4.	Ilona Palianskaya	BLR	14,37

5. Yuliya Dolzhkova	UKR	14,51
6. Laura Strajnar	SLO	14,56
Erä 2	Tuuli: 0,0	
1. Nicole Tobolka	AUT	13,89Q
2. Helena Tomkova	CZE	13,90Q
3. Elodie Jakob	SUI	13,94Q
4. Marloes Duijn	NED	13,94q
5. Pinar Aday	TUR	14,12q
6. Louise Birch Biede	DEN	14,31q
7. Monika Weigertova	SVK	14,76
Erä 3	Tuuli: -0,7	
1. Nooralotta Neziri	FIN	13,58Q
2. Georgia Atkins	GBR	14,01Q
3. Elke Boxhammer	GER	14,34Q
4. Rafaela Makri	CYP	14,43
5. Vitalia Nicolova	MDA	14,64
6. Maria Run Gunnlaugsdottir	ISL	15,07
7. Kaia Soosaar	EST	15,12
Erä 4	Tuuli: -0,8	
1. Eva Vital	POR	13,84Q
2. Ivana Petkovic	SRB	13,90Q
3. Audilia Da Veiga	FRA	14,20Q
4. Greta Kerekes	HUN	14,25q
5. Elena Cerdan	ESP	14,73
6. Ben Artzi Tal	ISR	14,99
G 400 m hurdles	Final	
1. Vera Rudakova	RUS	58,01
2. Christine McMahon	IRL	59,55
3. Bianca Baak	NED	1.00,31
4. Kubra Sesli	TUR	1.00,48
5. Katrijn Boone	BEL	1.01,35
6. Laura Burke	GBR	1.01,65
7. Dorina Patricia Vincze	HUN	1.01,69
8. Katerina Dalaka	GRE	1.02,68
G 400 m hurdles	Heats	
1. Vera Rudakova	RUS	58,26Q
2. Christine McMahon	IRL	59,78Q
3. Laura Burke	GBR	1.00,75Q
4. Bianca Baak	NED	1.00,98q
5. Kubra Sesli	TUR	1.01,00q
6. Lucie Pinault	FRA	1.02,10
7. Katrijn Boone	BEL	1.02,74Q
8. Katerina Dalaka	GRE	1.02,93Q
9. Dorina Patricia Vincze	HUN	1.03,01Q
10. Anna Rosa	POR	1.03,95
11. Anastasiya Lebid	UKR	1.04,00
12. Patricia Stefunkova	SVK	1.05,26
13. Anna Berghii	MDA	1.05,56
Erä 1		
1. Vera Rudakova	RUS	58,26Q
2. Christine McMahon	IRL	59,78Q
3. Laura Burke	GBR	1.00,75Q
4. Bianca Baak	NED	1.00,98q
5. Kubra Sesli	TUR	1.01,00q
6. Lucie Pinault	FRA	1.02,10
7. Anna Rosa	POR	1.03,95
Erä 2		
1. Katrijn Boone	BEL	1.02,74Q
2. Katerina Dalaka	GRE	1.02,93Q
3. Dorina Patricia Vincze	HUN	1.03,01Q



4. Anastasiya Lebid	UKR	1.04,00
5. Patricia Stefunkova	SVK	1.05,26
6. Anna Berghii	MDA	1.05,56

G High jump

Final

1. Alessia Trost	ITA	185
170 175 179 182 185 187		
0 0 0 0 0 XXX		
2. Maria Kuchina	RUS	185
170 175 179 182 185 187		
0 XO 0 XXO XO XXX		
3. Laura Ikauniece	LAT	182
170 175 179 182 185		
0 0 XO XXO XXX		
4. Cathriona Farrell	IRL	179
170 175 179 182		
0 0 XO XXX		
5. Alina Rotaru	ROU	179
170 175 179 182		
0 XO XO XXX		
6. Magdalena Nova	CZE	179
170 175 179 182		
0 0 XXO XXX		
7. Eleriin Haas	EST	175
170 175 179		
XO 0 XXX		
8. Jolien Dirckx	BEL	175
170 175 179		
0 XXO XXX		
9. Patricia Bihari	HUN	170
170 175		
0 XXX		
10. Isobel Pooley	GBR	170
170 175		
XO XXX		
10. Marusa Cernjul	SLO	170
170 175		
XO XXX		
12. Valeryia Bahdanovich	BLR	170
170 175		
XXO XXX		
Airine Palsyte	LTU	DNS

G High jump

Qualification

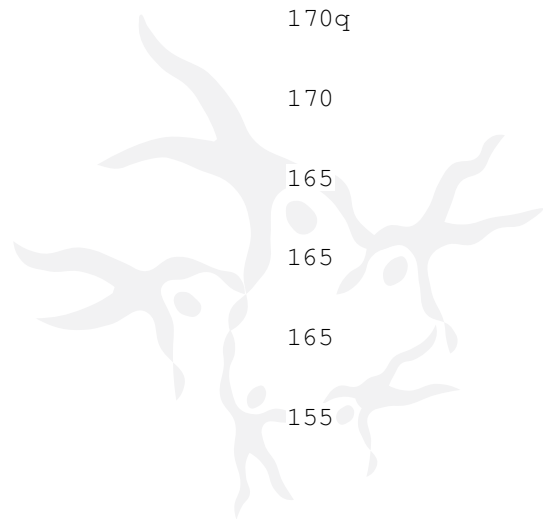
1. Alessia Trost	ITA	174q
1. Airine Palsyte	LTU	174q
1. Maria Kuchina	RUS	174q
4. Alina Rotaru	ROU	174q
5. Magdalena Nova	CZE	174q
6. Isobel Pooley	GBR	174q
7. Laura Ikauniece	LAT	174q
7. Valeryia Bahdanovich	BLR	174q
7. Eleriin Haas	EST	174q
10. Jolien Dirckx	BEL	174q
11. Marusa Cernjul	SLO	170q
11. Cathriona Farrell	IRL	170q
11. Patricia Bihari	HUN	170q
14. Agnieszka Bukowczyk	POL	170
14. Helena Gilja	CRO	170
16. Sarah Lescure	FRA	170
17. Cristina Ferrando	ESP	165
17. Tana Dunajska	SVK	165
19. Maiju Arffman	FIN	165
19. Stefanie Razi	CYP	165
21. Mladena Petrusic	BIH	155
21. Grammati Psarrakou	GRE	155
21. Zorana Bukvic	SRB	155
21. Gudrun Maria Petursdottir	ISL	155
25. Esenqül Gökdemir	TUR	155
Alina Biesenbach	GER	NH

Ryhmä 1

1. Airine Palsyte	LTU	174q
165 170 174		
0 0 0		
1. Maria Kuchina	RUS	174q
155 165 170 174		
0 0 0 0		
3. Alina Rotaru	ROU	174q
165 170 174		
0 XO 0		
4. Laura Ikauniece	LAT	174q
170 174		
XO XXO		
4. Eleriin Haas	EST	174q
155 165 170 174		
0 0 XO XXO		
6. Marusa Cernjul	SLO	170q
155 165 170 174		
0 0 0 XXX		
6. Patricia Bihari	HUN	170q
155 165 170 174		
0 0 0 XXX		
8. Helena Gilja	CRO	170
155 165 170 174		
0 0 XXO XXX		
9. Sarah Lescure	FRA	170
155 165 170 174		
0 XO XXO XXX		
10. Stefanie Razi	CYP	165
155 165 170		
0 XXO XXX		
11. Mladena Petrusic	BIH	155
155 165		
0 XXX		
11. Grammati Psarrakou	GRE	155
155 165		
0 XXX		
13. Esengül Gökdemir	TUR	155
155 165		
XXO XXX		

Ryhmä 2

1. Alessia Trost	ITA	174q
165 170 174		
0 0 0		
2. Magdalena Nova	CZE	174q
165 170 174		
0 0 XO		
3. Isobel Pooley	GBR	174q
170 174		
XO XO		
4. Valeryia Bahdanovich	BLR	174q
165 170 174		
0 XO XXO		
5. Jolien Dirckx	BEL	174q
155 165 170 174		
0 0 XXO XXO		
6. Cathriona Farrell	IRL	170q
165 170 174		
0 0 XXX		
7. Agnieszka Bukowczyk	POL	170
165 170 174		
0 XXO XXX		
8. Cristina Ferrando	ESP	165
155 165 170		
0 0 XXX		
8. Tana Dunajska	SVK	165
165 170		
0 XXX		
10. Maiju Arffman	FIN	165
165 170		
XXO XXX		
11. Zorana Bukvic	SRB	155



155 165		
O XXX		
11. Gudrun Maria Petursdottir	ISL	155
155 165		
O XXX		
Alina Biesenbach	GER	NH
165		
XXX		

G Pole vault

Final

1. Tatiana Stetsyuk	RUS	390
320 340 355 365 375 380 385 390 395 400 405		
- - - O - O - XO - XX- X		
2. Reetta Hämäläinen	FIN	385
320 340 355 365 375 380 385 390 395 400		
- O O XO O - XXO - X XX		
3. Aurelie De Ryck	BEL	380
320 340 355 365 375 380 385		
- O O XXO XO O XXX		
4. Vasiliki Papakotsi	GRE	375
320 340 355 365 375 380 385		
- XO XO O XO X-- XX		
5. Kira Grunberg	AUT	365
320 340 355 365 375		
- - - O XXX		
6. Ganna Shelekh	UKR	365
320 340 355 365 375		
- - - XO XXX		
7. Marijke Valk	NED	365
320 340 355 365 375		
O XO O XO XXX		
7. Felicia Horvath	HUN	365
320 340 355 365 375		
- - XO XO XXX		
9. Regine Kramer	GER	355
320 340 355 365		
- XXO O XXX		
10. Katie Byres	GBR	340
320 340 355		
- O XXX		
11. Marion Fiack	FRA	340
320 340 355		
O XO XXX		
12. Raquel Cosme	ESP	340
320 340 355		
XO XXO XXX		

G Long jump

Final

1. Lena Malkus	GER	6,33 +0,3
X 6,33 X 6,04 X 6,07		
+0,3 +0,5 +0,9		
2. Alina Rotaru	ROU	6,24 +1,0
6,06 6,11 6,07 6,24 X X		
+0,6 +0,9 +1,3 +1,0		
3. Lotta Harala	FIN	6,14 +0,6
5,88 5,93 X 5,84 6,14 4,24		
+0,9 0,0 +0,6 +0,6 +0,3		
4. Laura Ikauniece	LAT	6,12 +1,4
X 6,12 6,00 X X 6,11		
+1,4 +2,2 +3,5		
5. Pinar Aday	TUR	6,04 +1,3
5,88 5,89 5,85 6,04 X X		
+0,3 +2,1 +1,2 +1,3		
6. Georgia Atkins	GBR	6,00 +2,2
5,91 +1,1 X 5,76 6,00 3,64 5,86 5,91		
-0,8 +2,2 +0,2 +1,3 +1,1		
7. Shaina Mags	POR	5,99 +1,1
5,99 5,90 5,84 5,86 X 5,94		
+1,1 +1,5 +1,7 0,0 +2,0		
8. Alexandra Berezhnaya	RUS	5,99 +2,3
5,85 +0,1 5,85 5,74 5,99 X 5,75 2,89		

	+0,1	+0,9	+2,3	+0,8	+1,0		
9.	Kaia Soosaar			EST		5,75	+0,9
		5,64	5,40	5,75			
		+1,7	-0,8	+0,9			
10.	Karene Rebus			FRA		5,66	+1,9
		X	5,66	4,65			
			+1,9	+0,2			
11.	Krystina Aleinikava			BLR		5,47	+1,2
		4,72	5,35	5,47			
		-1,1	+1,8	+1,2			
12.	Dovile Dzindzaletaite			LTU		5,44	+1,4
		X	X	5,44			
				+1.4			

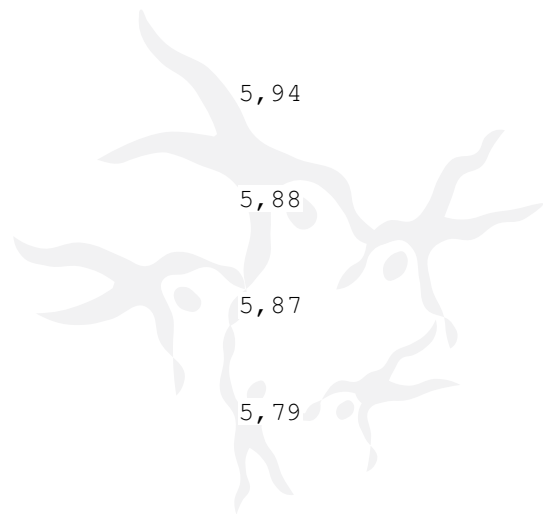
#### G Long jump

#### Qualification

1.	Lena Malkus			GER		6,09	
		0,0Q					
2.	Lotta Harala			FIN		6,05	
		-0,2Q					
3.	Karene Rebus			FRA		6,00	
		-0,1Q					
4.	Alexandra Berezhnaya			RUS		5,94	
		0,0Q					
5.	Krystina Aleinikava			BLR		5,94	
		-0,1Q					
6.	Alina Rotaru			ROU		5,88	
		-0,1q					
7.	Laura Ikauniece			LAT		5,87	
		0,0q					
8.	Pinar Aday			TUR		5,79	
		0,0q					
9.	Georgia Atkins			GBR		5,78	
		-0,8q					
10.	Shaina Mags			POR		5,74	
		-0,6q					
11.	Dovile Dzindzaletaite			LTU		5,73	
		+0,6q					
12.	Kaia Soosaar			EST		5,71	
		+0,1q					
13.	Kristina Gryshutina			UKR		5,67	-0,4
14.	Ana Medic			CRO		5,60	+0,1
15.	Sveinbjorg Zophoniasdottir			ISL		5,57	+0,2
16.	Joanna Mills			IRL		5,57	+0,6
17.	Caecilie Sams			DEN		5,54	0,0
18.	Tamar Baghdasaryan			ARM		5,52	+0,3
19.	Xenia Krizsan			HUN		5,51	0,0
20.	Darina Deglovicova			SVK		5,44	-0,1
21.	Federica Basani			ITA		5,42	0,0
22.	Weronika Gaudyn			POL		5,38	0,0
23.	Olga Radcenco			MDA		5,30	-0,2
24.	Vasiliki Polychronidou			GRE		5,21	+0,8
25.	Stefie Mievis			BEL		5,20	+0,2
26.	Ljiljana Matovic			MNE		5,04	+1,0
	Bojana Vukovic			SRB			NM

#### Ryhmä 1

1.	Karene Rebus			FRA		6,00	
		-0,1Q					
			X	6,00			-
				-0,1			
2.	Krystina Aleinikava			BLR		5,94	
		-0,1Q					
			5,69	5,94			-
			+1,6	-0,1			
3.	Alina Rotaru			ROU		5,88	
		-0,1q					
			5,58	5,82	5,88		
			+1,0	+0,4	-0,1		
4.	Laura Ikauniece			LAT		5,87	
		0,0q					
			5,61	5,87	X		
			-0,5	0,0	0,0		
5.	Pinar Aday			TUR		5,79	



0,0q	5,79	5,67	5,72			
	0,0	0,0	-0,9			
6. Kristina Gryshutina	5,67	5,63	5,45	UKR	5,67	-0,4
	-0,4	0,0	0,0			
7. Sveinbjorg Zophoniasdottir	5,57	5,50	5,26	ISL	5,57	+0,2
	+0,2	0,0	-0,1			
8. Caecilie Sams	5,41	5,50	5,54	DEN	5,54	0,0
	-0,1	+1,0	0,0			
9. Xenia Krizsan	5,51	X	5,43	HUN	5,51	0,0
	0,0		0,0			
10. Federica Basani	5,42	5,37	X	ITA	5,42	0,0
	0,0	-0,1	-0,5			
11. Weronika Gaudyn	X	5,37	5,38	POL	5,38	0,0
		0,0	0,0			
12. Olga Radcenco	5,30	X	5,19	MDA	5,30	-0,2
	-0,2		-0,2			
13. Stefie Mievis	X	5,20	X	BEL	5,20	+0,2
		+0,2	+0,7			
14. Ljiljana Matovic	5,04	4,98	4,97	MNE	5,04	+1,0
	+1,0	-0,1	+0,6			

#### Ryhmä 2

1. Lena Malkus				GER	6,09	
0,0Q	6,09	-	-			
	0,0					
2. Lotta Harala				FIN	6,05	
-0,2Q	6,05	-	-			
	-0,2					
3. Alexandra Berezhnaya				RUS	5,94	
0,0Q	5,81	5,94	-			
	+1,4	0,0				
4. Georgia Atkins				GBR	5,78	
-0,8q	5,64	5,65	5,78			
	+1,4	0,0	-0,8			
5. Shaina Mags				POR	5,74	
-0,6q	X	5,74	X			
		-0,6				
6. Dovile Dzindaletaite				LTU	5,73	
+0,6q	5,51	5,69	5,73			
	0,0	0,0	+0,6			
7. Kaia Soosaar				EST	5,71	
+0,1q	5,71	5,28	5,46			
	+0,1	0,0	0,0			
8. Ana Medic				CRO	5,60	+0,1
	5,39	5,50	5,60			
	0,0	+0,1	+0,1			
9. Joanna Mills				IRL	5,57	+0,6
	X	5,57	X			
		+0,6				
10. Tamar Baghdasaryan				ARM	5,52	+0,3
	X	5,52	5,41			
		+0,3	-0,1			
11. Darina Deglovicova				SVK	5,44	-0,1
	5,44	5,29	5,29			
	-0,1	0,0	0,0			
12. Vasiliki Polychronidou				GRE	5,21	+0,8
	5,21	5,17	X			

+0,8 +0,3  
Bojana Vukovic  
X X X

SRB

NM

G Triple jump

Final

1. Tatiana Cicanci						MDA	13,37	+1,9
12,97	13,26	X	13,37	13,13	12,73			
+0,9	-0,1		+1,9	+2,6	-0,7			
2. Kristiina Mäkelä						FIN	13,14	+0,4
12,73	X	13,14	12,98	12,84	X			
+0,2		+0,4	+0,9	+1,1				
3. Andreea Maria Todoreanu						ROU	13,14	+1,1
X	X	12,84	X	12,78	13,14			
		+2,0		+0,4	+1,1			
4. Ines Ikic						CRO	12,87	+2,1
12,52	+1,7							
12,79	12,52	12,18	12,87	12,40	X			
+2,3	+1,7	+0,9	+2,1	+2,0				
5. Gyöngyi Borsanyi						HUN	12,73	+1,2
12,73	X	12,36	12,51	12,47	12,54			
+1,2		+1,8	+0,8	+0,4	+1,0			
6. Petra Koren						SLO	12,71	+1,9
12,71	12,66	12,41	X	X	X			
+1,9	+1,2	+0,5						
7. Julia Dieckmann						GER	12,58	+1,5
11,79	12,28	12,57	12,50	12,16	12,58			
+0,3	+0,2	+1,1	+2,0	+1,2	+1,5			
8. Megane Beaufour						FRA	12,45	+0,1
12,35	X	12,45	11,75	X	X			
+1,0		+0,1	+0,7					
9. Yana Borodina						RUS	12,36	+1,5
12,36	12,33	11,38						
+1,5	+1,3	-0,6						
10. Gabriela Petrova						BUL	12,29	0,0
X	12,29	X						
	0,0							
11. Sandra Raickovic						SRB	11,93	+2,5
11,93	X	X						
+2,5								
Fatim Affessi						SUI		NM
X	X	X						

G Triple jump

Qualification

1. Andreea Maria Todoreanu						ROU	12,59	
+0,1q								
2. Petra Koren						SLO	12,58	
+0,2q								
3. Yana Borodina						RUS	12,52	
0,0q								
4. Tatiana Cicanci						MDA	12,49	
0,0q								
5. Gyöngyi Borsanyi						HUN	12,42	
+0,3q								
6. Kristiina Mäkelä						FIN	12,41	
-0,4q								
7. Gabriela Petrova						BUL	12,32	
+0,4q								
8. Ines Ikic						CRO	12,29	
-0,5q								
9. Sandra Raickovic						SRB	12,29	
+0,1q								
10. Julia Dieckmann						GER	12,25	
+1,3q								
11. Fatim Affessi						SUI	12,23	
0,0q								
12. Megane Beaufour						FRA	12,15	
-0,1q								
13. Caoimhe King						IRL	12,12	0,0
14. Martina Bellio						ITA	12,11	+0,4
15. Melika Kasumovic						BIH	12,06	-0,3
16. Weronika Gaudyn						POL	12,04	+0,8

17. Santa Matule	LAT	11,99	+0,1
18. Tamar Baghdasaryan	ARM	11,89	+0,3
19. Shaina Mags	POR	11,85	+0,6
20. Natallia Pitsinava	BLR	11,78	-0,1
21. Ganna Aleksandrova	UKR	11,59	+0,2
22. Darina Deglovicova	SVK	11,56	0,0
23. Cansu Eken	TUR	10,85	+0,1
24. Maria Run Gunnlaugsdottir	ISL	10,54	-0,3
Kristel Metsla	EST	NM	-0,1
Dovile Dzindaletaite	LTU	NM	

#### Ryhmä 1

1. Andreea Maria Todoreanu	ROU	12,59	
+0,1Q			
X 12,59			
+0,1			
2. Tatiana Cicanci	MDA	12,49	
0,0q			
12,15 12,42 12,49			
+0,2 0,0 0,0			
3. Gyöngyi Borsanyi	HUN	12,42	
+0,3q			
12,42 12,37 12,23			
+0,3 +0,7 +0,4			
4. Gabriela Petrova	BUL	12,32	
+0,4q			
12,32 X 11,90			
+0,4 -0,3			
5. Ines Ikić	CRO	12,29	
-0,5q			
11,91 12,29 11,92			
+0,5 -0,5 0,0			
6. Caoimhe King	IRL	12,12	0,0
X 12,12 X			
0,0			
7. Melika Kasumovic	BIH	12,06	-0,3
12,06 X 11,86			
-0,3 +0,2			
8. Weronika Gaudyn	POL	12,04	+0,8
12,02 11,85 12,04			
+0,4 +0,6 +0,8			
9. Tamar Baghdasaryan	ARM	11,89	+0,3
11,64 11,89 11,70			
0,0 +0,3 0,0			
10. Shaina Mags	POR	11,85	+0,6
X 11,82 11,85			
+1,1 +0,6			
11. Ganna Aleksandrova	UKR	11,59	+0,2
11,59 11,58 X			
+0,2 -0,2			
12. Darina Deglovicova	SVK	11,56	0,0
X 11,37 11,56			
+0,3 0,0			
Dovile Dzindaletaite	LTU	NM	
X X X			

#### Ryhmä 2

1. Petra Koren	SLO	12,58	
+0,2Q			
12,58			
+0,2			
2. Yana Borodina	RUS	12,52	
0,0Q			
12,03 12,21 12,52			
-0,3 +0,3 0,0			
3. Kristiina Mäkelä	FIN	12,41	
-0,4q			
12,36 12,41 -			
0,0 -0,4			
4. Sandra Raickovic	SRB	12,29	
+0,1q			
X 11,84 12,29			



	+0,6	0,0	+0,1			
5. Julia Dieckmann				GER		12,25
+1,3q	12,10	12,25	X			
	0,0	+1,3	0,0			
6. Fatim Affessi				SUI		12,23
0,0q	12,23	12,13	X			
	0,0	+0,1	0,0			
7. Megane Beaufour				FRA		12,15
-0,1q	X	X	12,15			
	+0,4	-0,2	-0,1			
8. Martina Bellio				ITA		12,11 +0,4
	X	X	12,11			
		-0,3	+0,4			
9. Santa Matule				LAT		11,99 +0,1
	X	11,99	X			
	-0,1	+0,1	+0,1			
10. Natallia Pitsinava				BLR		11,78 -0,1
	11,77	X	11,78			
	0,0	+0,4	-0,1			
11. Cansu Eken				TUR		10,85 +0,1
	10,84	X	10,85			
	+0,1	-0,5	+0,1			
12. Maria Run Gunnlaugsdottir				ISL		10,54 -0,3
	10,12	10,54	10,43			
	-0,2	-0,3	0,0			
Kristel Metsla				EST		NM -0,1
	X	X	X			
		+1,3	-0,1			

#### G Shot put


#### Final

1. Corinne Nugter					NED	14,58
	13,94	14,03	13,91	14,15	14,26	
2. Natalia Troneva					RUS	13,84
	13,08	12,98	13,28	12,88	13,84	
3. Elcin Kaya					TUR	13,71
	13,58	X	13,17	X	13,71	X
4. Katsiaryna Mikhalevich					BLR	13,64
	12,53	X	13,56	13,64	13,60	
5. Luise Weber					GER	13,64
	12,45	12,90	13,23	X	13,64	
6. Laura Gedminaitė					LTU	13,08
	12,78	12,69	13,08	13,03	X	12,59
7. Linda Ozola					LAT	12,97
	11,73	12,97	12,83	12,33	12,35	X
8. Minna-Marjatta Liimatainen					FIN	12,93
	12,43	X	12,87	12,34	12,93	
9. Francesca Stevanato					ITA	12,83
	12,83	12,57	X			
10. Panagiota Liga					GRE	12,71
	12,71	12,04	12,62			
11. Marieta Kutsarova					BUL	12,10
	11,91	X	12,10			
12. Yasmin Spencer					GBR	11,60
	11,60	X	X			

#### G Shot put

#### Qualification

1. Corinne Nugter					NED	13,67Q
	13,67	-	-			
2. Elcin Kaya					TUR	13,54Q
	13,54	-	-			
3. Francesca Stevanato					ITA	13,44Q
	13,23	12,71	13,44			
4. Laura Gedminaitė					LTU	13,34q
	13,25	13,08	13,34			
5. Luise Weber					GER	13,33q
	X	12,07	13,33			
6. Katsiaryna Mikhalevich					BLR	13,29q
	13,13	X	13,29			
7. Panagiota Liga					GRE	12,97q
	12,53	12,97	12,03			



8.	Yasmin Spencer					GBR	12,88q
	12,57	X	12,88				
9.	Marieta Kutsarova					BUL	12,67q
	X	X	12,67				
10.	Natalia Troneva					RUS	12,60q
	12,47	12,59	12,60				
11.	Minna-Marjatta Liimatainen					FIN	12,52q
	12,08	12,52	12,52				
12.	Linda Ozola					LAT	12,37q
	12,34	12,37	11,83				
13.	Chryso Karyou					CYP	12,36
	12,22	12,22	12,36				
14.	Soraia Ruas					POR	12,11
	12,07	12,11	X				
15.	Andreea Huzum vitan					ROU	11,74
	11,24	X	11,74				
16.	Ragne Rae					EST	11,51
	11,51	11,32	10,79				
17.	Sveinbjorg Zophoniasdottir					ISL	11,21
	10,69	11,03	11,21				

G Discus

Final

1.	Viktoriia Klochko					UKR	48,32
	48,32	X	X	X	X	X	
2.	Corinne Nugter					NED	45,54
	42,53	43,35	43,91	44,96	X	45,54	
3.	Kristin Pudenz					GER	44,71
	X	44,71	X	X	43,20	X	
4.	Simona Rupeikaite					LTU	44,06
	42,74	42,63	42,14	42,60	44,06	43,61	
5.	Krisztina Varadi					HUN	43,87
	X	X	43,87	39,55	X	X	
6.	Viktorija Sadova					RUS	43,73
	40,56	43,73	X	42,66	X	41,74	
7.	Kaisa Ilonen					FIN	43,51
	43,51	39,71	41,59	41,98	X	42,19	
8.	Viktoryia Nikitsina					BLR	42,59
	38,92	42,59	X	X	40,33	X	
9.	Elcin Kaya					TUR	42,51
	39,76	40,45	42,51				
10.	Linda Ozola					LAT	36,39
	35,50	33,69	36,39				

G Hammer

Final

1.	Barbara Spiler					SLO	63,57
	62,47	63,57	X	63,18	62,93	X	
2.	Kivilcim Kaya					TUR	60,30
	59,00	60,30	59,63	58,22	X	59,40	
3.	Bianca Monica Lazar Fazecas					ROU	56,97
	X	53,26	54,15	X	56,97	X	
4.	Alena Navahrodskaya					BLR	55,73
	54,20	49,17	53,92	X	55,73	X	
5.	Ganna Skydan					UKR	54,55
	51,55	52,79	X	X	54,55	54,13	
6.	Ellina Anissimova					EST	53,90
	51,49	53,09	50,52	48,79	52,50	53,90	
7.	Petronella Vincze					HUN	53,16
	50,47	53,09	X	53,16	53,06	52,79	
8.	Elina Uustalo					FIN	52,85
	X	51,78	52,85	X	52,12	50,49	
9.	Sanita Karlusa					LAT	51,60
	X	48,46	51,60				
10.	Abbi Carter					GBR	50,91
	48,51	50,91	X				
11.	Agapi Proskynitopouloy					GRE	49,47
	49,47	49,44	47,58				
12.	Laia Bernuz					ESP	38,17
	X	38,17	X				

G Hammer

Qualification

1.	Barbara Spiler					SLO	59,40Q
	59,40	-	-				

2.	Kivilcim Kaya					TUR	57,97Q
	57,97	-	-				
3.	Bianca Monica Lazar Fazecas					ROU	56,17Q
	X 56,17		-				
4.	Elina Uustalo					FIN	54,96Q
	54,96	-	-				
5.	Sanita Karlusa					LAT	53,06Q
	53,06	-	-				
6.	Ganna Skydan					UKR	52,93q
	52,93	X	X				
7.	Ellina Anissimova					EST	52,55q
	50,64	52,55	50,00				
8.	Alena Navahrodskaya					BLR	52,49q
	52,49	52,21	48,09				
9.	Petronella Vincze					HUN	51,74q
	49,06	51,74	51,72				
10.	Laia Bernuz					ESP	51,24q
	X 51,24		X				
11.	Abbi Carter					GBR	50,73q
	50,46	X	50,73				
12.	Agapi Proskynitopouloy					GRE	50,20q
	47,70	49,12	50,20				
13.	Noemie Combettes					FRA	50,19
	43,80	50,19	X				
14.	Ana Henriques					POR	48,74
	46,15	48,74	X				
15.	Eva Reinders					NED	48,48
	43,42	48,48	X				
16.	Vendula Kolarova					CZE	44,89
	X	X	44,89				
17.	Sara Savatovic					SRB	42,25
	X 42,25		X				

#### G Javelin

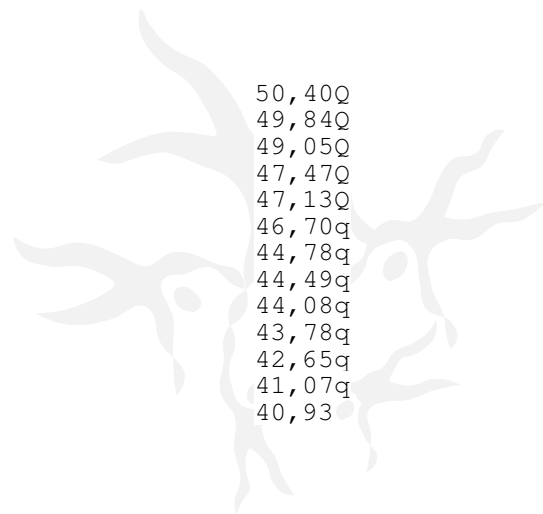
#### Final

1.	Liina Laasma					EST	53,66
	47,16	51,79	53,66	X	-	-	
2.	Marija Vucenovic					SRB	51,46
	51,46	X	X	49,29	49,79	X	
3.	Nathalie Meier					SUI	47,20
	46,36	42,57	46,34	47,20	46,86	X	
4.	Marta Kakol					POL	46,68
	44,74	X	44,59	46,68	44,42	X	
5.	Kateryna Derun					UKR	46,52
	43,69	42,52	44,82	X	44,57	46,52	
6.	Alexandra Gruber					GER	45,99
	38,65	44,23	X	X	41,18	45,99	
7.	Irena Sediva					CZE	45,70
	43,11	X	X	45,70	43,95	41,71	
8.	Jenni Kangas					FIN	44,95
	43,67	42,81	43,12	44,95	44,61	X	
9.	Carmen Sanchez					ESP	42,70
	42,70	X	X				
10.	Veronika Lasova					SVK	35,28
	X 35,28		X				
	Anouk Vetter					NED	DNS
	Christina Katsoula					GRE	DNS

#### G Javelin

#### Qualification

1.	Liina Laasma	EST	50,40Q
2.	Nathalie Meier	SUI	49,84Q
3.	Kateryna Derun	UKR	49,05Q
4.	Marija Vucenovic	SRB	47,47Q
5.	Marta Kakol	POL	47,13Q
6.	Irena Sediva	CZE	46,70q
7.	Anouk Vetter	NED	44,78q
8.	Carmen Sanchez	ESP	44,49q
9.	Alexandra Gruber	GER	44,08q
10.	Jenni Kangas	FIN	43,78q
11.	Veronika Lasova	SVK	42,65q
12.	Christina Katsoula	GRE	41,07q
13.	Giedre Kupstyte	LTU	40,93



14. Xenia Krizsan	HUN	40,91
15. Noemie Pleimling	LUX	40,75
16. Danielle Anderson	GBR	38,25
17. Ragneta Gurbanova	AZE	37,31
18. Aleksandra Vidovic	BIH	37,11
19. Kseniya Dzianisava	BLR	36,73

#### Ryhmä 1

1. Liina Laasma	EST	50,40Q
50,40	-	-
2. Nathalie Meier	SUI	49,84Q
49,84	-	-
3. Marija Vucenovic	SRB	47,47Q
47,47	-	-
4. Marta Kakol	POL	47,13Q
42,58	47,13	-
5. Carmen Sanchez	ESP	44,49q
41,08	42,85	44,49
6. Alexandra Gruber	GER	44,08q
41,19	43,69	44,08
7. Giedre Kupstyte	LTU	40,93
38,50	40,93	40,01
8. Noemie Pleimling	LUX	40,75
40,75	X	38,73
9. Danielle Anderson	GBR	38,25
38,25	38,08	37,09
10. Kseniya Dzianisava	BLR	36,73
32,20	X	36,73

#### Ryhmä 2

1. Kateryna Derun	UKR	49,05Q
49,05	-	-
2. Irena Sediva	CZE	46,70q
46,70	43,88	X
3. Anouk Vetter	NED	44,78q
44,78	X	X
4. Jenni Kangas	FIN	43,78q
X	42,60	43,78
5. Veronika Lasova	SVK	42,65q
42,65	X	40,47
6. Christina Katsoula	GRE	41,07q
41,07	39,31	X
7. Xenia Krizsan	HUN	40,91
40,91	38,79	40,47
8. Ragneta Gurbanova	AZE	37,31
35,58	37,31	X
9. Aleksandra Vidovic	BIH	37,11
37,11	36,46	34,07

#### G 4 x 100 m relay

#### Final

1. Switzerland	46,30
Silja Muhlebach	
Mujinga Kambundji	
Nora Frey	
Cornelia Halbheer	
2. Hungary	46,38
Anastazia Nguyen	
Kriszta Komisar	
Greta Kerekes	
Lilla Lorand	
3. Ireland	46,56
Christine McMahon	
Joanna Mills	
Caoimhe King	
Joan Healy	
4. Belgium	46,87
Camille Laus	
Katrijn Boone	

	Ella De Maitre Imke Vervaet	
5.	Germany Elke Boxhammer Tatjana Pinto Alina Biesenbach Lena Malkus	47,29
6.	Great Britain Georgia Atkins Lucy James Laura Burke Jennifer Batten	47,50
7.	Italy Federica Basani Silvia Zuin Anna Bongiorno Yessica Stortini Perez	47,98
	The Netherlands Anouk Vetter Naomi Klomp Eva Lubbers Berthe Makizodila	DNF


G 4 x 100 m relay

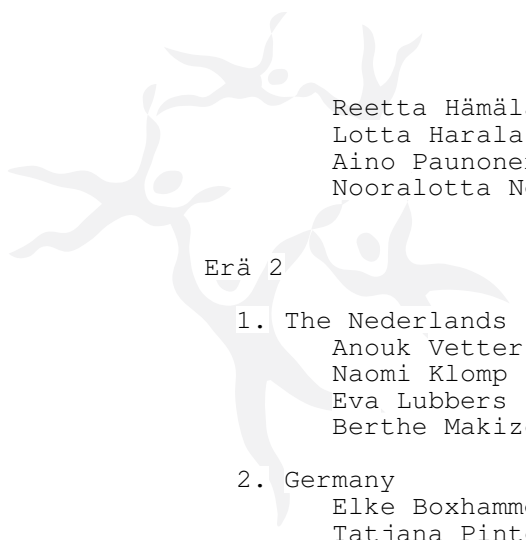
Heats

1.	Switzerland	46,00Q
2.	Ireland	46,36q
3.	Hungary	46,39q
4.	The Netherlands	46,42Q
5.	Germany	46,52q
6.	Belgium	46,93q
7.	Great Britain	47,12q
8.	Italy	47,44Q
9.	Lithuania	47,47
10.	Belarus	47,52
11.	Russia	47,55
12.	Portugal	47,78
13.	France	48,06
14.	Turkey	48,86
15.	Greece	48,98
	Finland	DQ
	Azerbaijan	DQ

Erä 1

1.	Switzerland Silja Muhlebach Mujinga Kambundji Nora Frey Cornelia Halbheer	46,00Q
2.	Ireland Christine McMahon Joanna Mills Caoimhe King Joan Healy	46,36q
3.	Hungary Anastazia Nguyen Kriszta Komisar Greta Kerekes Lilla Lorand	46,39q
4.	Belgium Camille Laus Katrijn Boone Ella De Maitre Imke Vervaet	46,93q
	Finland	DQ





Reetta Hämäläinen  
Lotta Harala  
Aino Paunonen  
Nooralotta Neziri

Erä 2

1. The Netherlands 46,42Q  
Anouk Vetter  
Naomi Klomp  
Eva Lubbers  
Berthe Makizodila
  2. Germany 46,52q  
Elke Boxhammer  
Tatjana Pinto  
Alina Biesenbach  
Lena Malkus
  3. Great Britain 47,12q  
Georgia Atkins  
Lucy James  
Laura Burke  
Jennifer Batten
  4. Lithuania 47,47  
Egle Andrijauskaite  
Airine Palsyte  
Andzelika Bobrova  
Zivile Brokoriute
  5. Russia 47,55  
Valeriya Shamova  
Ekaterina Bleskina  
Alexandra Berezhnaya  
Anna Lapina
- Azerbaitzan DQ  
Aysel Valiyeva  
Alyona Setina  
Sabina Magammadova  
Lidiya Buglak

Erä 3

1. Italy 47,44Q  
Federica Basani  
Silvia Zuin  
Anna Bongiorni  
Yessica Stortini Perez
2. Belarus 47,52  
Viktooryla Kastsevich  
Yuliya Yurenia  
Darya Starykava  
Ilona Palianskaya
3. Portugal 47,78  
Catia Jacinto  
Eva Vital  
Filipa Martins  
Sara Esteves
4. France 48,06  
Lucile Bertho  
Agnes Raharolahy  
Lucie Pinault  
Audilia Da Veiga
5. Turkey 48,86  
Esengül Gökdemir  
Cemre Ünal  
Pinar Aday



# BASKETBALL



## BASKETBALL

## GIRLS

<b>Monday 20.7</b>	<b>RESULT</b>	<b>HALF TIME</b>	<b>GROUP</b>
Spain – Turkey	60 - 56	(33 - 29)	A
Belgium – Poland	81 - 44	(31 - 22)	A
France - Finland	69 - 52	(45 - 28)	B
Sweden – Hungary	58 - 55	(23 - 34)	B

<b>Tuesday 21.7</b>			
Turkey - Belgium	70-61	(31-23)	A
Poland - Spain	29-112	(8-62)	A
Finland – Sweden	56-60	(14-32)	B
Hungary – France	42-74	(21-34)	B

<b>Wednesday 22.7</b>			
Spain – Belgium	39-64	(20-29)	A
Poland – Turkey	50-66	(26-30)	A
Hungary – Finland	78-65	(38-29)	B
France – Sweden	61-33	(35-14)	B

<b>Thursday 23.7</b>			
Spain – Finland	72-47	(45-22)	A3-B4
Hungary – Poland	70-61	(43-21)	B3-A4
Belgium – Sweden	75-58	(33-25)	A1-B2
France – Turkey	46-45	(24-26)	B1-A2

<b>Friday 24.7</b>			<b>PLACE</b>
Finland – Poland	69-61	(41-35)	7. - 8.
Spain – Hungary	80-45	(32-20)	5. - 6.
Sweden – Turkey	42-72	(26-39)	Bronze
Belgium – France	68-77	(35-47)	Final

### Final results

1. France
2. Belgium
3. Turkey
4. Sweden
5. Spain
6. Hungary
7. Finland
8. Poland



# BASKETBALL

# BOYS

<b>Monday 20.7</b>	<b>RESULT</b>	<b>HALF TIME</b>	<b>GROUP</b>
Russia – Czech Republic	94 - 63	(50 - 33)	A
Serbia – France	77 - 61	(38 - 28)	A
Turkey – Croatia	74 - 68	(37 - 31)	B
Lithuania - Finland	77 - 41	(38 - 20)	B

<b>Tuesday 21.7</b>			
Czech Republic – Serbia	65-95	(33-42)	A
France - Russia	64-83	(39-43)	A
Croatia – Lithuania	81-88	(55-54)	B
Finland – Turkey	64-76	(31-33)	B

<b>Wednesday 22.7</b>			
Russia - Serbia	77-75	(45-35)	A
France – Czech Republic	72-48	(37-25)	A
Lithuania – Turkey	77-72	(38-33)	B
Croatia – Finland	81-40	(32-6)	B

<b>Thursday 23.7</b>			
France – Finland	111-65	(50-33)	A3-B4
Croatia – Czech Republic	103-70	(48-31)	B3-A4
Russia – Turkey	73-68	(39-36)	A1-B2
Lithuania - Serbia	91-86	(40-38)	B1-A2

<b>Friday 24.7</b>			<b>PLACE</b>
Finland – Czech Republic	73-66	(32-30)	7. - 8.
France – Croatia	69-65	(47-30)	5. - 6.
Turkey - Serbia	83-69	(45-27)	Bronze
Russia – Lithuania	66-80	(29-34)	Final

### Final results

1. Lithuania
2. Russia
3. Turkey
4. Serbia
5. France
6. Croatia
7. Finland
8. Czech Republic

---



---



---




---



---



---



## A-FINAL

Rank	Bib	UCI Code	Last name	First name	Time
1	47	GBR19930131	Joshua	Papworth	0:47:34,0
2	46	GBR19940212	Jonathan	Dibben	"
3	29	CZE19930512	Ondrej	Rybin	"
4	62	ITA19930729	Nicolas	Marini	"
5	43	FRA19930630	Pierre Henri	Lecuisinier	"
6	33	DEN19930215	Thomas	Schmidt	"
7	83	RUS19930315	Vadim	Zhuravlev	"
8	49	GER19930107	Felix	Donath	"
9	18	BLR19940216	Nikolai	Shumov	"
10	61	ITA19930330	Valerio	Conti	"
11	86	SLO19931213	Doron	Hekic	"
12	50	GER19940506	Silvio	Herklotz	"
13	100	SVK19930203	Jakub	Buco	"
14	15	BIH19930123	Hidajet	Subasic	"
15	95	SUI19930801	Lars	Forster	"
16	5	AUT19940121	Tobias	Derler	"
17	37	EST19930509	Timmo	Jeret	"
18	48	GBR19930111	Oliver	Rossi	"
19	17	BLR19930117	Ihar	Kaminski	"
20	64	LAT19930810	Andis	Lapins	"
21	96	SUI19930903	Fabian	Lienhard	"
22	85	SLO19940312	Patrik	Gabrovsek	"
23	11	BEL19930701	Rob	Leemans	"
24	94	SUI19930928	Silvan	Dieterich	"
25	6	AUT19930617	Michael	Taferner	"
26	39	EST19940811	Oskar	Nisu	"
27	28	CZE19930403	Denis	Rugovac	"
28	70	LUX19930423	Max	Losch	"
29	106	UKR19930623	Volodymyr	Djus	"
30	75	POL19930224	Adam	Majorek	"
31	41	FIN19930312	Aku	Silvenius	"
32	38	EST19930321	Karl	Juudas	"
33	104	TUR19931016	Ugur	Tiras	"
34	69	LTU19930907	Paulius	Siskevicius	"
35	105	TUR19930105	Emre	Ucar	"
36	74	POL19930822	Eryk	Laton	"
37	87	SLO19930209	Marko	Pavlic	"
38	45	FRA19930205	Guillaume	Sanchez	"
39	67	LTU19930606	Jevgenij	Porov	0:48:16,0
40	36	ESP19930406	Gabriel	Reguero	"
41	44	FRA19930505	Geoffrey	Millour	"
42	51	GER19930129	Ruben	Zepuntke	0:48:22,0
43	3	ARM19930813	Mher	Mkrtchyan	"
44	42	FIN19930128	Olli	Teivaala	- 1 lap
45	91	SRB19930413	Lazar	Jovanovic	- 1 lap
46	20	BUL19930512	Nikolai	Ivanov	- 1 lap
47	78	POR19931023	Luis	Sousa	- 1 lap
48	27	CYP19930222	Eirinaios	Koutsiou	- 1 lap
49	4	AUT19930324	Daniel	Biedermann	- 1 lap
50	40	FIN19930209	Roope	Nurmi	- 1 lap
	82	RUS19931007	Maksim	Bartenev	DNF
	10	BEL19930414	Martijn	Degreve	DNF
	12	BEL19930603	Boris	Vallee	DNF
	32	DEN19931214	Alexander	Kamp Egested	DNF

**B-FINAL**

1	4	AUT19930324	Daniel	Biedermann	0:49:05,0
2	91	SRB19930413	Lazar	Jovanovic	"
3	82	RUS19931007	Maksim	Bartenev	"
4	31	DEN19930209	Frederik Thalund	Jensen	"
5	98	SWE19940225	Ludvig	Halleröd	"
6	108	UKR19930303	Illya	Ponomarenko	0:49:21,0
7	107	UKR19930409	Vitaliy	Tishyn	0:49:23,0
8	55	IRL19940108	Robert	Anderson	0:49:25,0
9	56	IRL19940807	Ryan	Mullen	0:49:32,0
10	103	TUR19930312	Ahmet	Orken	0:49:54,0
11	65	LAT19940729	Gatis	Pundurs	"
12	97	SWE19930320	Emil	Andersson	"
13	34	ESP19930727	Aitor	Jimenez	"
14	53	GRE19940120	Dimitrios	Koutsonikolis	"
15	66	LAT19941018	Pauls	Zvirbulis	"
16	102	SVK19940210	Lubos	Malovec	"
17	80	ROU19931231	Adrian	Anghel	"
18	25	CYP19940325	Giannis	Charalambous	"
19	68	LTU19940906	Mantas	Petrusevicius	"
20	101	SVK19931129	Robert	Malik	"
21	60	ISR19930520	Roy	Goldstien	"
22	90	SMR19930301	Andrea	Biagini	"
23	71	LUX19930424	Pierre	Lux	"
24	59	ISR19930722	Ben	Einhorn	"
25	57	IRL19930323	Javan	Nulty	"
26	24	CRO19930504	Stipe	Filipi	"
27	26	CYP19930109	Leontios	Katsouris	"
28	19	BUL19930801	Boris	Dobrev	"
29	35	ESP19930124	Jose Antonio	Ramirez	"
30	93	SRB19930826	Aleksa	Velickovic	"
31	72	LUX19930827	Tom	Schwarmes	"
32	21	BUL19930209	Nikolai	Panaiotov	"
33	92	SRB19930519	Uros	Jovanovic	0:50:30,0
34	16	BLR19930628	Aleh	Ahiyevich	-1 lap
35	81	ROU19931230	Valentin	Plesea	-1 lap
36	9	AZE19930524	Elmar	Ismayilov	-1 lap
	1	ALB19940120	Olsjan	Velia	DNS
	30	CZE19930630	Tomas	Zechmeister	DNS
	73	POL19930209	Igor	Krymski	DNS
	84	RUS19930202	Evgeniy	Zverkov	DNS
	54	GRE19930520	Ioannis	Spanopoulos	DNF
	76	POR19930126	Jose	Goncalves	DNF
	77	POR19930910	Joao	Pinto	DNF
	63	ITA19931211	Simone	Sterbini	DNF

Björn Palm, President Commissaire

Markku Nieminen, Finish Commissaire

Rank	Bib	UCI Code	Last Name, First Name	Nat	Time
1	32	DEN19931214	Kamp Egested Alexander	DEN	1:41:46
2	43	FRA19930630	Lecuisinier Pierre Henri	FRA	1:42:25
3	28	CZE19930403	Rugovac Denis	CZE	1:42:28
4	108	UKR19930303	Ponomarenko Iliya	UKR	1:42:35
5	45	FRA19930205	Sanchez Guillaume	FRA	1:42:58
6	78	POR19931023	Sousa Luis	POR	"
7	47	GBR19930131	Papworth Joshua	GBR	"
8	44	FRA19930505	Millour Geoffrey	FRA	"
9	62	ITA19930729	Marini Nicolas	ITA	"
10	95	SUI19930801	Forster Lars	SUI	"
11	73	POL19930209	Krymski Igor	POL	"
12	12	BEL19930603	Vallee Boris	BEL	"
13	77	POR19930910	Pinto Joao	POR	"
14	96	SUI19930903	Lienhard Fabian	SUI	"
15	18	BLR19940216	Shumov Nikolai	BLR	"
16	40	FIN19930209	Nurmi Roope	FIN	"
17	41	FIN19930312	Silvenius Aku	FIN	"
18	84	RUS19930202	Zverkov Evgeniy	RUS	"
19	42	FIN19930128	Teivaala Olli	FIN	"
20	30	CZE19930630	Zechmeister Tomas	CZE	"
21	68	LTU19940906	Petrusevicius Mantas	LTU	"
22	86	SLO19931213	Hekic Doron	SLO	"
23	51	GER19930129	Zepuntke Ruben	GER	"
24	75	POL19930224	Majorek Adam	POL	"
25	74	POL19930822	Laton Eryk	POL	"
26	46	GBR19940212	Dibben Jonathan	GBR	"
27	37	EST19930509	Jeret Timmo	EST	"
28	11	BEL19930701	Leemans Rob	BEL	"
29	5	AUT19940121	Derler Tobias	AUT	"
30	85	SLO19940312	Gabrovsek Patrik	SLO	"
31	38	EST19930321	Juudas Karl	EST	"
32	36	ESP19930406	Reguero Gabriel	ESP	"
33	65	LAT19940729	Pundurs Gatis	LAT	"
34	87	SLO19930209	Pavlic Marko	SLO	"
35	93	SRB19930826	Velickovic Aleksa	SRB	"
36	31	DEN19930209	Jensen Frederik Thalund	DEN	"
37	48	GBR19930111	Rossi Oliver	GBR	"
38	102	SVK19940210	Malovec Lubos	SVK	"
39	29	CZE19930512	Rybin Ondrej	CZE	"
40	3	ARM19930813	Mkrtchyan Mher	ARM	"
41	2	ARM19941009	Darbinyan Varsham	ARM	"
42	49	GER19930107	Donath Felix	GER	"
43	98	SWE19940225	Halleröd Ludvig	SWE	"
44	106	UKR19930623	Djus Volodymyr	UKR	"
45	63	ITA19931211	Serbini Simone	ITA	"
46	61	ITA19930330	Conti Valerio	ITA	"
47	69	LTU19930907	Siskevicius Paulius	LTU	"
48	94	SUI19930928	Dieterich Silvan	SUI	1:44:31
49	6	AUT19930617	Taferner Michael	AUT	1:44:34
50	56	IRL19940807	Mullen Ryan	IRL	1:44:50
51	82	RUS19931007	Bartenev Maksim	RUS	1:45:05
52	4	AUT19930324	Biedermann Daniel	AUT	1:45:28
53	39	EST19940811	Nisu Oskar	EST	"
54	66	LAT19941018	Zvirbulis Pauls	LAT	"
55	100	SVK19930203	Buco Jakub	SVK	"

56	59	ISR19930722	Einhorn Ben	ISR	1:47:12
57	105	TUR19930105	Ucar Emre	TUR	1:47:54
58	15	BIH19930123	Subasic Hidajet	BIH	1:48:33
59	72	LUX19930827	Schwarmes Tom	LUX	1:49:04
60	107	UKR19930409	Tishyn Vitaliy	UKR	1:49:33
61	34	ESP19930727	Jimenez Aitor	ESP	"
62	17	BLR19930117	Kaminski Ihar	BLR	"
63	71	LUX19930424	Lux Pierre	LUX	1:49:38
64	70	LUX19930423	Losch Max	LUX	1:49:41
65	1	ALB19940120	Velia Olsjan	ALB	-1 lap
66	97	SWE19930320	Andersson Emil	SWE	-1 lap
67	16	BLR19930628	Ahiyevich Aleh	BLR	-1 lap
68	10	BEL19930414	Degreve Martijn	BEL	-1 lap
69	19	BUL19930801	Dobrev Boris	BUL	-1 lap
70	101	SVK19931129	Malik Robert	SVK	-1 lap
71	99	SWE19930426	Tholin Edvin	SWE	-1 lap
72	81	ROU19931230	Pleseva Valentin	ROU	-1 lap
73	67	LTU19930606	Porov Jevgenij	LTU	-1 lap
74	26	CYP19930109	Katsouris Leontios	CYP	-1 lap
75	20	BUL19930512	Ivanov Nikolay	BUL	-1 lap
76	104	TUR19931016	Tiras Ugur	TUR	-1 lap
77	50	GER19940506	Herklotz Silvio	GER	-1 lap
78	76	POR19930126	Goncalves Jose	POR	-1 lap
79	35	ESP19930124	Ramirez Jose Antonio	ESP	-1 lap
80	53	GRE19940120	Koutsonikolis Dimitrios	GRE	-1 lap
81	83	RUS19930315	Zhuravlev Vadim	RUS	-1 lap
82	27	CYP19930222	Koutsiou Eirinaios	CYP	-1 lap
83	21	BUL19930209	Panaiotov Nikolai	BUL	-1 lap
84	25	CYP19940325	Charalambous Giannis	CYP	-1 lap
85	80	ROU19931231	Anghel Adrian	ROU	-1 lap
86	92	SRB19930519	Jovanovic Uros	SRB	-1 lap
87	54	GRE19930520	Spanopoulos Ioannis	GRE	-1 lap
88	103	TUR19930312	Orken Ahmet	TUR	-1 lap
89	9	AZE19930524	Ismayilov Elmar	AZE	-1 lap
90	57	IRL19930323	Nulty Javan	IRL	-1 lap
91	8	AZE19930822	Hasanov Seymour	AZE	-1 lap
92	91	SRB19930413	Jovanovic Lazar	SRB	DNF
93	24	CRO19930504	Filipi Stipe	CRO	DNF
94	14	BIH19931120	Salamic Bosko	BIH	DNF
95	55	IRL19940108	Anderson Robert	IRL	DNF
96	64	LAT19930810	Lapins Andis	LAT	DNF
97	33	DEN19930215	Schmidt Thomas	DEN	DNF
98	60	ISR19930520	Goldstien Roy	ISR	DNF
99	90	SMR19930301	Biagini Andrea	SMR	DNF
100	52	GRE19940201	Katsouras Panagiotis	GRE	DNS

**WARNING !**

3 ; 34 ; 60 ; 90 : crossing finishing line twice  
69 : service in wrong place  
4 : unsportsmanlike behaviour

Björn Palm, President Commissaire

Markku Nieminen, Finish Commissaire




Rank	Bib	UCI Code	Last name, First name	Nat	Time	Gap
1	96	SUI19930903	Lienhard Fabian	SUI	09:53,26	0
2	46	GBR19940212	Dibben Jonathan	GBR	09:56,11	00:02,85
3	43	FRA19930630	Lecuisinier Pierre Henri	FRA	09:56,74	00:03,48
4	37	EST19930509	Jeret Timmo	EST	09:57,65	00:04,39
5	51	GER19930129	Zepuntke Ruben	GER	09:59,62	00:06,36
6	49	GER19930107	Donath Felix	GER	10:02,74	00:09,48
7	61	ITA19930330	Conti Valerio	ITA	10:04,33	00:11,07
8	32	DEN19931214	Kamp Egested Alexander	DEN	10:05,90	00:12,64
9	69	LTU19930907	Siskevicius Paulius	LTU	10:06,87	00:13,61
10	103	TUR19930312	Orken Ahmet	TUR	10:07,00	00:13,74
11	95	SUI19930801	Forster Lars	SUI	10:07,32	00:14,06
12	47	GBR19930131	Papworth Joshua	GBR	10:08,82	00:15,56
13	50	GER19940506	Herklotz Silvio	GER	10:09,30	00:16,04
14	12	BEL19930603	Vallee Boris	BEL	10:09,39	00:16,13
15	39	EST19940811	Nisu Oskar	EST	10:11,31	00:18,05
16	98	SWE19940225	Haller Ludvig	SWE	10:12,38	00:19,12
17	108	UKR19930303	Ponomarenko Illya	UKR	10:12,39	00:19,13
18	62	ITA19930729	Marini Nicolas	ITA	10:14,49	00:21,23
19	106	UKR19930623	Djus Volodymyr	UKR	10:17,32	00:24,06
20	44	FRA19930505	Millour Geoffrey	FRA	10:18,03	00:24,77
21	18	BLR19940216	Shumov Nikolai	BLR	10:19,12	00:25,86
22	56	IRL19940807	Mullen Ryan	IRL	10:19,65	00:26,39
23	48	GBR19930111	Rossi Oliver	GBR	10:21,12	00:27,86
24	94	SUI19930928	Dieterich Silvan	SUI	10:21,45	00:28,19
25	6	AUT19930617	Taferner Michael	AUT	10:21,69	00:28,43
25	82	RUS19931007	Bartenev Maksim	RUS	10:21,69	00:28,43
27	84	RUS19930202	Zverkov Evgeniy	RUS	10:22,75	00:29,49
28	86	SLO19931213	Hekic Doron	SLO	10:22,87	00:29,61
29	10	BEL19930414	Degreve Martijn	BEL	10:23,98	00:30,72
30	11	BEL19930701	Leemans Rob	BEL	10:24,39	00:31,13
31	99	SWE19930426	Tholin Edvin	SWE	10:24,43	00:31,17
32	29	CZE19930512	Rybin Ondrej	CZE	10:24,44	00:31,18
33	31	DEN19930209	Jensen Frederik Thalund	DEN	10:24,73	00:31,47
34	63	ITA19931211	Sterbini Simone	ITA	10:27,33	00:34,07
35	28	CZE19930403	Rugovac Denis	CZE	10:27,34	00:34,08
36	4	AUT19930324	Biedermann Daniel	AUT	10:29,06	00:35,80
37	54	GRE19930520	Spanopoulos Ioannis	GRE	10:30,58	00:37,32
38	3	ARM19930813	Mkrtchyan Mher	ARM	10:30,81	00:37,55
39	78	POR19931023	Sousa Luis	POR	10:31,23	00:37,97
40	97	SWE19930320	Andersson Emil	SWE	10:31,60	00:38,34
41	74	POL19930822	Laton Eryk	POL	10:31,68	00:38,42
42	36	ESP19930406	Reguero Gabriel	ESP	10:32,58	00:39,32
43	77	POR19930910	Pinto Joao	POR	10:35,13	00:41,87
44	73	POL19930209	Krymski Igor	POL	10:35,39	00:42,13
45	100	SVK19930203	Buco Jakub	SVK	10:35,58	00:42,32
46	75	POL19930224	Majorek Adam	POL	10:36,26	00:43,00
47	93	SRB19930826	Velickovic Aleksa	SRB	10:36,61	00:43,35
48	83	RUS19930315	Zhuravlev Vadim	RUS	10:36,79	00:43,53
49	17	BLR19930117	Kaminski Ihar	BLR	10:36,97	00:43,71
50	70	LUX19930423	Losch Max	LUX	10:37,62	00:44,36
51	20	BUL19930512	Ivanov Nikolay	BUL	10:38,40	00:45,14
52	16	BLR19930628	Ahiyevich Aleh	BLR	10:38,57	00:45,31
53	45	FRA19930205	Sanchez Guillaume	FRA	10:39,10	00:45,84
54	30	CZE19930630	Zechmeister Tomas	CZE	10:41,30	00:48,04

55	33	DEN19930215	Schmidt Thomas	DEN	10:41,98	00:48,72
56	102	SVK19940210	Malovec Lubos	SVK	10:42,12	00:48,86
57	19	BUL19930801	Dobrev Boris	BUL	10:42,16	00:48,90
58	66	LAT19941018	Zvirbulis Pauls	LAT	10:42,44	00:49,18
59	65	LAT19940729	Pundurs Gatis	LAT	10:42,84	00:49,58
60	41	FIN19930312	Silvenius Aku	FIN	10:43,60	00:50,34
61	71	LUX19930424	Lux Pierre	LUX	10:43,76	00:50,50
62	107	UKR19930409	Tishyn Vitaliy	UKR	10:44,12	00:50,86
63	5	AUT19940121	Derler Tobias	AUT	10:45,77	00:52,51
64	68	LTU19940906	Petrusevicius Mantas	LTU	10:46,39	00:53,13
65	21	BUL19930209	Panaiotov Nikolai	BUL	10:46,95	00:53,69
66	55	IRL19940108	Anderson Robert	IRL	10:47,22	00:53,96
67	35	ESP19930124	Ramirez Jose Antonio	ESP	10:48,12	00:54,86
68	59	ISR19930722	Einhorn Ben	ISR	10:49,45	00:56,19
69	64	LAT19930810	Lapins Andis	LAT	10:50,60	00:57,34
70	87	SLO19930209	Pavlic Marko	SLO	10:50,92	00:57,66
71	91	SRB19930413	Jovanovic Lazar	SRB	10:51,80	00:58,54
72	105	TUR19930105	Ucar Emre	TUR	10:52,26	00:59,00
73	85	SLO19940312	Gabrovsek Patrik	SLO	10:52,29	00:59,03
74	57	IRL19930323	Nulty Javan	IRL	10:53,61	01:00,35
75	92	SRB19930519	Jovanovic Uros	SRB	10:55,08	01:01,82
76	24	CRO19930504	Filipi Stipe	CRO	10:56,05	01:02,79
77	76	POR19930126	Goncalves Jose	POR	11:00,02	01:06,76
78	101	SVK19931129	Malik Robert	SVK	11:00,22	01:06,96
79	52	GRE19940201	Katsouras Panagiotis	GRE	11:01,87	01:08,61
80	15	BIH19930123	Subasic Hidajet	BIH	11:02,05	01:08,79
81	25	CYP19940325	Charalambous Giannis	CYP	11:03,21	01:09,95
82	2	ARM19941009	Darbinyan Varsham	ARM	11:04,21	01:10,95
83	80	ROU19931231	Anghel Adrian	ROU	11:05,85	01:12,59
84	38	EST19930321	Juudas Karl	EST	11:06,48	01:13,22
85	40	FIN19930209	Nurmi Roope	FIN	11:06,85	01:13,59
86	72	LUX19930827	Schwarmes Tom	LUX	11:08,28	01:15,02
87	42	FIN19930128	Teivaala Olli	FIN	11:08,93	01:15,67
88	104	TUR19931016	Tiras Ugur	TUR	11:08,95	01:15,69
89	53	GRE19940120	Koutsonikolis Dimitrios	GRE	11:09,80	01:16,54
90	81	ROU19931230	Pleseva Valentin	ROU	11:11,16	01:17,90
91	34	ESP19930727	Jimenez Aitor	ESP	11:11,98	01:18,72
92	27	CYP19930222	Koutsiou Eirinaios	CYP	11:14,10	01:20,84
93	90	SMR19930301	Biagini Andrea	SMR	11:14,28	01:21,02
94	26	CYP19930109	Katsouris Leontios	CYP	11:14,74	01:21,48
95	1	ALB19940120	Velia Olsjan	ALB	11:14,97	01:21,71
96	60	ISR19930520	Goldstien Roy	ISR	11:22,06	01:28,80
97	14	BIH19931120	Salamic Bosko	BIH	11:42,05	01:48,79
98	9	AZE19930524	Ismayilov Elmar	AZE	11:43,35	01:50,09
99	8	AZE19930822	Hasanov Seymur	AZE	12:12,97	02:19,71
	67	LTU19930606	Porov Jevgenij	LTU	DNS	

Björn Palm, President Commissaire

Markku Nieminen, Finish Commissaire





# GYMNASTICS

GIRLS



Tampereen Voimistelijat







Tampereen Sisu


WAG CI - All-Around

Rank	Number	Name	Country					Total	
1	76	Komova Victoriya	RUS	14.700	15.050	13.900	14.700	<b>58.350</b>	Q
2	74	Racea Elena Amelia	ROU	14.150	14.050	14.550	13.900	<b>56.650</b>	Q
3	55	Foti Andrea	ITA	13.700	14.200	14.450	13.600	<b>55.950</b>	Q
4	63	Ouazzani Chahdi Naoual	NED	14.200	14.200	13.600	13.600	<b>55.600</b>	Q
5	61	Svilpaite Laura	LTU	13.600	14.500	14.100	13.300	<b>55.500</b>	Q
6	36	Hibbert Nicole	GBR	13.900	14.200	13.200	13.150	<b>54.450</b>	Q
7	73	Haidu Raluca Oana	ROU	14.050	12.950	13.250	13.900	<b>54.150</b>	Q
8	77	Malikova Violetta	RUS	14.800	12.250	12.600	14.250	<b>53.900</b>	Q
9	15	Crocket Julie	BEL	14.150	12.050	13.700	13.650	<b>53.550</b>	Q
10	65	van Gerner Celine	NED	14.200	13.550	14.000	11.750	<b>53.500</b>	Q
11	37	Pinches Jennifer	GBR	13.950	13.250	13.250	12.650	<b>53.100</b>	Q
12	53	Gandolfi Chiara	ITA	13.800	13.550	12.850	12.900	<b>53.100</b>	Q
13	94	Fomenko Alina	UKR	14.050	13.350	12.450	13.200	<b>53.050</b>	Q
14	85	Diacci Jessica	SUI	13.650	11.700	14.000	13.650	<b>53.000</b>	Q
15	38	Baumert Désirée	GER	13.500	12.650	13.750	13.100	<b>53.000</b>	Q
16	54	Ferlito Carlotta	ITA	14.100	12.750	12.950	13.200	<b>53.000</b>	
17	32	Boumejmajen Mira	FRA	13.600	13.650	12.800	12.800	<b>52.850</b>	Q
18	86	Steingruber Giulia	SUI	13.550	12.200	13.350	13.500	<b>52.600</b>	Q
19	35	Francis Danusia	GBR	14.000	11.950	13.050	13.450	<b>52.450</b>	
20	64	van den Burg Lisa	NED	13.300	13.350	12.500	13.250	<b>52.400</b>	
21	75	Trenca Diana	ROU	13.150	12.800	13.700	12.750	<b>52.400</b>	
22	78	Solovyeva Tatiana	RUS	13.400	12.750	13.000	13.150	<b>52.300</b>	
23	40	Tolle Pia	GER	13.000	12.750	13.400	12.950	<b>52.100</b>	Q
24	46	Tóth Renáta	HUN	14.000	11.400	13.400	12.950	<b>51.750</b>	Q
25	95	Kononenko Nataliya	UKR	12.500	13.200	12.700	13.350	<b>51.750</b>	Q
26	33	Brevet Marine	FRA	13.850	11.700	12.850	13.050	<b>51.450</b>	Q
27	79	Belak Teja	SLO	14.200	11.900	12.750	12.500	<b>51.350</b>	Q
28	84	Catanzaro Sara	SUI	14.000	11.150	12.650	13.450	<b>51.250</b>	
29	93	Cherniy Yevheniya	UKR	12.150	13.150	12.350	13.550	<b>51.200</b>	
30	20	Zaitsava Nastassia	BLR	13.800	11.550	13.600	12.150	<b>51.100</b>	Q
31	89	Gustafsson Ida	SWE	13.500	12.450	13.100	12.050	<b>51.100</b>	Q
32	88	Carlsson Agnes	SWE	12.700	13.050	13.050	11.800	<b>50.600</b>	R
33	80	Novak Fiona	SLO	13.350	11.150	12.950	12.900	<b>50.350</b>	R
34	17	Vandersteen Eline	BEL	13.100	12.500	12.000	12.700	<b>50.300</b>	R
35	45	Kapitány Olivia	HUN	13.300	12.200	12.750	11.850	<b>50.100</b>	R
36	16	Van De Velde Antje	BEL	13.150	12.750	11.700	12.300	<b>49.900</b>	




## WAG CI - All-Around

Rank	Number	Name	Country					Total
37	22	Fuckova Nikola	CZE	13.600	10.400	12.600	13.050	<b>49.650</b>
38	39	Marquard Isabelle	GER	12.550	11.900	12.400	12.550	<b>49.400</b>
39	87	Adlerteg Johanna	SWE	13.200	10.800	12.300	12.750	<b>49.050</b>
40	43	Tsakou Elisavet	GRE	12.800	13.500	12.150	10.500	<b>48.950</b>
41	44	Divéky Luca Kata	HUN	13.400	10.000	13.100	12.300	<b>48.800</b>
42	31	Pietilä Reeta	FIN	12.950	11.500	11.600	12.650	<b>48.700</b>
43	18	Ivanets Halina	BLR	13.100	11.850	11.150	12.400	<b>48.500</b>
44	50	Jonasdóttir Johanna Rakel	ISL	12.700	9.900	12.950	12.900	<b>48.450</b>
45	71	Choon Filipa	POR	13.250	9.800	13.000	12.300	<b>48.350</b>
46	14	Lamprecht Corinne	AUT	12.800	11.250	11.700	12.300	<b>48.050</b>
47	42	Trichopoulou M.	GRE	12.700	12.450	11.300	11.550	<b>48.000</b>
48	91	Mutlu Demet	TUR	13.250	11.150	11.100	12.350	<b>47.850</b>
49	70	Abrantes Diana	POR	13.100	10.050	12.900	11.650	<b>47.700</b>
50	30	Chirinos Kaisa	FIN	12.800	9.450	12.800	12.300	<b>47.350</b>
51	12	Fa Katharina	AUT	12.700	9.550	12.950	11.950	<b>47.150</b>
52	90	Eroglu Dila Su	TUR	12.950	10.200	11.850	12.000	<b>47.000</b>
53	29	Nyyssönen Inna	FIN	13.550	8.950	11.800	12.350	<b>46.650</b>
54	19	Hurhach Aliona	BLR	13.600	10.850	11.900	10.200	<b>46.550</b>
55	23	Hedbavna Petra	CZE	12.000	10.250	12.350	11.950	<b>46.550</b>
56	49	Johannesdóttir Embla	ISL	12.900	9.400	12.250	11.800	<b>46.350</b>
57	66	Nærum Haldis Sandøy	NOR	11.850	9.900	12.250	12.050	<b>46.050</b>
58	81	Sarec Rebeka	SLO	12.850	8.900	12.050	11.800	<b>45.600</b>
59	92	Ozkan Ozlem	TUR	13.100	9.000	12.600	10.800	<b>45.500</b>
60	68	Biskup Aleksandra	POL	12.900	9.250	11.150	11.800	<b>45.100</b>
61	21	Salopek Ines	CRO	13.250	10.750	10.300	10.650	<b>44.950</b>
62	69	Zajac Ewa	POL	13.000	8.350	12.000	11.400	<b>44.750</b>
63	48	McGifford Jordain	IRL	12.700	8.950	11.650	11.350	<b>44.650</b>
64	59	Cesnaviciute Melita	LTU	12.700	11.450	9.850	10.350	<b>44.350</b>
65	24	Janova Alice	CZE	12.400	8.800	11.600	11.500	<b>44.300</b>
66	25	Kirk Mathilde Emilie	DEN	12.900	9.350	9.000	11.850	<b>43.100</b>
67	13	Hämmerle Elisa	AUT	13.250	8.800	7.800	12.850	<b>42.700</b>
68	67	Strugstad Juli	NOR	12.550	7.450	10.600	11.450	<b>42.050</b>
69	51	Odinsdóttir Tinna	ISL	12.500	8.350	9.000	12.150	<b>42.000</b>
70	83	Stamenkovic Jelena	SRB	12.350	7.000	11.100	10.650	<b>41.100</b>
71	60	Nevedomskaite Greta	LTU	12.800	8.450	8.050	11.550	<b>40.850</b>
72	57	Putne Veronika	LAT	12.600	6.950	10.450	10.800	<b>40.800</b>





Rank	Number	Name	Country	D	E	Penalty	Result
1	74	Racea Elena Amelia	ROU	5.80	8.750		<b>14.550</b> Q
2	55	Foti Andrea	ITA	5.70	8.750		<b>14.450</b> Q
3	61	Svilpaite Laura	LTU	5.40	8.700		<b>14.100</b> Q
4	65	van Gerner Celine	NED	5.30	8.700		<b>14.000</b> Q
5	85	Diacci Jessica	SUI	5.30	8.700		<b>14.000</b> Q
6	76	Komova Victoriya	RUS	5.90	8.000		<b>13.900</b> Q
7	38	Baumert Désirée	GER	5.40	8.350		<b>13.750</b> Q
8	15	Crocket Julie	BEL	5.20	8.500		<b>13.700</b> Q
9	34	Crosato Justine	FRA	5.20	8.500		<b>13.700</b> R
10	75	Trenca Diana	ROU	5.40	8.300		<b>13.700</b> R
11	20	Zaitsava Nastassia	BLR	5.10	8.500		<b>13.600</b> R
12	63	Ouazzani Chahdi Naoual	NED	5.20	8.400		<b>13.600</b>
13	40	Tolle Pia	GER	4.80	8.600		<b>13.400</b>
14	46	Tóth Renáta	HUN	5.00	8.400		<b>13.400</b>
15	86	Steingruber Giulia	SUI	5.00	8.350		<b>13.350</b>
16	73	Haidu Raluca Oana	ROU	5.60	7.650		<b>13.250</b>
17	37	Pinches Jennifer	GBR	5.70	7.550		<b>13.250</b>
18	36	Hibbert Nicole	GBR	4.90	8.300		<b>13.200</b>
19	89	Gustafsson Ida	SWE	4.70	8.400		<b>13.100</b>
20	44	Divéky Luca Kata	HUN	4.80	8.300		<b>13.100</b>
21	88	Carlsson Agnes	SWE	4.70	8.350		<b>13.050</b>
22	35	Francis Danusia	GBR	5.00	8.050		<b>13.050</b>
23	71	Choon Filipa	POR	4.60	8.400		<b>13.000</b>
24	78	Solovyeva Tatiana	RUS	5.40	7.600		<b>13.000</b>
25	50	Jonasdottir J.	ISL	4.50	8.450		<b>12.950</b>
26	80	Novak Fiona	SLO	5.20	7.750		<b>12.950</b>
27	12	Fa Katharina	AUT	5.20	7.750		<b>12.950</b>
28	54	Ferlito Carlotta	ITA	5.30	7.650		<b>12.950</b>
29	70	Abrantes Diana	POR	4.70	8.200		<b>12.900</b>
30	53	Gandolfi Chiara	ITA	4.80	8.050		<b>12.850</b>
31	33	Brevet Marine	FRA	5.10	7.750		<b>12.850</b>
32	30	Chirinos Kaisa	FIN	4.70	8.100		<b>12.800</b>
33	32	Boumejmajen Mira	FRA	5.20	7.600		<b>12.800</b>
34	45	Kapitány Olivia	HUN	4.70	8.050		<b>12.750</b>
35	79	Belak Teja	SLO	5.30	7.450		<b>12.750</b>
36	95	Kononenko Nataliya	UKR	5.40	7.300		<b>12.700</b>










Rank	Number	Name	Country	D	E	Penalty	Result
37	84	Catanzaro Sara	SUI	5.50	7.150		<b>12.650</b>
38	92	Ozkan Ozlem	TUR	5.20	7.400		<b>12.600</b>
39	22	Fuckova Nikola	CZE	5.30	7.300		<b>12.600</b>
40	77	Malikova Violetta	RUS	5.60	7.000		<b>12.600</b>
41	64	van den Burg Lisa	NED	5.10	7.400		<b>12.500</b>
42	94	Fomenko Alina	UKR	5.30	7.150		<b>12.450</b>
43	39	Marquard Isabelle	GER	4.80	7.600		<b>12.400</b>
44	23	Hedbavna Petra	CZE	4.20	8.150		<b>12.350</b>
45	93	Cherniy Yevheniya	UKR	5.30	7.050		<b>12.350</b>
46	87	Adlerteg Johanna	SWE	5.10	7.200		<b>12.300</b>
47	49	Johannesdottir Embla	ISL	4.90	7.350		<b>12.250</b>
48	66	Nærum Haldis Sandøy	NOR	4.90	7.350		<b>12.250</b>
49	43	Tsakou Elisavet	GRE	5.00	7.150		<b>12.150</b>
50	81	Sarec Rebeka	SLO	3.90	8.150		<b>12.050</b>
51	69	Zajac Ewa	POL	4.00	8.000		<b>12.000</b>
52	17	Vandersteen Eline	BEL	4.70	7.300		<b>12.000</b>
53	19	Hurhach Aliona	BLR	4.80	7.100		<b>11.900</b>
54	90	Eroglu Dila Su	TUR	4.70	7.150		<b>11.850</b>
55	29	Nyysönen Inna	FIN	3.90	7.900		<b>11.800</b>
56	16	Van De Velde Antje	BEL	4.30	7.400		<b>11.700</b>
57	14	Lamprecht Corinne	AUT	4.80	6.900		<b>11.700</b>
58	48	McGifford Jordain	IRL	3.80	7.850		<b>11.650</b>
59	24	Janova Alice	CZE	4.30	7.300		<b>11.600</b>
60	31	Pietilä Reeta	FIN	4.50	7.100		<b>11.600</b>
61	42	Trichopoulou M.	GRE	4.80	6.500		<b>11.300</b>
62	96	Krejolak Nikolia	POL	4.00	7.150		<b>11.150</b>
63	68	Biskup Aleksandra	POL	4.00	7.150		<b>11.150</b>
64	18	Ivanets Halina	BLR	5.00	6.250	0.10	<b>11.150</b>
65	91	Mutlu Demet	TUR	4.30	6.800		<b>11.100</b>
66	83	Stamenkovic Jelena	SRB	5.00	6.100		<b>11.100</b>
67	11	Tunyan Ani	ARM	4.10	6.600		<b>10.700</b>
68	56	Gorobeca Oksana	LAT	3.30	7.350		<b>10.650</b>
69	67	Strugstad Juli	NOR	4.50	6.100		<b>10.600</b>
70	57	Putne Veronika	LAT	4.00	6.450		<b>10.450</b>
71	21	Salopek Ines	CRO	4.80	5.500		<b>10.300</b>
72	59	Cesnaviciute Melita	LTU	3.30	6.550		<b>9.850</b>









Rank	Number	Name	Country	D	E	Penalty	Result
73	10	Derdzian Lilit	İM	3.00	6.250		<b>9.250</b>
74	58	Kazakevica Viktoria	AT	4.40	4.650		<b>9.050</b>
75	25	Kirk Mathilde Emilie	EN	4.30	4.700		<b>9.000</b>
76	51	Odinsdottir Tinna	İL	4.70	4.300		<b>9.000</b>
77	47	Clohessy Niamh	İL	3.10	5.850		<b>8.950</b>
78	82	Kocic Alisa	RB	4.10	4.600		<b>8.700</b>
79	60	Nevedomskaite Greta	TU	3.20	4.950	0.10	<b>8.050</b>
80	13	Hämmerle Elisa	JT	4.70	3.100		<b>7.800</b>







## WAG CI - CI - Team





Rank	Team					Total
1	RUS - Russia	29,500	27,800	26,900	28,950	<b>113,150</b>
2	ROU - Romania	28,200	27,000	28,250	27,800	<b>111,250</b>
3	NED - Netherlands	28,400	27,750	27,600	26,850	<b>110,600</b>
4	ITA - Italy	27,900	27,750	27,400	26,800	<b>109,850</b>
5	GBR - Great Britain	27,950	27,450	26,450	26,600	<b>108,450</b>
6	SUI - Switzerland	27,650	23,900	27,350	27,150	<b>106,050</b>
7	FRA - France	27,450	26,200	26,550	25,850	<b>106,050</b>
8	UKR - Ukraine	26,550	26,550	25,150	26,900	<b>105,150</b>
9	GER - Germany	26,500	25,400	27,150	26,050	<b>105,100</b>
10	BEL - Belgium	27,300	25,250	25,700	26,350	<b>104,600</b>
11	SWE - Sweden	26,700	25,500	26,150	24,800	<b>103,150</b>
12	HUN - Hungary	27,400	23,600	26,500	25,250	<b>102,750</b>
13	SLO - Slovenia	27,550	23,050	25,700	25,400	<b>101,700</b>
14	LTU - Lithuania	26,400	25,950	23,950	24,850	<b>101,150</b>
15	BLR - Belarus	27,400	23,400	25,500	24,550	<b>100,850</b>
16	POR - Portugal	26,350	21,250	25,900	23,950	<b>97,450</b>
17	FIN - Finland	26,500	20,950	24,600	25,000	<b>97,050</b>
18	GRE - Greece	25,500	25,950	23,450	22,050	<b>96,950</b>
19	AUT - Austria	26,050	20,800	24,650	25,150	<b>96,650</b>
20	CZE - Czech Republic	26,000	20,650	24,950	25,000	<b>96,600</b>
21	TUR - Turkey	26,350	21,350	24,450	24,350	<b>96,500</b>
22	ISL - Iceland	25,600	19,300	25,200	25,050	<b>95,150</b>
23	POL - Poland	25,900	17,600	23,150	23,500	<b>90,150</b>
24	NOR - Norway	24,400	17,350	22,850	23,500	<b>88,100</b>
25	IRL - Ireland	24,150	15,850	20,600	21,100	<b>81,700</b>
26	LAT - Latvia	25,400	13,150	21,100	21,900	<b>81,550</b>
27	SRB - Serbia	24,300	15,700	19,800	20,900	<b>80,700</b>
28	ARM - Armenia	24,850	12,850	19,950	22,950	<b>80,600</b>
29	DEN - Denmark	12,900	16,900	9,000	11,850	<b>50,650</b>





Rank	Team					Total
<b>1</b>	<b>RUS - Russia</b>	<b>29,500 (1)</b>	<b>27,800 (1)</b>	<b>26,900 (6)</b>	<b>28,950 (1)</b>	<b>113,150</b>
76	Komova Victoriya	14,700	15,050	13,900	14,700	58,350 (1)
77	Malikova Violetta	14,800	12,250	12,600	14,250	53,900 (8)
78	Solovyeva Tatiana	13,400	12,750	13,000	13,150	52,300 (22)
<b>2</b>	<b>ROU - Romania</b>	<b>28,200 (3)</b>	<b>27,000 (5)</b>	<b>28,250 (1)</b>	<b>27,800 (2)</b>	<b>111,250</b>
73	Haidu Raluca Oana	14,050	12,950	13,250	13,900	54,150 (7)
74	Racea Elena Amelia	14,150	14,050	14,550	13,900	56,650 (2)
75	Trenca Diana	13,150	12,800	13,700	12,750	52,400 (21)
<b>3</b>	<b>NED - Netherlands</b>	<b>28,400 (2)</b>	<b>27,750 (2)</b>	<b>27,600 (2)</b>	<b>26,850 (5)</b>	<b>110,600</b>
63	Ouazzani Chahdi Naoual	14,200	14,200	13,600	13,600	55,600 (4)
64	van den Burg Lisa	13,300	13,350	12,500	13,250	52,400 (20)
65	van Gerner Celine	14,200	13,550	14,000	11,750	53,500 (10)
<b>4</b>	<b>ITA - Italy</b>	<b>27,900 (5)</b>	<b>27,750 (2)</b>	<b>27,400 (3)</b>	<b>26,800 (6)</b>	<b>109,850</b>
53	Gandolfi Chiara	13,800	13,550	12,850	12,900	53,100 (12)
54	Ferlito Carlotta	14,100	12,750	12,950	13,200	53,000 (16)
55	Foti Andrea	13,700	14,200	14,450	13,600	55,950 (3)
<b>5</b>	<b>GBR - Great Britain</b>	<b>27,950 (4)</b>	<b>27,450 (4)</b>	<b>26,450 (9)</b>	<b>26,600 (7)</b>	<b>108,450</b>
35	Francis Danusia	14,000	11,950	13,050	13,450	52,450 (19)
36	Hibbert Nicole	13,900	14,200	13,200	13,150	54,450 (6)
37	Pinches Jennifer	13,950	13,250	13,250	12,650	53,100 (11)
<b>6</b>	<b>SUI - Switzerland</b>	<b>27,650 (6)</b>	<b>23,900 (13)</b>	<b>27,350 (4)</b>	<b>27,150 (3)</b>	<b>106,050</b>
84	Catanzaro Sara	14,000	11,150	12,650	13,450	51,250 (28)
85	Diacci Jessica	13,650	11,700	14,000	13,650	53,000 (14)
86	Steingruber Giulia	13,550	12,200	13,350	13,500	52,600 (18)
<b>7</b>	<b>FRA - France</b>	<b>27,450 (8)</b>	<b>26,200 (7)</b>	<b>26,550 (7)</b>	<b>25,850 (10)</b>	<b>106,050</b>
32	Boumejmajen Mira	13,600	13,650	12,800	12,800	52,850 (17)
33	Brevet Marine	13,850	11,700	12,850	13,050	51,450 (26)
34	Crosato Justine		12,550	13,700		26,250 (79)



Rank	Team					Total
<b>8</b>	<b>UKR - Ukraine</b>	<b>26,550 (13)</b>	<b>26,550 (6)</b>	<b>25,150 (16)</b>	<b>26,900 (4)</b>	<b>105,150</b>
93	Cherniy Yevheniya	12,150	13,150	12,350	13,550	51,200 (29)
94	Fomenko Alina	14,050	13,350	12,450	13,200	53,050 (13)
95	Kononenko Nataliya	12,500	13,200	12,700	13,350	51,750 (25)
<b>9</b>	<b>GER - Germany</b>	<b>26,500 (14)</b>	<b>25,400 (11)</b>	<b>27,150 (5)</b>	<b>26,050 (9)</b>	<b>105,100</b>
38	Baumert Désirée	13,500	12,650	13,750	13,100	53,000 (15)
39	Marquard Isabelle	12,550	11,900	12,400	12,550	49,400 (38)
40	Tolle Pia	13,000	12,750	13,400	12,950	52,100 (23)
<b>10</b>	<b>BEL - Belgium</b>	<b>27,300 (11)</b>	<b>25,250 (12)</b>	<b>25,700 (12)</b>	<b>26,350 (8)</b>	<b>104,600</b>
15	Crocket Julie	14,150	12,050	13,700	13,650	53,550 (9)
16	Van De Velde Antje	13,150	12,750	11,700	12,300	49,900 (36)
17	Vandersteen Eline	13,100	12,500	12,000	12,700	50,300 (34)
<b>11</b>	<b>SWE - Sweden</b>	<b>26,700 (12)</b>	<b>25,500 (10)</b>	<b>26,150 (10)</b>	<b>24,800 (18)</b>	<b>103,150</b>
87	Adlerteg Johanna	13,200	10,800	12,300	12,750	49,050 (39)
88	Carlsson Agnes	12,700	13,050	13,050	11,800	50,600 (32)
89	Gustafsson Ida	13,500	12,450	13,100	12,050	51,100 (31)
<b>12</b>	<b>HUN - Hungary</b>	<b>27,400 (9)</b>	<b>23,600 (14)</b>	<b>26,500 (8)</b>	<b>25,250 (12)</b>	<b>102,750</b>
44	Divéky Luca Kata	13,400	10,000	13,100	12,300	48,800 (41)
45	Kapitány Olivia	13,300	12,200	12,750	11,850	50,100 (35)
46	Tóth Renáta	14,000	11,400	13,400	12,950	51,750 (24)
<b>13</b>	<b>SLO - Slovenia</b>	<b>27,550 (7)</b>	<b>23,050 (16)</b>	<b>25,700 (12)</b>	<b>25,400 (11)</b>	<b>101,700</b>
79	Belak Teja	14,200	11,900	12,750	12,500	51,350 (27)
80	Novak Fiona	13,350	11,150	12,950	12,900	50,350 (33)
81	Sarec Rebeka	12,850	8,900	12,050	11,800	45,600 (58)
<b>14</b>	<b>LTU - Lithuania</b>	<b>26,400 (16)</b>	<b>25,950 (8)</b>	<b>23,950 (21)</b>	<b>24,850 (17)</b>	<b>101,150</b>
59	Cesnavičiute Melita	12,700	11,450	9,850	10,350	44,350 (64)
60	Nevedomskaitė Greta	12,800	8,450	8,050	11,550	40,850 (71)
61	Svilpaite Laura	13,600	14,500	14,100	13,300	55,500 (5)



Rank	Team					Total
<b>15</b>	<b>BLR - Belarus</b>	<b>27,400 (9)</b>	<b>23,400 (15)</b>	<b>25,500 (14)</b>	<b>24,550 (19)</b>	<b>100,850</b>
18	Ivanets Halina	13,100	11,850	11,150	12,400	48,500 (43)
19	Hurhach Aliona	13,600	10,850	11,900	10,200	46,550 (54)
20	Zaitsava Nastassia	13,800	11,550	13,600	12,150	51,100 (30)
<b>16</b>	<b>POR - Portugal</b>	<b>26,350 (17)</b>	<b>21,250 (18)</b>	<b>25,900 (11)</b>	<b>23,950 (21)</b>	<b>97,450</b>
70	Abrantes Diana	13,100	10,050	12,900	11,650	47,700 (49)
71	Choon Filipa	13,250	9,800	13,000	12,300	48,350 (45)
72	Kisliinskaya Ekaterina		11,200			11,200 (82)
<b>17</b>	<b>FIN - Finland</b>	<b>26,500 (14)</b>	<b>20,950 (19)</b>	<b>24,600 (19)</b>	<b>25,000 (15)</b>	<b>97,050</b>
29	Nyyssönen Inna	13,550	8,950	11,800	12,350	46,650 (53)
30	Chirinos Kaisa	12,800	9,450	12,800	12,300	47,350 (50)
31	Pietilä Reeta	12,950	11,500	11,600	12,650	48,700 (42)
<b>18</b>	<b>GRE - Greece</b>	<b>25,500 (23)</b>	<b>25,950 (8)</b>	<b>23,450 (22)</b>	<b>22,050 (25)</b>	<b>96,950</b>
41	Chapsa Athanasia	12,650	9,000			21,650 (80)
42	Trichopoulou M.	12,700	12,450	11,300	11,550	48,000 (47)
43	Tsakou Elisavet	12,800	13,500	12,150	10,500	48,950 (40)
<b>19</b>	<b>AUT - Austria</b>	<b>26,050 (19)</b>	<b>20,800 (20)</b>	<b>24,650 (18)</b>	<b>25,150 (13)</b>	<b>96,650</b>
12	Fa Katharina	12,700	9,550	12,950	11,950	47,150 (51)
13	Hämmerle Elisa	13,250	8,800	7,800	12,850	42,700 (67)
14	Lamprecht Corinne	12,800	11,250	11,700	12,300	48,050 (46)
<b>20</b>	<b>CZE - Czech Republic</b>	<b>26,000 (20)</b>	<b>20,650 (21)</b>	<b>24,950 (17)</b>	<b>25,000 (15)</b>	<b>96,600</b>
22	Fuckova Nikola	13,600	10,400	12,600	13,050	49,650 (37)
23	Hedbavna Petra	12,000	10,250	12,350	11,950	46,550 (55)
24	Janova Alice	12,400	8,800	11,600	11,500	44,300 (65)
<b>21</b>	<b>TUR - Turkey</b>	<b>26,350 (17)</b>	<b>21,350 (17)</b>	<b>24,450 (20)</b>	<b>24,350 (20)</b>	<b>96,500</b>
90	Eroglu Dila Su	12,950	10,200	11,850	12,000	47,000 (52)
91	Mutlu Demet	13,250	11,150	11,100	12,350	47,850 (48)
92	Ozkan Ozlem	13,100	9,000	12,600	10,800	45,500 (59)

Rank	Team					Total
<b>22</b>	<b>ISL - Iceland</b>	<b>25,600 (22)</b>	<b>19,300 (22)</b>	<b>25,200 (15)</b>	<b>25,050 (14)</b>	<b>95,150</b>
49	Johannesdottir Embla	12,900	9,400	12,250	11,800	46,350 (56)
50	Jonasdottir Johanna Rakel	12,700	9,900	12,950	12,900	48,450 (44)
51	Odinsdottir Tinna	12,500	8,350	9,000	12,150	42,000 (69)
<b>23</b>	<b>POL - Poland</b>	<b>25,900 (21)</b>	<b>17,600 (23)</b>	<b>23,150 (23)</b>	<b>23,500 (22)</b>	<b>90,150</b>
68	Biskup Aleksandra	12,900	9,250	11,150	11,800	45,100 (60)
69	Zajac Ewa	13,000	8,350	12,000	11,400	44,750 (62)
96	Krejolak Nikolia	12,650	5,050	11,150	11,700	40,550 (74)
<b>24</b>	<b>NOR - Norway</b>	<b>24,400 (26)</b>	<b>17,350 (24)</b>	<b>22,850 (24)</b>	<b>23,500 (22)</b>	<b>88,100</b>
66	Nærum Haldis Sandøy	11,850	9,900	12,250	12,050	46,050 (57)
67	Strugstad Juli	12,550	7,450	10,600	11,450	42,050 (68)
<b>25</b>	<b>IRL - Ireland</b>	<b>24,150 (28)</b>	<b>15,850 (26)</b>	<b>20,600 (26)</b>	<b>21,100 (27)</b>	<b>81,700</b>
47	Clohesy Niamh	11,450	6,900	8,950	9,750	37,050 (78)
48	Mcgifford Jordain	12,700	8,950	11,650	11,350	44,650 (63)
<b>26</b>	<b>LAT - Latvia</b>	<b>25,400 (24)</b>	<b>13,150 (28)</b>	<b>21,100 (25)</b>	<b>21,900 (26)</b>	<b>81,550</b>
56	Gorobeca Oksana	12,800	6,200	10,650	11,100	40,750 (73)
57	Putne Veronika	12,600	6,950	10,450	10,800	40,800 (72)
58	Kazakevica Viktoria			9,050	10,800	19,850 (81)
<b>27</b>	<b>SRB - Serbia</b>	<b>24,300 (27)</b>	<b>15,700 (27)</b>	<b>19,800 (28)</b>	<b>20,900 (28)</b>	<b>80,700</b>
82	Kocic Alisa	11,950	8,700	8,700	10,250	39,600 (77)
83	Stamenkovic Jelena	12,350	7,000	11,100	10,650	41,100 (70)
<b>28</b>	<b>ARM - Armenia</b>	<b>24,850 (25)</b>	<b>12,850 (29)</b>	<b>19,950 (27)</b>	<b>22,950 (24)</b>	<b>80,600</b>
10	Derdzian Lilit	12,350	7,950	9,250	10,950	40,500 (75)
11	Tunyan Ani	12,500	4,900	10,700	12,000	40,100 (76)
<b>29</b>	<b>DEN - Denmark</b>	<b>12,900 (29)</b>	<b>16,900 (25)</b>	<b>9,000 (29)</b>	<b>11,850 (29)</b>	<b>50,650</b>
25	Kirk Mathilde Emilie	12,900	9,350	9,000	11,850	43,100 (66)
26	Thomsen Samantha Drejer		7,550			7,550 (83)



Rank	Number	Name	Country	D	E	Penalty	Result
1	76	Komova Victoriya	RUS	5.80	8.900		<b>14.700</b> Q
2	77	Malikova Violetta	RUS	5.60	8.650		<b>14.250</b> Q
3	74	Racea Elena Amelia	ROU	5.40	8.500		<b>13.900</b> Q
4	73	Haidu Raluca Oana	ROU	5.70	8.200		<b>13.900</b> Q
5	85	Diacci Jessica	SUI	5.20	8.450		<b>13.650</b> Q
6	15	Crocket Julie	BEL	5.30	8.350		<b>13.650</b> Q
7	55	Foti Andrea	ITA	5.10	8.500		<b>13.600</b> Q
8	63	Ouazzani Chahdi Naoual	NED	5.20	8.400		<b>13.600</b> Q
9	93	Cherniy Yevheniya	UKR	5.20	8.350		<b>13.550</b> R
10	86	Steingruber Giulia	SUI	5.20	8.300		<b>13.500</b> R
11	35	Francis Danusia	GBR	5.20	8.250		<b>13.450</b> R
12	84	Catanzaro Sara	SUI	5.30	8.250	0.10	<b>13.450</b>
13	95	Kononenko Nataliya	UKR	5.10	8.250		<b>13.350</b>
14	61	Svilpaite Laura	LTU	4.90	8.400		<b>13.300</b>
15	64	van den Burg Lisa	NED	5.00	8.250		<b>13.250</b>
16	54	Ferlito Carlotta	ITA	5.20	8.300	0.30	<b>13.200</b>
17	94	Fomenko Alina	UKR	5.10	8.100		<b>13.200</b>
18	78	Solovyeva Tatiana	RUS	4.80	8.350		<b>13.150</b>
19	36	Hibbert Nicole	GBR	5.10	8.050		<b>13.150</b>
20	38	Baumert Désirée	GER	5.20	8.000	0.10	<b>13.100</b>
21	22	Fuckova Nikola	CZE	4.90	8.150		<b>13.050</b>
22	33	Brevet Marine	FRA	5.30	7.750		<b>13.050</b>
23	40	Tolle Pia	GER	4.80	8.150		<b>12.950</b>
24	46	Tóth Renáta	HUN	5.00	7.950		<b>12.950</b>
25	50	Jonasdottir J.	ISL	4.70	8.200		<b>12.900</b>
26	53	Gandolfi Chiara	ITA	4.80	8.100		<b>12.900</b>
27	80	Novak Fiona	SLO	5.00	7.900		<b>12.900</b>
28	13	Hämmerle Elisa	AUT	4.90	7.950		<b>12.850</b>
29	32	Boumejmajen Mira	FRA	4.50	8.300		<b>12.800</b>
30	87	Adlerteg Johanna	SWE	4.60	8.150		<b>12.750</b>
31	75	Trenca Diana	ROU	5.20	7.550		<b>12.750</b>
32	17	Vandersteen Eline	BEL	4.70	8.200	0.20	<b>12.700</b>
33	31	Pietilä Reeta	FIN	4.70	7.950		<b>12.650</b>
34	37	Pinches Jennifer	GBR	5.50	7.450	0.30	<b>12.650</b>
35	39	Marquard Isabelle	GER	4.90	7.750	0.10	<b>12.550</b>
36	79	Belak Teja	SLO	4.80	7.700		<b>12.500</b>



Rank	Number	Name	Country	D	E	Penalty	Result
37	18	Ivanets Halina	BLR	4.80	7.700	0.10	<b>12.400</b>
38	29	Nyysönen Inna	FIN	4.40	7.950		<b>12.350</b>
39	91	Mutlu Demet	TUR	4.50	7.850		<b>12.350</b>
40	30	Chirinos Kaisa	FIN	4.60	7.800	0.10	<b>12.300</b>
41	44	Divéky Luca Kata	HUN	4.80	7.700	0.20	<b>12.300</b>
42	71	Choon Filipa	POR	4.70	7.600		<b>12.300</b>
43	14	Lamprecht Corinne	AUT	4.80	7.500		<b>12.300</b>
44	16	Van De Velde Antje	BEL	5.10	7.200		<b>12.300</b>
45	51	Odinsdottir Tinna	ISL	4.30	7.850		<b>12.150</b>
46	20	Zaitsava Nastassia	BLR	5.00	7.650	0.50	<b>12.150</b>
47	66	Nærum Haldis Sandøy	NOR	4.50	7.750	0.20	<b>12.050</b>
48	89	Gustafsson Ida	SWE	4.70	7.350		<b>12.050</b>
49	90	Eroglu Dila Su	TUR	4.40	7.600		<b>12.000</b>
50	11	Tunyan Ani	ARM	4.60	7.500	0.10	<b>12.000</b>
51	23	Hedbavna Petra	CZE	3.80	8.150		<b>11.950</b>
52	12	Fa Katharina	AUT	4.10	7.850		<b>11.950</b>
53	25	Kirk Mathilde Emilie	DEN	4.60	7.250		<b>11.850</b>
54	45	Kapitány Olivia	HUN	4.90	6.950		<b>11.850</b>
55	88	Carlsson Agnes	SWE	4.40	7.900	0.50	<b>11.800</b>
56	68	Biskup Aleksandra	POL	4.00	7.800		<b>11.800</b>
57	81	Sarec Rebeka	SLO	4.00	7.800		<b>11.800</b>
58	49	Johannesdottir Embla	ISL	4.50	7.300		<b>11.800</b>
59	65	van Gerner Celine	NED	5.30	6.850	0.40	<b>11.750</b>
60	96	Krejolak Nikolia	POL	3.90	7.800		<b>11.700</b>
61	70	Abrantes Diana	POR	3.90	7.750		<b>11.650</b>
62	60	Nevedomskaite Greta	LTU	4.00	7.850	0.30	<b>11.550</b>
63	42	Trichopoulou M.	GRE	4.60	6.950		<b>11.550</b>
64	24	Janova Alice	CZE	4.50	7.400	0.40	<b>11.500</b>
65	67	Strugstad Juli	NOR	4.50	6.950		<b>11.450</b>
66	69	Zajac Ewa	POL	3.90	7.500		<b>11.400</b>
67	48	McGifford Jordain	IRL	3.80	7.550		<b>11.350</b>
68	56	Gorobeca Oksana	LAT	3.70	7.400		<b>11.100</b>
69	10	Derdzian Lilit	ARM	4.50	6.450		<b>10.950</b>
70	57	Putne Veronika	LAT	3.40	7.400		<b>10.800</b>
71	58	Kazakevica Viktoria	LAT	3.60	7.200		<b>10.800</b>
72	92	Ozkan Ozlem	TUR	5.00	6.000	0.20	<b>10.800</b>





Rank	Number	Name	Country	D	E	Penalty	Result
1	76	Komova Victoriya	RUS	6.30	8.750		<b>15.050</b> Q
2	61	Svilpaite Laura	LTU	5.70	8.800		<b>14.500</b> Q
3	55	Foti Andrea	ITA	5.60	8.600		<b>14.200</b> Q
4	63	Ouazzani Chahdi Naoual	NED	5.70	8.500		<b>14.200</b> Q
5	36	Hibbert Nicole	GBR	5.70	8.500		<b>14.200</b> Q
6	74	Racea Elena Amelia	ROU	5.40	8.650		<b>14.050</b> Q
7	32	Boumejmajen Mira	FRA	5.40	8.250		<b>13.650</b> Q
8	53	Gandolfi Chiara	ITA	5.30	8.250		<b>13.550</b> Q
9	65	van Gerner Celine	NED	5.50	8.050		<b>13.550</b> R
10	43	Tsakou Elisavet	GRE	5.90	7.600		<b>13.500</b> R
11	94	Fomenko Alina	UKR	5.10	8.250		<b>13.350</b> R
12	64	van den Burg Lisa	NED	5.10	8.250		<b>13.350</b>
13	37	Pinches Jennifer	GBR	5.40	7.850		<b>13.250</b>
14	95	Kononenko Nataliya	UKR	5.80	7.400		<b>13.200</b>
15	93	Cherniy Yevheniya	UKR	5.20	7.950		<b>13.150</b>
16	88	Carlsson Agnes	SWE	4.80	8.250		<b>13.050</b>
17	73	Haidu Raluca Oana	ROU	5.40	7.550		<b>12.950</b>
18	75	Trenca Diana	ROU	5.40	7.400		<b>12.800</b>
19	16	Van De Velde Antje	BEL	4.70	8.050		<b>12.750</b>
20	54	Ferlito Carlotta	ITA	4.80	7.950		<b>12.750</b>
21	40	Tolle Pia	GER	4.80	7.950		<b>12.750</b>
22	78	Solovyeva Tatiana	RUS	5.30	7.450		<b>12.750</b>
23	38	Baumert Désirée	GER	5.00	7.650		<b>12.650</b>
24	34	Crosato Justine	FRA	4.90	7.650		<b>12.550</b>
25	17	Vandersteen Eline	BEL	5.00	7.500		<b>12.500</b>
26	42	Trichopoulou M.	GRE	4.70	7.750		<b>12.450</b>
27	89	Gustafsson Ida	SWE	5.10	7.350		<b>12.450</b>
28	77	Malikova Violetta	RUS	5.50	6.750		<b>12.250</b>
29	86	Steingruber Giulia	SUI	5.00	7.200		<b>12.200</b>
30	45	Kapitány Olivia	HUN	5.20	7.000		<b>12.200</b>
31	15	Crocket Julie	BEL	5.30	6.750		<b>12.050</b>
32	35	Francis Danusia	GBR	4.70	7.250		<b>11.950</b>
33	79	Belak Teja	SLO	4.10	7.800		<b>11.900</b>
34	39	Marquard Isabelle	GER	4.30	7.600		<b>11.900</b>
35	18	Ivanets Halina	BLR	5.60	6.250		<b>11.850</b>
36	33	Brevet Marine	FRA	5.00	6.700		<b>11.700</b>



Rank	Number	Name	Country	D	E	Penalty	Result
37	85	Diacci Jessica	SUI	5.10	6.600		<b>11.700</b>
38	20	Zaitsava Nastassia	BLR	5.10	6.450		<b>11.550</b>
39	31	Pietilä Reeta	FIN	3.00	8.500		<b>11.500</b>
40	59	Cesnaviciute Melita	LTU	4.00	7.450		<b>11.450</b>
41	46	Tóth Renáta	HUN	5.00	6.400		<b>11.400</b>
42	14	Lamprecht Corinne	AUT	5.10	6.150		<b>11.250</b>
43	72	Kislinskaya Ekaterina	POR	4.30	6.900		<b>11.200</b>
44	80	Novak Fiona	SLO	5.00	6.150		<b>11.150</b>
45	84	Catanzaro Sara	SUI	5.10	6.050		<b>11.150</b>
46	91	Mutlu Demet	TUR	5.20	5.950		<b>11.150</b>
47	19	Hurhach Aliona	BLR	4.20	6.650		<b>10.850</b>
48	87	Adlerteg Johanna	SWE	5.00	5.800		<b>10.800</b>
49	21	Salopek Ines	CRO	3.60	7.150		<b>10.750</b>
50	22	Fuckova Nikola	CZE	3.20	7.200		<b>10.400</b>
51	23	Hedbavna Petra	CZE	2.60	7.650		<b>10.250</b>
52	90	Eroglu Dila Su	TUR	4.40	5.800		<b>10.200</b>
53	70	Abrantes Diana	POR	2.50	7.550		<b>10.050</b>
54	44	Divéky Luca Kata	HUN	5.10	4.900		<b>10.000</b>
55	50	Jonasdottir J.	ISL	1.90	8.000		<b>9.900</b>
56	66	Nærum Haldis Sandøy	NOR	3.30	6.600		<b>9.900</b>
57	71	Choon Filipa	POR	2.70	7.100		<b>9.800</b>
58	12	Fa Katharina	AUT	4.20	5.350		<b>9.550</b>
59	30	Chirinos Kaisa	FIN	3.40	6.050		<b>9.450</b>
60	49	Johannesdottir Embla	ISL	3.60	5.800		<b>9.400</b>
61	25	Kirk Mathilde Emilie	DEN	1.50	7.850		<b>9.350</b>
62	68	Biskup Aleksandra	POL	1.70	7.550		<b>9.250</b>
63	92	Ozkan Ozlem	TUR	2.70	6.300		<b>9.000</b>
64	41	Chapsa Athanasia	GRE	5.00	4.000		<b>9.000</b>
65	48	Mcgifford Jordain	IRL	2.30	6.650		<b>8.950</b>
66	29	Nyysönen Inna	FIN	3.10	5.850		<b>8.950</b>
67	81	Sarec Rebeka	SLO	4.10	4.800		<b>8.900</b>
68	24	Janova Alice	CZE	3.00	5.800		<b>8.800</b>
69	13	Hämmerle Elisa	AUT	3.30	5.500		<b>8.800</b>
70	82	Kocic Alisa	SRB	2.10	6.600		<b>8.700</b>
71	60	Nevedomskaite Greta	LTU	1.50	6.950		<b>8.450</b>
72	69	Zajac Ewa	POL	1.80	6.550		<b>8.350</b>





Rank	Number	Name	Country	Vault	D	E	Penalty	Result	Total
1	74	Racea Elena Amelia	ROU	1	5.00	9.150		14.150	<b>14.550Q</b>
				2	5.80	9.150		14.950	
2	77	Malikova Violetta	RUS	1	5.80	9.000		14.800	<b>14.250Q</b>
				2	4.80	8.900		13.700	
3	76	Komova Victoriya	RUS	1	5.80	9.000	0.10	14.700	<b>14.250Q</b>
				2	4.80	9.100	0.10	13.800	
4	63	Ouazzani Chahdi Naoual	NED	1	5.30	8.900		14.200	<b>14.100Q</b>
				2	5.00	9.000		14.000	
5	65	van Gerner Celine	NED	1	5.30	9.000	0.10	14.200	<b>14.050Q</b>
				2	5.00	9.000	0.10	13.900	
6	84	Catanzaro Sara	SUI	1	5.00	9.100	0.10	14.000	<b>14.025Q</b>
				2	5.30	8.850	0.10	14.050	
7	15	Crocket Julie	BEL	1	5.30	8.950	0.10	14.150	<b>13.975Q</b>
				2	5.20	8.600		13.800	
8	79	Belak Teja	SLO	1	5.30	8.900		14.200	<b>13.950Q</b>
				2	5.00	8.700		13.700	
9	20	Zaitsava Nastassia	BLR	1	5.00	8.900	0.10	13.800	<b>13.875R</b>
				2	5.00	8.950		13.950	
10	54	Ferlito Carlotta	ITA	1	5.00	9.100		14.100	<b>13.800R</b>
				2	4.40	9.100		13.500	
11	46	Tóth Renáta	HUN	1	5.00	9.000		14.000	<b>13.800R</b>
				2	5.00	8.600		13.600	
12	94	Fomenko Alina	UKR	1	5.00	9.050		14.050	<b>13.750</b>
				2	4.60	8.850		13.450	
13	36	Hibbert Nicole	GBR	1	5.30	8.700	0.10	13.900	<b>13.750</b>
				2	5.00	8.700	0.10	13.600	
14	73	Haidu Raluca Oana	ROU	1	5.00	9.150	0.10	14.050	<b>13.725</b>
				2	4.40	9.100	0.10	13.400	
15	37	Pinches Jennifer	GBR	1	5.20	8.750		13.950	<b>13.725</b>
				2	5.00	8.800	0.30	13.500	
16	86	Steingruber Giulia	SUI	1	5.00	8.650	0.10	13.550	<b>13.650</b>
				2	5.20	8.650	0.10	13.750	
17	29	Nyysönen Inna	FIN	1	4.60	9.050	0.10	13.550	<b>13.575</b>
				2	4.80	8.800		13.600	
18	53	Gandolfi Chiara	ITA	1	5.00	8.800		13.800	<b>13.525</b>
				2	4.40	8.850		13.250	







Rank	Number	Name	Country	D	E	Penalty	Result
1	77	Malikova Violetta	RUS	5.80	9.000		<b>14.800</b>
2	76	Komova Victoriya	RUS	5.80	9.000	0.10	<b>14.700</b>
3	65	van Gerner Celine	NED	5.30	9.000	0.10	<b>14.200</b>
4	79	Belak Teja	SLO	5.30	8.900		<b>14.200</b>
5	63	Ouazzani Chahdi Naoual	NED	5.30	8.900		<b>14.200</b>
6	74	Racea Elena Amelia	ROU	5.00	9.150		<b>14.150</b>
7	15	Crocket Julie	BEL	5.30	8.950	0.10	<b>14.150</b>
8	54	Ferlito Carlotta	ITA	5.00	9.100		<b>14.100</b>
9	73	Haidu Raluca Oana	ROU	5.00	9.150	0.10	<b>14.050</b>
10	94	Fomenko Alina	UKR	5.00	9.050		<b>14.050</b>
11	84	Catanzaro Sara	SUI	5.00	9.100	0.10	<b>14.000</b>
12	35	Francis Danusia	GBR	5.00	9.000		<b>14.000</b>
13	46	Tóth Renáta	HUN	5.00	9.000		<b>14.000</b>
14	37	Pinches Jennifer	GBR	5.20	8.750		<b>13.950</b>
15	36	Hibbert Nicole	GBR	5.30	8.700	0.10	<b>13.900</b>
16	33	Brevet Marine	FRA	5.00	8.950	0.10	<b>13.850</b>
17	20	Zaitsava Nastassia	BLR	5.00	8.900	0.10	<b>13.800</b>
18	53	Gandolfi Chiara	ITA	5.00	8.800		<b>13.800</b>
19	55	Foti Andrea	ITA	5.00	8.700		<b>13.700</b>
20	85	Diacci Jessica	SUI	4.60	9.050		<b>13.650</b>
21	61	Svilpaite Laura	LTU	4.60	9.000		<b>13.600</b>
22	22	Fuckova Nikola	CZE	4.80	8.900	0.10	<b>13.600</b>
23	19	Hurhach Aliona	BLR	5.00	8.700	0.10	<b>13.600</b>
24	32	Boumejmajen Mira	FRA	5.00	8.600		<b>13.600</b>
25	29	Nyysönen Inna	FIN	4.60	9.050	0.10	<b>13.550</b>
26	86	Steingruber Giulia	SUI	5.00	8.650	0.10	<b>13.550</b>
27	38	Baumert Désirée	GER	4.60	8.900		<b>13.500</b>
28	89	Gustafsson Ida	SWE	4.60	8.900		<b>13.500</b>
29	78	Solovyeva Tatiana	RUS	4.40	9.100	0.10	<b>13.400</b>
30	44	Divéky Luca Kata	HUN	4.40	9.000		<b>13.400</b>
31	80	Novak Fiona	SLO	4.40	8.950		<b>13.350</b>
32	45	Kapitány Olivia	HUN	4.40	8.900		<b>13.300</b>
33	64	van den Burg Lisa	NED	4.40	8.900		<b>13.300</b>
34	71	Choon Filipa	POR	4.40	8.850		<b>13.250</b>
35	13	Hämmerle Elisa	AUT	4.40	8.850		<b>13.250</b>
36	21	Salopek Ines	CRO	4.40	8.850		<b>13.250</b>







Rank	Number	Name	Country	D	E	Penalty	Result
37	91	Mutlu Demet	TUR	4.80	8.450		<b>13.250</b>
38	87	Adlerteg Johanna	SWE	4.40	8.800		<b>13.200</b>
39	75	Trenca Diana	ROU	4.40	8.750		<b>13.150</b>
40	16	Van De Velde Antje	BEL	4.40	8.750		<b>13.150</b>
41	17	Vandersteen Eline	BEL	4.40	8.800	0.10	<b>13.100</b>
42	70	Abrantes Diana	POR	4.40	8.700		<b>13.100</b>
43	92	Ozkan Ozlem	TUR	4.40	8.700		<b>13.100</b>
44	18	Ivanets Halina	BLR	4.80	8.300		<b>13.100</b>
45	40	Tolle Pia	GER	4.60	8.700	0.30	<b>13.000</b>
46	69	Zajac Ewa	POL	4.40	8.700	0.10	<b>13.000</b>
47	90	Eroglu Dila Su	TUR	4.40	8.650	0.10	<b>12.950</b>
48	31	Pietilä Reeta	FIN	4.40	8.550		<b>12.950</b>
49	25	Kirk Mathilde Emilie	DEN	4.20	8.700		<b>12.900</b>
50	49	Johannesdottir Embla	ISL	4.20	8.700		<b>12.900</b>
51	68	Biskup Aleksandra	POL	4.40	8.500		<b>12.900</b>
52	81	Sarec Rebeka	SLO	4.20	8.650		<b>12.850</b>
53	60	Nevedomskaite Greta	LTU	4.20	8.700	0.10	<b>12.800</b>
54	30	Chirinos Kaisa	FIN	4.20	8.700	0.10	<b>12.800</b>
55	14	Lamprecht Corinne	AUT	4.40	8.400		<b>12.800</b>
56	43	Tsakou Elisavet	GRE	4.40	8.400		<b>12.800</b>
57	56	Gorobeca Oksana	LAT	4.40	8.400		<b>12.800</b>
58	88	Carlsson Agnes	SWE	4.20	8.500		<b>12.700</b>
59	59	Cesnaviciute Melita	LTU	4.20	8.500		<b>12.700</b>
60	42	Trichopoulou M.	GRE	4.20	8.500		<b>12.700</b>
61	50	Jonasdottir J.	ISL	4.20	8.500		<b>12.700</b>
62	48	Mcgifford Jordain	IRL	4.20	8.500		<b>12.700</b>
63	12	Fa Katharina	AUT	4.60	8.200	0.10	<b>12.700</b>
64	96	Krejolak Nikolia	POL	4.20	8.550	0.10	<b>12.650</b>
65	41	Chapsa Athanasia	GRE	4.20	8.450		<b>12.650</b>
66	57	Putne Veronika	LAT	4.20	8.500	0.10	<b>12.600</b>
67	39	Marquard Isabelle	GER	4.20	8.450	0.10	<b>12.550</b>
68	67	Strugstad Juli	NOR	4.20	8.450	0.10	<b>12.550</b>
69	95	Kononenko Nataliya	UKR	4.00	8.600	0.10	<b>12.500</b>
70	51	Odinsdottir Tinna	ISL	4.00	8.500		<b>12.500</b>
71	11	Tunyan Ani	ARM	4.20	8.400	0.10	<b>12.500</b>
72	24	Janova Alice	CZE	4.20	8.300	0.10	<b>12.400</b>




Rank	Number	Name	Country	D	E	Penalty	Result
73	10	Derdzyan Lilit	ARM	4.20	8.250	0.10	<b>12.350</b>
74	83	Stamenkovic Jelena	SRB	4.20	8.150		<b>12.350</b>
75	93	Cherniy Yevheniya	UKR	5.00	7.450	0.30	<b>12.150</b>
76	23	Hedbavna Petra	CZE	4.00	8.100	0.10	<b>12.000</b>
77	82	Kocic Alisa	SRB	4.20	8.050	0.30	<b>11.950</b>
78	66	Nærum Haldis Sandøy	NOR	4.20	7.650		<b>11.850</b>
79	47	Clohessy Niamh	IRL	3.80	7.750	0.10	<b>11.450</b>



## WAG C II - All-Around

Rank	Number	Name	Country					Total
1	76	Komova Victoriya	RUS	14.750	14.200	14.350	14.000	<b>57.300</b>
2	74	Racea Elena Amelia	ROU	14.500	12.550	14.800	13.950	<b>55.800</b>
3	65	van Gerner Celine	NED	14.200	13.600	13.800	13.600	<b>55.200</b>
4	77	Malikova Violetta	RUS	14.400	13.800	12.550	14.050	<b>54.800</b>
5	63	Ouazzani Chahdi Naoual	NED	14.300	13.100	13.700	13.350	<b>54.450</b>
6	73	Haidu Raluca Oana	ROU	13.800	12.600	14.200	13.350	<b>53.950</b>
7	55	Foti Andrea	ITA	13.850	13.700	13.950	12.200	<b>53.700</b>
8	61	Svilpaite Laura	LTU	13.350	14.300	13.600	12.350	<b>53.600</b>
9	15	Crocket Julie	BEL	14.100	12.750	13.250	13.500	<b>53.600</b>
10	37	Pinches Jennifer	GBR	13.850	13.300	12.700	13.250	<b>53.100</b>
11	33	Brevet Marine	FRA	13.750	12.400	13.600	12.600	<b>52.350</b>
12	38	Baumert Désirée	GER	12.700	12.400	13.950	13.100	<b>52.150</b>
13	36	Hibbert Nicole	GBR	13.900	13.350	12.000	12.250	<b>51.500</b>
14	95	Kononenko Nataliya	UKR	13.100	13.000	13.300	11.550	<b>50.950</b>
15	53	Gandolfi Chiara	ITA	13.500	13.250	11.200	12.900	<b>50.850</b>
16	86	Steingruber Giulia	SUI	13.500	12.500	12.450	12.250	<b>50.700</b>
17	32	Boumejmajen Mira	FRA	12.000	13.000	13.250	12.250	<b>50.500</b>
18	89	Gustafsson Ida	SWE	13.350	12.200	12.350	12.600	<b>50.500</b>
19	85	Diacci Jessica	SUI	13.200	12.550	11.600	13.000	<b>50.350</b>
20	20	Zaitsava Nastassia	BLR	13.650	10.600	12.450	12.650	<b>49.350</b>
21	79	Belak Teja	SLO	13.500	11.650	12.150	11.900	<b>49.200</b>
22	46	Tóth Renáta	HUN	13.900	10.750	11.400	12.300	<b>48.350</b>
23	40	Tolle Pia	GER	13.200	11.400	11.050	12.500	<b>48.150</b>
24	94	Fomenko Alina	UKR	14.100	13.000	8.750	11.300	<b>47.150</b>

 WAG C III Beam

Rank	Number	Name	Country	D	E	Penalty	Result
1	74	Racea Elena Amelia	 ROU	5.90	8.750		<b>14.650</b>
2	76	Komova Victoriya	RUS	6.10	8.550		<b>14.650</b>
3	65	van Gerner Celine	NED	5.40	8.400		<b>13.800</b>
4	61	Svilpaite Laura	LTU	5.20	8.575		<b>13.775</b>
5	55	Foti Andrea	ITA	5.60	7.500		<b>13.100</b>
6	15	Crocket Julie	BEL	5.10	7.275		<b>12.375</b>
7	85	Diacci Jessica	SUI	5.30	7.000		<b>12.300</b>
8	38	Baumert Désirée	GER	5.40	6.300		<b>11.700</b>



## WAG C III Floor

Rank	Number	Name	Country	D	E	Penalty	Result
1	77	Malikova Violetta	RUS	5.50	8.625		<b>14.125</b>
2	74	Racea Elena Amelia	ROU	5.60	8.450		<b>14.050</b>
3	73	Haidu Raluca Oana	ROU	5.60	8.300		<b>13.900</b>
4	63	Ouazzani Chahdi Naoual	NED	5.20	8.525		<b>13.725</b>
5	55	Foti Andrea	ITA	5.10	8.375		<b>13.475</b>
6	76	Komova Victoriya	RUS	5.60	7.775		<b>13.375</b>
7	15	Crocket Julie	BEL	5.30	7.925		<b>13.225</b>
8	85	Diacci Jessica	SUI	5.20	7.700	0.30	<b>12.600</b>



## WAG C III Uneven Bars

Rank	Number	Name	Country	D	E	Penalty	Result
1	76	Komova Victoriya	RUS	6.30	8.700		<b>15.000</b>
2	74	Racea Elena Amelia	ROU	5.40	8.550		<b>13.950</b>
3	36	Hibbert Nicole	GBR	5.70	8.250		<b>13.950</b>
4	63	Ouazzani Chahdi Naoual	NED	5.70	8.125		<b>13.825</b>
5	55	Foti Andrea	ITA	5.50	8.300		<b>13.800</b>
6	53	Gandolfi Chiara	ITA	5.30	8.150		<b>13.450</b>
7	61	Svilpaite Laura	LTU	5.80	6.575		<b>12.375</b>
8	32	Boumejmajen Mira	FRA	5.40	6.100		<b>11.500</b>



## WAG C III Vault

Rank	Number	Name	Country	Vault	D	E	Penalty	Result	Total
1	74	Racea Elena Amelia	ROU	1	5.00	9.100	0.10	14.000	<b>14.487</b>
				2	5.80	9.175		14.975	
2	63	Ouazzani Chahdi Naoual	NED	1	5.30	9.075		14.375	<b>14.200</b>
				2	5.00	9.025		14.025	
3	76	Komova Victoriya	RUS	1	5.80	9.100	0.10	14.800	<b>14.175</b>
				2	4.80	8.850	0.10	13.550	
4	77	Malikova Violetta	RUS	1	5.80	8.875		14.675	<b>14.175</b>
				2	5.20	8.575	0.10	13.675	
5	15	Crocket Julie	BEL	1	5.30	8.675	0.10	13.875	<b>13.775</b>
				2	5.20	8.475		13.675	
6	65	van Gerner Celine	NED	1	5.30	8.650	0.10	13.850	<b>13.762</b>
				2	5.00	8.775	0.10	13.675	
7	84	Catanzaro Sara	SUI	1	5.00	8.650	0.10	13.550	<b>13.087</b>
				2	5.30	7.325		12.625	
8	79	Belak Teja	SLO	1	5.30	7.525	0.10	12.725	<b>13.087</b>
				2	5.00	8.550	0.10	13.450	

# GYMNASTICS

BOYS









Tampereen Voimistelijat















Tampereen Sisu

MAG C II - All-Around







Rank	Number	Name	Country							Total
1	161	Belyavskiy David	RUS	14.100	14.050	13.600	14.650	12.900	12.850	<b>82.150</b>
2	158	Muntean Andrei Vasile	ROU	13.600	12.600	12.050	15.600	13.550	13.250	<b>80.650</b>
3	162	Pakhomenko Igor	RUS	13.100	12.100	13.450	15.500	12.950	13.400	<b>80.500</b>
4	167	Meier Michael	SUI	13.000	12.800	13.100	15.350	13.100	12.750	<b>80.100</b>
5	127	Mackenzie Cameron	GBR	13.450	12.750	12.550	14.250	13.500	13.000	<b>79.500</b>
6	100	Davtyan Artur	ARM	13.250	13.100	12.700	14.650	13.250	12.250	<b>79.200</b>
7	173	Yermak Mykyta	UKR	13.600	12.500	13.100	14.500	13.000	12.200	<b>78.900</b>
8	102	Vardanyan Vahan	ARM	13.400	12.300	13.250	13.750	12.700	12.900	<b>78.300</b>
9	128	Oldham Sam	GBR	13.500	11.050	11.900	14.750	13.600	12.950	<b>77.750</b>
10	125	Zona Jim	FRA	13.250	12.750	12.350	15.300	13.000	10.350	<b>77.000</b>
11	144	De Vecchis Tommaso	ITA	13.100	12.800	11.500	14.600	12.300	12.650	<b>76.950</b>
12	157	Kotrong Adelin Ladislau	ROU	13.950	12.400	11.000	15.150	11.800	12.150	<b>76.450</b>
13	166	Hegi Oliver	SUI	13.500	10.850	11.100	14.650	12.700	13.300	<b>76.100</b>
14	103	Neuteleers Thomas	BEL	13.450	10.050	12.850	12.900	13.600	12.900	<b>75.750</b>
15	132	Rittschik Ivan	GER	12.750	13.150	11.750	12.050	13.650	12.300	<b>75.650</b>
16	133	Antoniadis Nikolaos	GRE	13.250	12.400	11.500	14.400	13.200	10.850	<b>75.600</b>
17	130	Hoang Viet Thao	GER	13.150	12.100	12.850	11.450	13.000	12.550	<b>75.100</b>
18	111	Valchev Velislav	BUL	12.600	10.050	12.200	13.850	12.900	12.850	<b>74.450</b>
19	123	Prost Brandon	FRA	13.350	11.250	11.600	13.100	12.300	12.550	<b>74.150</b>
20	104	Thys Tomas	BEL	13.100	9.850	12.450	15.200	12.650	10.650	<b>73.900</b>
21	121	Niva Heikki	FIN	12.800	9.550	11.600	13.750	12.950	12.000	<b>72.650</b>
22	169	Michnak Slavomir	SVK	12.850	12.800	9.850	13.100	12.550	11.300	<b>72.450</b>
23	106	Dalzheuski Pilip	BLR	12.350	11.650	12.050	13.950	12.400	9.850	<b>72.250</b>
24	136	Babos Ádám	HUN	11.700	11.350	12.050	12.950	12.850	10.800	<b>71.700</b>









Sija	Numero	Nimi	Maa							Yhteensä
1	161	Belyavskiy David	RUS	14.350	12.500	13.800	16.100	13.650	12.450	<b>82.850</b> Q
2	166	Hegi Oliver	SUI	13.600	13.200	11.900	15.050	13.700	13.450	<b>80.900</b> Q
3	158	Muntean Andrei Vasile	ROU	13.900	13.150	12.800	14.950	13.200	12.350	<b>80.350</b> Q
4	162	Pakhomenko Igor	RUS	13.450	13.500	13.600	15.550	12.050	12.050	<b>80.200</b> Q
5	167	Meier Michael	SUI	12.950	12.550	12.950	15.250	13.600	12.800	<b>80.100</b> Q
6	128	Oldham Sam	GBR	13.150	12.700	12.100	14.350	13.850	13.500	<b>79.650</b> Q
7	165	Brägger Pablo	SUI	13.700	12.450	12.950	14.700	13.350	12.200	<b>79.350</b>
8	171	Petrosian Heorhii	UKR	13.500	12.550	12.900	14.900	13.300	12.100	<b>79.250</b> Q
9	173	Yermak Mykyta	UKR	13.250	11.200	13.000	14.350	13.300	13.100	<b>78.200</b> Q
10	125	Zona Jim	FRA	13.350	12.100	12.350	15.200	12.000	13.050	<b>78.050</b> Q
11	100	Davtyan Artur	ARM	12.250	12.350	13.050	14.500	13.400	12.250	<b>77.800</b> Q
12	113	Krashias Dimitris	CYP	13.000	11.000	13.050	14.200	13.700	12.500	<b>77.450</b> Q
13	160	Andreev Mikhail	RUS	13.100	11.100	13.300	14.550	12.550	12.500	<b>77.100</b>
14	103	Neuteleers Thomas	BEL	12.350	10.950	12.500	14.400	13.800	13.050	<b>77.050</b> Q
15	127	Mackenzie Cameron	GBR	12.800	12.550	11.000	14.200	13.350	12.650	<b>76.550</b> Q
16	172	Semyankiv Maksym	UKR	13.350	12.700	12.600	13.250	13.250	11.400	<b>76.550</b>
17	102	Vardanyan Vahan	ARM	13.100	10.550	13.500	13.600	12.900	12.700	<b>76.350</b> Q
18	157	Kotrong Adelin Ladislau	ROU	13.500	11.600	11.850	15.150	12.200	12.000	<b>76.300</b> Q
19	159	Nistor Ioan Laurentiu	ROU	12.400	12.750	12.250	13.450	12.750	12.450	<b>76.050</b>
20	126	Bennett Maximilian	GBR	12.750	11.000	11.650	14.400	13.100	13.100	<b>76.000</b>
21	133	Antoniadis Nikolaos	GRE	13.050	10.600	11.950	14.300	13.300	12.350	<b>75.550</b> Q
22	144	De Vecchis Tommaso	ITA	13.150	12.300	10.350	14.400	12.350	12.900	<b>75.450</b> Q
23	123	Prost Brandon	FRA	13.200	12.200	12.050	12.850	13.100	12.050	<b>75.450</b> Q
24	136	Babos Ádám	HUN	12.300	10.800	12.400	14.050	13.550	12.000	<b>75.100</b> Q
25	132	Rittschik Ivan	GER	11.700	11.200	12.300	13.550	13.250	12.700	<b>74.700</b> Q
26	121	Niva Heikki	FIN	12.850	10.150	11.900	13.600	13.350	12.500	<b>74.350</b> Q
27	104	Thys Tomas	BEL	13.450	10.650	10.950	14.700	12.650	11.900	<b>74.300</b> Q
28	106	Dalzheuski Pilip	BLR	12.550	11.250	12.200	13.950	12.950	11.350	<b>74.250</b> Q
29	101	Tovmasyan Artur	ARM	12.350	12.100	13.000	13.400	12.000	11.350	<b>74.200</b>
30	130	Hoang Viet Thao	GER	13.250	10.100	12.750	12.300	12.950	12.550	<b>73.900</b> Q
31	111	Valchev Velislav	BUL	12.400	10.150	11.700	13.150	13.100	13.100	<b>73.600</b> R
32	169	Michnak Slavomir	SVK	12.850	11.950	11.400	13.650	11.950	11.750	<b>73.550</b> R
33	170	Arican Ferhat	TUR	11.200	11.850	12.100	14.200	12.300	11.750	<b>73.400</b> R
34	119	Abad Nestor	ESP	10.800	9.700	12.050	14.650	12.450	13.000	<b>72.650</b> R
35	145	Edalli Ludovico	ITA	12.550	9.900	12.250	13.250	12.900	11.800	<b>72.650</b>
36	150	Andreassen Håkon	NOR	12.350	10.400	10.250	14.350	13.250	12.000	<b>72.600</b>

Sija	Numero	Nimi	Maa							Yhteensä
37	135	Konstantinidis C.	GRE	12.400	9.850	12.400	13.800	12.450	11.550	<b>72.450</b>
38	156	Martins Ricardo	POR	12.550	11.400	12.200	13.250	12.550	10.500	<b>72.450</b>
39	153	Kacprzyk Konrad	POL	11.250	11.400	11.900	14.200	10.800	12.900	<b>72.450</b>
40	134	Chatziefstathiou G.	GRE	11.900	11.350	11.600	13.800	12.700	11.000	<b>72.350</b>
41	152	Skjerahaug Stian	NOR	12.000	10.600	11.350	14.100	13.150	10.900	<b>72.100</b>
42	146	Pollini Giancarlo	ITA	12.250	10.800	10.550	13.350	12.500	12.250	<b>71.700</b>
43	108	Yazhou Stanislau	BLR	13.000	9.700	12.800	12.900	12.650	10.500	<b>71.550</b>
44	117	Rydberg K.	DEN	12.050	10.000	11.600	13.300	12.950	11.400	<b>71.300</b>
45	107	Hryb Uladzislau	BLR	12.550	10.300	11.850	13.500	10.500	12.500	<b>71.200</b>
46	168	Argalas Martin	SVK	12.650	9.550	11.300	13.250	12.950	11.400	<b>71.100</b>
47	137	Tóth Levente	HUN	11.100	11.350	10.650	12.750	12.500	12.350	<b>70.700</b>
48	174	Cecot Sebastian	POL	12.550	9.550	12.200	13.550	11.900	10.750	<b>70.500</b>
49	122	Päivänen Jimi	FIN	12.450	10.200	11.850	12.600	12.050	11.000	<b>70.150</b>
50	131	Keil Christian	GER	12.350	9.700	11.100	13.500	12.050	10.950	<b>69.650</b>
51	110	Hristov Emil	BUL	12.150	9.900	10.250	14.450	12.150	10.400	<b>69.300</b>
52	142	Jochumsson Brynjar	ISL	12.350	11.500	10.700	13.800	12.150	8.650	<b>69.150</b>
53	115	Pecka Stepan	CZE	11.650	9.950	11.550	13.150	10.900	10.700	<b>67.900</b>
54	109	Filipov Vilislav	BUL	12.450	8.950	10.450	12.800	11.850	11.050	<b>67.550</b>
55	124	Szymczak Loïs	FRA	12.900	9.100	10.700	13.450	11.700	9.650	<b>67.500</b>
56	138	Vigh Péter	HUN	12.200	10.650	10.500	13.400	11.300	9.450	<b>67.500</b>
57	164	Zunko Zan	SLO	11.450	9.550	10.000	14.100	11.300	10.700	<b>67.100</b>
58	120	Holopainen Kasper	FIN	12.600	10.000	10.700	12.450	10.300	10.900	<b>66.950</b>
59	143	Weiss Kfir	ISR	12.750	8.450	10.750	13.550	11.250	9.950	<b>66.700</b>
60	139	O'Connor Christopher	IRL	11.200	11.450	10.800	13.000	12.000	8.200	<b>66.650</b>
61	155	Fragoso Francisco	POR	10.300	9.550	8.250	13.800	12.750	11.050	<b>65.700</b>
62	151	Planke Lars Joyce	NOR	12.300	5.500	11.500	13.050	11.300	11.950	<b>65.600</b>
63	112	Borosa Filip	CRO	11.400	7.950	10.600	12.250	11.450	11.700	<b>65.350</b>
64	147	Poznakovs Sergejs	LAT	12.800	4.700	11.150	13.550	11.150	11.750	<b>65.100</b>
65	141	Gunnarsson Jon Sigurdur	ISL	11.200	8.250	10.300	13.350	11.200	10.750	<b>65.050</b>
66	149	Crovetto Kevin	MON	11.600	10.050	9.900	14.150	12.200	6.650	<b>64.550</b>
67	163	Mauric Primoz	SLO	11.800	8.400	9.600	12.500	11.750	10.250	<b>64.300</b>
68	105	Verbaeys Jimmy	BEL	12.950	12.450	11.900	0.000	12.900	12.150	<b>62.350</b>
69	116	Seidl Filip	CZE	11.200	8.350	9.850	11.950	11.450	8.650	<b>61.450</b>
70	114	Pazdera Martin	CZE	11.900	8.950	8.850	10.250	10.900	10.250	<b>61.100</b>
71	140	Davidsson Diego S.	ISL	11.150	4.200	10.750	12.750	11.800	9.000	<b>59.650</b>
72	154	Kielbik Piotr	POL	12.700	10.700	11.900	0.000	11.300	11.700	<b>58.300</b>







## MAG C I - Moniottelu







Sija	Numero	Nimi	Maa							Yhteensä
73	148	Krstevski Ivan	MKD	10.250	7.950	10.500	12.200	8.900	5.850	<b>55.650</b>
74	118	Wagner James Oliver	DEN	11.400	9.100	4.750	12.150	12.400	4.750	<b>54.550</b>
75	129	Kharabadze Mikheil	GEO		11.850			12.150		<b>24.000</b>

## MAG C I - CI - Team







Rank	Team							Total
1	RUS - Russia	27,800	26,000	27,400	31,650	26,200	24,950	<b>164,000</b>
2	SUI - Switzerland	27,300	25,750	25,900	30,300	27,300	26,250	<b>162,800</b>
3	ROU - Romania	27,400	25,900	25,050	30,100	25,950	24,800	<b>159,200</b>
4	UKR - Ukraine	26,850	25,250	25,900	29,250	26,600	25,200	<b>159,050</b>
5	GBR - Great Britain	25,950	25,250	23,750	28,750	27,200	26,600	<b>157,500</b>
6	ARM - Armenia	25,450	24,450	26,550	28,100	26,300	24,950	<b>155,800</b>
7	BEL - Belgium	26,400	23,400	24,400	29,100	26,700	25,200	<b>155,200</b>
8	FRA - France	26,550	24,300	24,400	28,650	25,100	25,100	<b>154,100</b>
9	GER - Germany	25,600	21,300	25,050	27,050	26,200	25,250	<b>150,450</b>
10	ITA - Italy	25,700	23,100	22,800	27,750	25,400	25,150	<b>149,900</b>
11	BLR - Belarus	25,550	21,550	25,000	27,450	25,600	23,850	<b>149,000</b>
12	GRE - Greece	25,450	21,950	24,350	28,100	26,000	23,900	<b>148,750</b> pen. -1.0
13	HUN - Hungary	24,500	22,150	23,050	27,450	26,050	24,350	<b>147,550</b>
14	NOR - Norway	24,650	21,000	22,850	28,450	26,400	23,950	<b>147,300</b>
15	POL - Poland	25,250	22,100	24,100	27,750	23,200	24,600	<b>147,000</b>
16	FIN - Finland	25,450	20,350	23,750	26,200	25,400	23,500	<b>144,650</b>
17	SVK - Slovakia	25,500	21,500	22,700	26,900	24,900	23,150	<b>144,650</b>
18	BUL - Bulgaria	24,850	20,050	22,150	27,600	25,250	24,150	<b>144,050</b>
19	POR - Portugal	22,850	20,950	20,450	27,050	25,300	21,550	<b>138,150</b>
20	ISL - Iceland	23,550	19,750	21,450	27,150	23,950	19,750	<b>135,600</b>
21	CZE - Czech Republic	23,550	18,900	21,400	25,100	22,350	20,950	<b>132,250</b>
22	SLO - Slovenia	23,250	17,950	19,600	26,600	23,050	20,950	<b>131,400</b>
23	DEN - Denmark	23,450	19,100	16,350	25,450	25,350	16,150	<b>125,850</b>









Rank	Team							Total
<b>1</b>	<b>RUS - Russia</b>	<b>27,800 (1)</b>	<b>26,000 (1)</b>	<b>27,400 (1)</b>	<b>31,650 (1)</b>	<b>26,200 (7)</b>	<b>24,950 (8)</b>	<b>164,000</b>
160	Andreev Mikhail	13,100	11,100	13,300	14,550	12,550	12,500	77,100 (13)
161	Belyavskiy David	14,350	12,500	13,800	16,100	13,650	12,450	82,850 (1)
162	Pakhomenko Igor	13,450	13,500	13,600	15,550	12,050	12,050	80,200 (4)
<b>2</b>	<b>SUI - Switzerland</b>	<b>27,300 (3)</b>	<b>25,750 (3)</b>	<b>25,900 (3)</b>	<b>30,300 (2)</b>	<b>27,300 (1)</b>	<b>26,250 (2)</b>	<b>162,800</b>
165	Brägger Pablo	13,700	12,450	12,950	14,700	13,350	12,200	79,350 (7)
166	Hegi Oliver	13,600	13,200	11,900	15,050	13,700	13,450	80,900 (2)
167	Meier Michael	12,950	12,550	12,950	15,250	13,600	12,800	80,100 (5)
<b>3</b>	<b>ROU - Romania</b>	<b>27,400 (2)</b>	<b>25,900 (2)</b>	<b>25,050 (5)</b>	<b>30,100 (3)</b>	<b>25,950 (11)</b>	<b>24,800 (10)</b>	<b>159,200</b>
157	Kotrong Adelin Ladislau	13,500	11,600	11,850	15,150	12,200	12,000	76,300 (18)
158	Muntean Andrei Vasile	13,900	13,150	12,800	14,950	13,200	12,350	80,350 (3)
159	Nistor Ioan Laurentiu	12,400	12,750	12,250	13,450	12,750	12,450	76,050 (19)
<b>4</b>	<b>UKR - Ukraine</b>	<b>26,850 (4)</b>	<b>25,250 (4)</b>	<b>25,900 (3)</b>	<b>29,250 (4)</b>	<b>26,600 (4)</b>	<b>25,200 (5)</b>	<b>159,050</b>
171	Petrosian Heorhii	13,500	12,550	12,900	14,900	13,300	12,100	79,250 (8)
172	Semyankiv Maksym	13,350	12,700	12,600	13,250	13,250	11,400	76,550 (16)
173	Yermak Mykyta	13,250	11,200	13,000	14,350	13,300	13,100	78,200 (9)
<b>5</b>	<b>GBR - Great Britain</b>	<b>25,950 (7)</b>	<b>25,250 (4)</b>	<b>23,750 (12)</b>	<b>28,750 (6)</b>	<b>27,200 (2)</b>	<b>26,600 (1)</b>	<b>157,500</b>
126	Bennett Maximillian	12,750	11,000	11,650	14,400	13,100	13,100	76,000 (20)
127	Mackenzie Cameron	12,800	12,550	11,000	14,200	13,350	12,650	76,550 (15)
128	Oldham Sam	13,150	12,700	12,100	14,350	13,850	13,500	79,650 (6)
<b>6</b>	<b>ARM - Armenia</b>	<b>25,450 (13)</b>	<b>24,450 (6)</b>	<b>26,550 (2)</b>	<b>28,100 (9)</b>	<b>26,300 (6)</b>	<b>24,950 (8)</b>	<b>155,800</b>
100	Davtyan Artur	12,250	12,350	13,050	14,500	13,400	12,250	77,800 (11)
101	Tovmasyan Artur	12,350	12,100	13,000	13,400	12,000	11,350	74,200 (29)
102	Vardanyan Vahan	13,100	10,550	13,500	13,600	12,900	12,700	76,350 (17)
<b>7</b>	<b>BEL - Belgium</b>	<b>26,400 (6)</b>	<b>23,400 (8)</b>	<b>24,400 (8)</b>	<b>29,100 (5)</b>	<b>26,700 (3)</b>	<b>25,200 (4)</b>	<b>155,200</b>
103	Neuteleers Thomas	12,350	10,950	12,500	14,400	13,800	13,050	77,050 (14)
104	Thys Tomas	13,450	10,650	10,950	14,700	12,650	11,900	74,300 (27)
105	Verbaeys Jimmy	12,950	12,450	11,900		12,900	12,150	62,350 (68)

Rank	Team							Total
<b>8</b>	<b>FRA - France</b>	<b>26,550 (5)</b>	<b>24,300 (7)</b>	<b>24,400 (8)</b>	<b>28,650 (7)</b>	<b>25,100 (18)</b>	<b>25,100 (7)</b>	<b>154,100</b>
123	Prost Brandon	13,200	12,200	12,050	12,850	13,100	12,050	75,450 (23)
124	Szymczak Lois	12,900	9,100	10,700	13,450	11,700	9,650	67,500 (55)
125	Zona Jim	13,350	12,100	12,350	15,200	12,000	13,050	78,050 (10)
<b>9</b>	<b>GER - Germany</b>	<b>25,600 (9)</b>	<b>21,300 (15)</b>	<b>25,050 (5)</b>	<b>27,050 (17)</b>	<b>26,200 (8)</b>	<b>25,250 (3)</b>	<b>150,450</b>
130	Hoang Viet Thao	13,250	10,100	12,750	12,300	12,950	12,550	73,900 (30)
131	Keil Christian	12,350	9,700	11,100	13,500	12,050	10,950	69,650 (50)
132	Rittschik Ivan	11,700	11,200	12,300	13,550	13,250	12,700	74,700 (25)
<b>10</b>	<b>ITA - Italy</b>	<b>25,700 (8)</b>	<b>23,100 (9)</b>	<b>22,800 (16)</b>	<b>27,750 (11)</b>	<b>25,400 (13)</b>	<b>25,150 (6)</b>	<b>149,900</b>
144	De Vecchis Tommaso	13,150	12,300	10,350	14,400	12,350	12,900	75,450 (22)
145	Edalli Ludovico	12,550	9,900	12,250	13,250	12,900	11,800	72,650 (35)
146	Pollini Giancarlo	12,250	10,800	10,550	13,350	12,500	12,250	71,700 (42)
<b>11</b>	<b>BLR - Belarus</b>	<b>25,550 (10)</b>	<b>21,550 (13)</b>	<b>25,000 (7)</b>	<b>27,450 (15)</b>	<b>25,600 (12)</b>	<b>23,850 (16)</b>	<b>149,000</b>
106	Dalzhouski Pilip	12,550	11,250	12,200	13,950	12,950	11,350	74,250 (28)
107	Hryb Uladzislau	12,550	10,300	11,850	13,500	10,500	12,500	71,200 (45)
108	Yazhou Stanislau	13,000	9,700	12,800	12,900	12,650	10,500	71,550 (43)
<b>12</b>	<b>GRE - Greece</b>	<b>25,450 (12)</b>	<b>21,950 (12)</b>	<b>24,350 (10)</b>	<b>28,100 (9)</b>	<b>26,000 (10)</b>	<b>23,900 (15)</b>	<b>148,750 pen.-1.0</b>
133	Antoniadis Nikolaos	13,050	10,600	11,950	14,300	13,300	12,350	75,550 (21)
134	Chatziefstathiou G.	11,900	11,350	11,600	13,800	12,700	11,000	72,350 (40)
135	Konstantinidis C.	12,400	9,850	12,400	13,800	12,450	11,550	72,450 (37)
<b>13</b>	<b>HUN - Hungary</b>	<b>24,500 (18)</b>	<b>22,150 (10)</b>	<b>23,050 (14)</b>	<b>27,450 (14)</b>	<b>26,050 (9)</b>	<b>24,350 (12)</b>	<b>147,550</b>
136	Babos Ádám	12,300	10,800	12,400	14,050	13,550	12,000	75,100 (24)
137	Tóth Levente	11,100	11,350	10,650	12,750	12,500	12,350	70,700 (47)
138	Vigh Péter	12,200	10,650	10,500	13,400	11,300	9,450	67,500 (56)
<b>14</b>	<b>NOR - Norway</b>	<b>24,650 (17)</b>	<b>21,000 (16)</b>	<b>22,850 (15)</b>	<b>28,450 (8)</b>	<b>26,400 (5)</b>	<b>23,950 (14)</b>	<b>147,300</b>
150	Andreassen Håkon	12,350	10,400	10,250	14,350	13,250	12,000	72,600 (36)
151	Planke Lars Joyce	12,300	5,500	11,500	13,050	11,300	11,950	65,600 (62)
152	Skjerahaug Stian	12,000	10,600	11,350	14,100	13,150	10,900	72,100 (41)





Rank	Team							Total
<b>15</b>	<b>POL - Poland</b>	<b>25,250 (15)</b>	<b>22,100 (11)</b>	<b>24,100 (11)</b>	<b>27,750 (11)</b>	<b>23,200 (21)</b>	<b>24,600 (11)</b>	<b>147,000</b>
153	Kacprzyk Konrad	11,250	11,400	11,900	14,200	10,800	12,900	72,450 (39)
154	Kielbik Piotr	12,700	10,700	11,900		11,300	11,700	58,300 (72)
174	Cecot Sebastian	12,550	9,550	12,200	13,550	11,900	10,750	70,500 (48)
<b>16</b>	<b>FIN - Finland</b>	<b>25,450 (13)</b>	<b>20,350 (18)</b>	<b>23,750 (12)</b>	<b>26,200 (21)</b>	<b>25,400 (13)</b>	<b>23,500 (17)</b>	<b>144,650</b>
120	Holopainen Kasper	12,600	10,000	10,700	12,450	10,300	10,900	66,950 (58)
121	Niva Heikki	12,850	10,150	11,900	13,600	13,350	12,500	74,350 (26)
122	Päivänen Jimi	12,450	10,200	11,850	12,600	12,050	11,000	70,150 (49)
<b>17</b>	<b>SVK - Slovakia</b>	<b>25,500 (11)</b>	<b>21,500 (14)</b>	<b>22,700 (17)</b>	<b>26,900 (19)</b>	<b>24,900 (19)</b>	<b>23,150 (18)</b>	<b>144,650</b>
168	Argalas Martin	12,650	9,550	11,300	13,250	12,950	11,400	71,100 (46)
169	Michnak Slavomir	12,850	11,950	11,400	13,650	11,950	11,750	73,550 (32)
<b>18</b>	<b>BUL - Bulgaria</b>	<b>24,850 (16)</b>	<b>20,050 (19)</b>	<b>22,150 (18)</b>	<b>27,600 (13)</b>	<b>25,250 (17)</b>	<b>24,150 (13)</b>	<b>144,050</b>
109	Filipov Vilislav	12,450	8,950	10,450	12,800	11,850	11,050	67,550 (54)
110	Hristov Emil	12,150	9,900	10,250	14,450	12,150	10,400	69,300 (51)
111	Valchev Velislav	12,400	10,150	11,700	13,150	13,100	13,100	73,600 (31)
<b>19</b>	<b>POR - Portugal</b>	<b>22,850 (23)</b>	<b>20,950 (17)</b>	<b>20,450 (21)</b>	<b>27,050 (17)</b>	<b>25,300 (16)</b>	<b>21,550 (19)</b>	<b>138,150</b>
155	Fragoso Francisco	10,300	9,550	8,250	13,800	12,750	11,050	65,700 (61)
156	Martins Ricardo	12,550	11,400	12,200	13,250	12,550	10,500	72,450 (38)
<b>20</b>	<b>ISL - Iceland</b>	<b>23,550 (20)</b>	<b>19,750 (20)</b>	<b>21,450 (19)</b>	<b>27,150 (16)</b>	<b>23,950 (20)</b>	<b>19,750 (22)</b>	<b>135,600</b>
140	Davidsson Diego S.	11,150	4,200	10,750	12,750	11,800	9,000	59,650 (71)
141	Gunnarsson Jon Sigurdur	11,200	8,250	10,300	13,350	11,200	10,750	65,050 (65)
142	Jochumsson Brynjar	12,350	11,500	10,700	13,800	12,150	8,650	69,150 (52)
<b>21</b>	<b>CZE - Czech Republic</b>	<b>23,550 (19)</b>	<b>18,900 (22)</b>	<b>21,400 (20)</b>	<b>25,100 (23)</b>	<b>22,350 (23)</b>	<b>20,950 (20)</b>	<b>132,250</b>
114	Pazdera Martin	11,900	8,950	8,850	10,250	10,900	10,250	61,100 (70)
115	Pecka Stepan	11,650	9,950	11,550	13,150	10,900	10,700	67,900 (53)
116	Seidl Filip	11,200	8,350	9,850	11,950	11,450	8,650	61,450 (69)
<b>22</b>	<b>SLO - Slovenia</b>	<b>23,250 (22)</b>	<b>17,950 (23)</b>	<b>19,600 (22)</b>	<b>26,600 (20)</b>	<b>23,050 (22)</b>	<b>20,950 (20)</b>	<b>131,400</b>
163	Mauric Primoz	11,800	8,400	9,600	12,500	11,750	10,250	64,300 (67)
164	Zunko Zan	11,450	9,550	10,000	14,100	11,300	10,700	67,100 (57)

MAG C I - CI - Team

Rank	Team							Total
<b>23</b>	<b>DEN - Denmark</b>	<b>23,450 (21)</b>	<b>19,100 (21)</b>	<b>16,350 (23)</b>	<b>25,450 (22)</b>	<b>25,350 (15)</b>	<b>16,150 (23)</b>	<b>125,850</b>
117	Rydberg K.	12,050	10,000	11,600	13,300	12,950	11,400	71,300 (44)
118	Wagner James Oliver	11,400	9,100	4,750	12,150	12,400	4,750	54,550 (74)

 MAG C III Floor

Rank	Number	Name	Country	D	E	Penalty	Result
1	161	Belyavskiy David	RUS	5.40	8.825		<b>14.225</b>
2	158	Muntean Andrei Vasile	ROU	5.30	8.750		<b>14.050</b>
3	165	Brägger Pablo	SUI	5.20	8.450		<b>13.650</b>
4	162	Pakhomenko Igor	RUS	5.30	8.300		<b>13.600</b>
5	157	Kotrong Adelin Ladislau	ROU	5.50	8.050		<b>13.550</b>
6	104	Thys Tomas	BEL	4.90	8.325		<b>13.225</b>
7	166	Hegi Oliver	SUI	5.10	7.900		<b>13.000</b>
8	125	Zona Jim	FRA	4.90	7.550	0.30	<b>12.150</b>





Rank	Number	Name	Country	D	E	Penalty	Result
1	161	Belyavskiy David	RUS	5.40	8.950		<b>14.350</b> Q
2	158	Muntean Andrei Vasile	ROU	5.30	8.600		<b>13.900</b> Q
3	165	Brägger Pablo	SUI	5.10	8.600		<b>13.700</b> Q
4	166	Hegi Oliver	SUI	5.10	8.500		<b>13.600</b> Q
5	171	Petrosian Heorhii	UKR	5.00	8.500		<b>13.500</b> Q
6	157	Kotrong Adelin Ladislau	ROU	5.40	8.200	0.10	<b>13.500</b> Q
7	104	Thys Tomas	BEL	4.90	8.550		<b>13.450</b> Q
8	162	Pakhomenko Igor	RUS	5.30	8.150		<b>13.450</b> Q
9	125	Zona Jim	FRA	4.90	8.450		<b>13.350</b> R
10	172	Semyankiv Maksym	UKR	5.00	8.350		<b>13.350</b> R
11	130	Hoang Viet Thao	GER	4.70	8.550		<b>13.250</b> R
12	173	Yermak Mykyta	UKR	5.00	8.250		<b>13.250</b>
13	123	Prost Brandon	FRA	4.60	8.700	0.10	<b>13.200</b>
14	144	De Vecchis Tommaso	ITA	4.20	8.950		<b>13.150</b>
15	128	Oldham Sam	GBR	5.00	8.550	0.40	<b>13.150</b>
16	102	Vardanyan Vahan	ARM	4.30	8.800		<b>13.100</b>
17	160	Andreev Mikhail	RUS	4.80	8.300		<b>13.100</b>
18	133	Antoniadis Nikolaos	GRE	4.70	8.350		<b>13.050</b>
19	108	Yazhou Stanislau	BLR	4.50	8.500		<b>13.000</b>
20	113	Krashias Dimitris	CYP	4.70	8.300		<b>13.000</b>
21	105	Verbaeys Jimmy	BEL	4.80	8.150		<b>12.950</b>
22	167	Meier Michael	SUI	5.00	7.950		<b>12.950</b>
23	124	Szymczak Loïs	FRA	4.30	8.600		<b>12.900</b>
24	121	Niva Heikki	FIN	4.40	8.450		<b>12.850</b>
25	169	Michnak Slavomir	SVK	4.50	8.350		<b>12.850</b>
26	147	Poznakovs Sergejs	LAT	4.50	8.300		<b>12.800</b>
27	127	Mackenzie Cameron	GBR	4.70	8.100		<b>12.800</b>
28	126	Bennett Maximillian	GBR	4.50	8.250		<b>12.750</b>
29	143	Weiss Kfir	ISR	4.90	7.850		<b>12.750</b>
30	154	Kielbik Piotr	POL	4.20	8.500		<b>12.700</b>
31	168	Argalas Martin	SVK	4.00	8.650		<b>12.650</b>
32	120	Holopainen Kasper	FIN	4.20	8.400		<b>12.600</b>
33	106	Dalzheuski Pilip	BLR	4.10	8.650	0.20	<b>12.550</b>
34	174	Cecot Sebastian	POL	4.20	8.350		<b>12.550</b>
35	145	Edalli Ludovico	ITA	4.30	8.250		<b>12.550</b>
36	156	Martins Ricardo	POR	4.40	8.150		<b>12.550</b>





Rank	Number	Name	Country	D	E	Penalty	Result
37	107	Hryb Uladzislau	BLR	4.50	8.050		<b>12.550</b>
38	122	Päivänen Jimi	FIN	4.00	8.450		<b>12.450</b>
39	109	Filipov Vilislav	BUL	4.70	7.750		<b>12.450</b>
40	135	Konstantinidis C.	GRE	4.50	7.900		<b>12.400</b>
41	111	Valchev Velislav	BUL	4.60	7.800		<b>12.400</b>
42	159	Nistor Ioan Laurentiu	ROU	4.80	7.700	0.10	<b>12.400</b>
43	101	Tovmasyan Artur	ARM	4.20	8.150		<b>12.350</b>
44	131	Keil Christian	GER	4.40	7.950		<b>12.350</b>
45	142	Jochumsson Brynjar	ISL	4.40	7.950		<b>12.350</b>
46	103	Neuteleers Thomas	BEL	5.00	7.350		<b>12.350</b>
47	150	Andreassen Håkon	NOR	5.10	7.250		<b>12.350</b>
48	151	Planke Lars Joyce	NOR	4.30	8.000		<b>12.300</b>
49	136	Babos Ádám	HUN	4.90	7.700	0.30	<b>12.300</b>
50	146	Pollini Giancarlo	ITA	4.30	7.950		<b>12.250</b>
51	100	Davtyan Artur	ARM	4.30	7.950		<b>12.250</b>
52	138	Vigh Péter	HUN	3.80	8.500	0.10	<b>12.200</b>
53	110	Hristov Emil	BUL	4.40	7.750		<b>12.150</b>
54	117	Rydberg K.	DEN	4.40	7.750	0.10	<b>12.050</b>
55	152	Skjerahaug Stian	NOR	4.50	7.500		<b>12.000</b>
56	114	Pazdera Martin	CZE	3.70	8.200		<b>11.900</b>
57	134	Chatziefstathiou G.	GRE	4.50	7.400		<b>11.900</b>
58	163	Mauric Primoz	SLO	3.90	7.900		<b>11.800</b>
59	132	Rittschik Ivan	GER	5.00	6.800	0.10	<b>11.700</b>
60	115	Pecka Stepan	CZE	4.00	7.650		<b>11.650</b>
61	149	Crovetto Kevin	MON	3.90	7.900	0.20	<b>11.600</b>
62	164	Zunko Zan	SLO	4.20	7.550	0.30	<b>11.450</b>
63	118	Wagner James Oliver	DEN	3.90	7.500		<b>11.400</b>
64	112	Borosa Filip	CRO	5.00	6.700	0.30	<b>11.400</b>
65	153	Kacprzyk Konrad	POL	4.50	6.750		<b>11.250</b>
66	116	Seidl Filip	CZE	3.20	8.000		<b>11.200</b>
67	141	Gunnarsson Jon Sigurdur	ISL	3.50	7.700		<b>11.200</b>
68	139	O'Connor Christopher	IRL	3.50	7.700		<b>11.200</b>
69	170	Arican Ferhat	TUR	4.70	6.600	0.10	<b>11.200</b>
70	140	Davidsson Diego S.	ISL	4.20	7.250	0.30	<b>11.150</b>
71	137	Tóth Levente	HUN	4.30	6.800		<b>11.100</b>
72	119	Abad Nestor	ESP	4.80	6.000		<b>10.800</b>



MAG C I - Floor

Rank	Number	Name	Country	D	E	Penalty	Result
73	155	Fragoso Francisco	POR	4.80	5.900	0.40	<b>10.300</b>
74	148	Krsteovski Ivan	MKD	3.10	7.450	0.30	<b>10.250</b>




MAG C III High Bar

Rank	Number	Name	Country	D	E	Penalty	Result
1	126	Bennett Maximillian	GBR	5.00	8.350		<b>13.350</b>
2	111	Valchev Velislav	BUL	5.00	8.200		<b>13.200</b>
3	166	Hegi Oliver	SUI	4.70	8.350		<b>13.050</b>
4	173	Yermak Mykyta	UKR	4.60	7.050		<b>11.650</b>
5	128	Oldham Sam	GBR	4.00	7.200		<b>11.200</b>
6	103	Neuteleers Thomas	BEL	3.40	7.475		<b>10.875</b>
7	119	Abad Nestor	ESP	5.00	5.300		<b>10.300</b>
8	125	Zona Jim	FRA	3.40	6.700		<b>10.100</b>




Rank	Number	Name	Country	D	E	Penalty	Result
1	128	Oldham Sam	GBR	4.80	8.700		<b>13.500</b> Q
2	166	Hegi Oliver	SUI	4.70	8.750		<b>13.450</b> Q
3	126	Bennett Maximillian	GBR	4.60	8.500		<b>13.100</b> Q
4	173	Yermak Mykyta	UKR	4.70	8.400		<b>13.100</b> Q
5	111	Valchev Velislav	BUL	5.00	8.100		<b>13.100</b> Q
6	103	Neuteleers Thomas	BEL	4.40	8.650		<b>13.050</b> Q
7	125	Zona Jim	FRA	5.10	7.950		<b>13.050</b> Q
8	119	Abad Nestor	ESP	5.00	8.000		<b>13.000</b> Q
9	153	Kacprzyk Konrad	POL	4.30	8.600		<b>12.900</b> R
10	144	De Vecchis Tommaso	ITA	4.90	8.000		<b>12.900</b> R
11	167	Meier Michael	SUI	4.20	8.600		<b>12.800</b> R
12	102	Vardanyan Vahan	ARM	4.10	8.600		<b>12.700</b>
13	132	Rittschik Ivan	GER	4.80	7.900		<b>12.700</b>
14	127	Mackenzie Cameron	GBR	4.20	8.450		<b>12.650</b>
15	130	Hoang Viet Thao	GER	4.10	8.450		<b>12.550</b>
16	121	Niva Heikki	FIN	3.90	8.600		<b>12.500</b>
17	107	Hryb Uladzislau	BLR	4.50	8.000		<b>12.500</b>
18	160	Andreev Mikhail	RUS	4.60	7.900		<b>12.500</b>
19	113	Krashias Dimitris	CYP	5.20	7.300		<b>12.500</b>
20	159	Nistor Ioan Laurentiu	ROU	5.00	7.450		<b>12.450</b>
21	161	Belyavskiy David	RUS	5.30	7.150		<b>12.450</b>
22	133	Antoniadis Nikolaos	GRE	4.60	7.750		<b>12.350</b>
23	137	Tóth Levente	HUN	4.60	7.750		<b>12.350</b>
24	158	Muntean Andrei Vasile	ROU	4.70	7.650		<b>12.350</b>
25	100	Davtyan Artur	ARM	3.80	8.450		<b>12.250</b>
26	146	Pollini Giancarlo	ITA	4.60	7.650		<b>12.250</b>
27	165	Brägger Pablo	SUI	4.60	7.600		<b>12.200</b>
28	105	Verbaeys Jimmy	BEL	4.70	7.450		<b>12.150</b>
29	171	Petrosian Heorhii	UKR	4.40	7.700		<b>12.100</b>
30	123	Prost Brandon	FRA	4.50	7.550		<b>12.050</b>
31	162	Pakhomenko Igor	RUS	5.40	6.650		<b>12.050</b>
32	150	Andreassen Håkon	NOR	3.80	8.200		<b>12.000</b>
33	136	Babos Ádám	HUN	4.20	7.800		<b>12.000</b>
34	157	Kotrong Adelin Ladislau	ROU	4.60	7.400		<b>12.000</b>
35	151	Planke Lars Joyce	NOR	3.60	8.350		<b>11.950</b>
36	104	Thys Tomas	BEL	3.80	8.100		<b>11.900</b>





Rank	Number	Name	Country	D	E	Penalty	Result
37	145	Edalli Ludovico	ITA	4.50	7.300		<b>11.800</b>
38	147	Poznakovs Sergejs	LAT	3.40	8.350		<b>11.750</b>
39	169	Michnak Slavomir	SVK	3.70	8.050		<b>11.750</b>
40	170	Arican Ferhat	TUR	4.50	7.250		<b>11.750</b>
41	112	Borosa Filip	CRO	4.00	7.700		<b>11.700</b>
42	154	Kielbik Piotr	POL	4.10	7.600		<b>11.700</b>
43	135	Konstantinidis C.	GRE	3.20	8.350		<b>11.550</b>
44	117	Rydberg K.	DEN	3.30	8.100		<b>11.400</b>
45	168	Argalas Martin	SVK	3.60	7.800		<b>11.400</b>
46	172	Semyankiv Maksym	UKR	4.60	6.800		<b>11.400</b>
47	106	Dalzheuski Pilip	BLR	2.40	8.950		<b>11.350</b>
48	101	Tovmasyan Artur	ARM	3.70	7.650		<b>11.350</b>
49	155	Fragoso Francisco	POR	3.30	7.750		<b>11.050</b>
50	109	Filipov Vilislav	BUL	3.30	7.750		<b>11.050</b>
51	122	Päivänen Jimi	FIN	3.10	7.900		<b>11.000</b>
52	134	Chatziefstathiou G.	GRE	3.90	7.100		<b>11.000</b>
53	131	Keil Christian	GER	3.90	7.050		<b>10.950</b>
54	120	Holopainen Kasper	FIN	3.10	7.800		<b>10.900</b>
55	152	Skjerahaug Stian	NOR	3.80	7.100		<b>10.900</b>
56	141	Gunnarsson Jon Sigurdur	ISL	3.00	7.750		<b>10.750</b>
57	174	Cecot Sebastian	POL	3.90	6.850		<b>10.750</b>
58	115	Pecka Stepan	CZE	2.30	8.400		<b>10.700</b>
59	164	Zunko Zan	SLO	3.30	7.400		<b>10.700</b>
60	108	Yazhou Stanislau	BLR	3.60	6.900		<b>10.500</b>
61	156	Martins Ricardo	POR	3.70	6.800		<b>10.500</b>
62	110	Hristov Emil	BUL	2.80	7.600		<b>10.400</b>
63	163	Mauric Primoz	SLO	2.20	8.050		<b>10.250</b>
64	114	Pazdera Martin	CZE	2.20	8.050		<b>10.250</b>
65	143	Weiss Kfir	ISR	3.30	6.650		<b>9.950</b>
66	124	Szymczak Loïs	FRA	3.50	6.150		<b>9.650</b>
67	138	Vigh Péter	HUN	4.10	5.350		<b>9.450</b>
68	140	Davidsson Diego S.	ISL	2.70	6.300		<b>9.000</b>
69	116	Seidl Filip	CZE	2.20	6.450		<b>8.650</b>
70	142	Jochumsson Brynjar	ISL	2.60	6.050		<b>8.650</b>
71	139	O'Connor Christopher	IRL	2.90	5.300		<b>8.200</b>
72	149	Crovetto Kevin	MON	3.10	3.550		<b>6.650</b>

Rank	Number	Name	Country	D	E	Penalty	Result
73	148	Krstevski Ivan	MKD	2.10	4.050	0.30	<b>5.850</b>
74	118	Wagner James Oliver	DEN	2.10	2.650		<b>4.750</b>



---

---

---

---

---

---

---

---

---

---

---

---

---

---

---

---

---

---

---

---

---

---

---

---

---


---

---

---

---

---






Rank	Number	Name	Country	D	E	Penalty	Result
1	128	Oldham Sam	GBR	4.80	8.700		<b>13.500</b> Q
2	166	Hegi Oliver	SUI	4.70	8.750		<b>13.450</b> Q
3	126	Bennett Maximillian	GBR	4.60	8.500		<b>13.100</b> Q
4	173	Yermak Mykyta	UKR	4.70	8.400		<b>13.100</b> Q
5	111	Valchev Velislav	BUL	5.00	8.100		<b>13.100</b> Q
6	103	Neuteleers Thomas	BEL	4.40	8.650		<b>13.050</b> Q
7	125	Zona Jim	FRA	5.10	7.950		<b>13.050</b> Q
8	119	Abad Nestor	ESP	5.00	8.000		<b>13.000</b> Q
9	153	Kacprzyk Konrad	POL	4.30	8.600		<b>12.900</b> R
10	144	De Vecchis Tommaso	ITA	4.90	8.000		<b>12.900</b> R
11	167	Meier Michael	SUI	4.20	8.600		<b>12.800</b> R
12	102	Vardanyan Vahan	ARM	4.10	8.600		<b>12.700</b>
13	132	Rittschik Ivan	GER	4.80	7.900		<b>12.700</b>
14	127	Mackenzie Cameron	GBR	4.20	8.450		<b>12.650</b>
15	130	Hoang Viet Thao	GER	4.10	8.450		<b>12.550</b>
16	121	Niva Heikki	FIN	3.90	8.600		<b>12.500</b>
17	107	Hryb Uladzislau	BLR	4.50	8.000		<b>12.500</b>
18	160	Andreev Mikhail	RUS	4.60	7.900		<b>12.500</b>
19	113	Krashias Dimitris	CYP	5.20	7.300		<b>12.500</b>
20	159	Nistor Ioan Laurentiu	ROU	5.00	7.450		<b>12.450</b>
21	161	Belyavskiy David	RUS	5.30	7.150		<b>12.450</b>
22	133	Antoniadis Nikolaos	GRE	4.60	7.750		<b>12.350</b>
23	137	Tóth Levente	HUN	4.60	7.750		<b>12.350</b>
24	158	Muntean Andrei Vasile	ROU	4.70	7.650		<b>12.350</b>
25	100	Davtyan Artur	ARM	3.80	8.450		<b>12.250</b>
26	146	Pollini Giancarlo	ITA	4.60	7.650		<b>12.250</b>
27	165	Brägger Pablo	SUI	4.60	7.600		<b>12.200</b>
28	105	Verbaeys Jimmy	BEL	4.70	7.450		<b>12.150</b>
29	171	Petrosian Heorhii	UKR	4.40	7.700		<b>12.100</b>
30	123	Prost Brandon	FRA	4.50	7.550		<b>12.050</b>
31	162	Pakhomenko Igor	RUS	5.40	6.650		<b>12.050</b>
32	150	Andreassen Håkon	NOR	3.80	8.200		<b>12.000</b>
33	136	Babos Ádám	HUN	4.20	7.800		<b>12.000</b>
34	157	Kotrong Adelin Ladislau	ROU	4.60	7.400		<b>12.000</b>
35	151	Planke Lars Joyce	NOR	3.60	8.350		<b>11.950</b>
36	104	Thys Tomas	BEL	3.80	8.100		<b>11.900</b>



Rank	Number	Name	Country	D	E	Penalty	Result
37	145	Edalli Ludovico	ITA	4.50	7.300		<b>11.800</b>
38	147	Poznakovs Sergejs	LAT	3.40	8.350		<b>11.750</b>
39	169	Michnak Slavomir	SVK	3.70	8.050		<b>11.750</b>
40	170	Arican Ferhat	TUR	4.50	7.250		<b>11.750</b>
41	112	Borosa Filip	CRO	4.00	7.700		<b>11.700</b>
42	154	Kielbik Piotr	POL	4.10	7.600		<b>11.700</b>
43	135	Konstantinidis C.	GRE	3.20	8.350		<b>11.550</b>
44	117	Rydberg K.	DEN	3.30	8.100		<b>11.400</b>
45	168	Argalas Martin	SVK	3.60	7.800		<b>11.400</b>
46	172	Semyankiv Maksym	UKR	4.60	6.800		<b>11.400</b>
47	106	Dalzheuski Pilip	BLR	2.40	8.950		<b>11.350</b>
48	101	Tovmasyan Artur	ARM	3.70	7.650		<b>11.350</b>
49	155	Fragoso Francisco	POR	3.30	7.750		<b>11.050</b>
50	109	Filipov Vilislav	BUL	3.30	7.750		<b>11.050</b>
51	122	Päivänen Jimi	FIN	3.10	7.900		<b>11.000</b>
52	134	Chatziefstathiou G.	GRE	3.90	7.100		<b>11.000</b>
53	131	Keil Christian	GER	3.90	7.050		<b>10.950</b>
54	120	Holopainen Kasper	FIN	3.10	7.800		<b>10.900</b>
55	152	Skjerahaug Stian	NOR	3.80	7.100		<b>10.900</b>
56	141	Gunnarsson Jon Sigurdur	ISL	3.00	7.750		<b>10.750</b>
57	174	Cecot Sebastian	POL	3.90	6.850		<b>10.750</b>
58	115	Pecka Stepan	CZE	2.30	8.400		<b>10.700</b>
59	164	Zunko Zan	SLO	3.30	7.400		<b>10.700</b>
60	108	Yazhou Stanislau	BLR	3.60	6.900		<b>10.500</b>
61	156	Martins Ricardo	POR	3.70	6.800		<b>10.500</b>
62	110	Hristov Emil	BUL	2.80	7.600		<b>10.400</b>
63	163	Mauric Primoz	SLO	2.20	8.050		<b>10.250</b>
64	114	Pazdera Martin	CZE	2.20	8.050		<b>10.250</b>
65	143	Weiss Kfir	ISR	3.30	6.650		<b>9.950</b>
66	124	Szymczak Loïs	FRA	3.50	6.150		<b>9.650</b>
67	138	Vigh Péter	HUN	4.10	5.350		<b>9.450</b>
68	140	Davidsson Diego S.	ISL	2.70	6.300		<b>9.000</b>
69	116	Seidl Filip	CZE	2.20	6.450		<b>8.650</b>
70	142	Jochumsson Brynjar	ISL	2.60	6.050		<b>8.650</b>
71	139	O'Connor Christopher	IRL	2.90	5.300		<b>8.200</b>
72	149	Crovetto Kevin	MON	3.10	3.550		<b>6.650</b>









Rank	Number	Name	Country	D	E	Penalty	Result
1	128	Oldham Sam	GBR	4.80	9.050		<b>13.850</b> Q
2	103	Neuteleers Thomas	BEL	4.70	9.100		<b>13.800</b> Q
3	166	Hegi Oliver	SUI	4.70	9.000		<b>13.700</b> Q
4	113	Krashias Dimitris	CYP	5.10	8.600		<b>13.700</b> Q
5	161	Belyavskiy David	RUS	5.20	8.450		<b>13.650</b> Q
6	167	Meier Michael	SUI	4.40	9.200		<b>13.600</b> Q
7	136	Babos Ádám	HUN	4.70	8.850		<b>13.550</b> Q
8	100	Davtyan Artur	ARM	4.20	9.200		<b>13.400</b> Q
9	121	Niva Heikki	FIN	4.20	9.150		<b>13.350</b> R
10	165	Brägger Pablo	SUI	4.40	8.950		<b>13.350</b>
11	127	Mackenzie Cameron	GBR	4.70	8.650		<b>13.350</b> R
12	133	Antoniadis Nikolaos	GRE	4.50	8.800		<b>13.300</b> R
13	171	Petrosian Heorhii	UKR	4.90	8.400		<b>13.300</b>
14	173	Yermak Mykyta	UKR	4.90	8.400		<b>13.300</b>
15	150	Andreassen Håkon	NOR	4.10	9.150		<b>13.250</b>
16	172	Semyankiv Maksym	UKR	4.50	8.750		<b>13.250</b>
17	132	Rittschik Ivan	GER	4.70	8.550		<b>13.250</b>
18	158	Muntean Andrei Vasile	ROU	5.20	8.000		<b>13.200</b>
19	152	Skjerahaug Stian	NOR	4.40	8.750		<b>13.150</b>
20	126	Bennett Maximillian	GBR	4.20	8.900		<b>13.100</b>
21	123	Prost Brandon	FRA	4.30	8.800		<b>13.100</b>
22	111	Valchev Velislav	BUL	4.90	8.200		<b>13.100</b>
23	117	Rydberg K.	DEN	3.70	9.250		<b>12.950</b>
24	168	Argalas Martin	SVK	3.90	9.050		<b>12.950</b>
25	106	Dalzheuski Pilip	BLR	3.90	9.050		<b>12.950</b>
26	130	Hoang Viet Thao	GER	4.60	8.350		<b>12.950</b>
27	102	Vardanyan Vahan	ARM	3.90	9.000		<b>12.900</b>
28	145	Edalli Ludovico	ITA	4.40	8.500		<b>12.900</b>
29	105	Verbaeys Jimmy	BEL	4.50	8.400		<b>12.900</b>
30	155	Fragoso Francisco	POR	4.00	8.750		<b>12.750</b>
31	159	Nistor Ioan Laurentiu	ROU	4.80	7.950		<b>12.750</b>
32	134	Chatziefstathiou G.	GRE	4.70	8.500	0.50	<b>12.700</b>
33	108	Yazhou Stanislau	BLR	3.90	8.750		<b>12.650</b>
34	104	Thys Tomas	BEL	3.90	8.750		<b>12.650</b>
35	156	Martins Ricardo	POR	4.00	8.550		<b>12.550</b>
36	160	Andreev Mikhail	RUS	4.60	7.950		<b>12.550</b>



Rank	Number	Name	Country	D	E	Penalty	Result
37	146	Pollini Giancarlo	ITA	4.10	8.400		<b>12.500</b>
38	137	Tóth Levente	HUN	4.40	8.100		<b>12.500</b>
39	135	Konstantinidis C.	GRE	4.20	8.250		<b>12.450</b>
40	119	Abad Nestor	ESP	4.80	7.650		<b>12.450</b>
41	118	Wagner James Oliver	DEN	3.50	8.900		<b>12.400</b>
42	144	De Vecchis Tommaso	ITA	4.20	8.150		<b>12.350</b>
43	170	Arıcan Ferhat	TUR	5.00	7.300		<b>12.300</b>
44	149	Crovetto Kevin	MON	3.90	8.300		<b>12.200</b>
45	157	Kotrong Adelin Ladislau	ROU	4.50	7.700		<b>12.200</b>
46	129	Kharabadze Mikheil	GEO	3.70	8.450		<b>12.150</b>
47	110	Hristov Emil	BUL	4.00	8.150		<b>12.150</b>
48	142	Jochumsson Brynjar	ISL	4.10	8.050		<b>12.150</b>
49	122	Päivänen Jimi	FIN	3.50	8.550		<b>12.050</b>
50	131	Keil Christian	GER	3.70	8.350		<b>12.050</b>
51	162	Pakhomenko Igor	RUS	4.90	7.150		<b>12.050</b>
52	139	O'Connor Christopher	IRL	3.60	8.400		<b>12.000</b>
53	101	Tovmasyan Artur	ARM	4.10	7.900		<b>12.000</b>
54	125	Zona Jim	FRA	5.10	6.900		<b>12.000</b>
55	169	Michnak Slavomir	SVK	3.90	8.050		<b>11.950</b>
56	174	Cecot Sebastian	POL	4.20	7.700		<b>11.900</b>
57	109	Filipov Vilislav	BUL	4.10	7.750		<b>11.850</b>
58	140	Davidsson Diego S.	ISL	3.50	8.300		<b>11.800</b>
59	163	Mauric Primož	SLO	4.00	7.750		<b>11.750</b>
60	124	Szymczak Łoïs	FRA	4.00	7.700		<b>11.700</b>
61	116	Seidl Filip	CZE	3.30	8.150		<b>11.450</b>
62	112	Borosa Filip	CRO	3.70	7.750		<b>11.450</b>
63	151	Planke Lars Joyce	NOR	3.20	8.100		<b>11.300</b>
64	164	Zunko Zan	SLO	3.70	7.600		<b>11.300</b>
65	138	Vigh Péter	HUN	4.00	7.300		<b>11.300</b>
66	154	Kielbik Piotr	POL	4.50	6.800		<b>11.300</b>
67	143	Weiss Kfir	ISR	4.00	7.250		<b>11.250</b>
68	141	Gunnarsson Jon Sigurdur	ISL	3.00	8.200		<b>11.200</b>
69	147	Poznakovs Sergejs	LAT	4.10	7.050		<b>11.150</b>
70	114	Pazdera Martin	CZE	3.20	7.700		<b>10.900</b>
71	115	Pecka Stepan	CZE	3.90	7.000		<b>10.900</b>
72	153	Kacprzyk Konrad	POL	3.90	6.900		<b>10.800</b>



## MAG C I - Parallel Bars

Rank	Number	Name	Country	D	E	Penalty	Result
73	107	Hryb Uladzislau	BLR	4.00	6.500		<b>10.500</b>
74	120	Holopainen Kasper	FIN	2.70	7.600		<b>10.300</b>
75	148	Krstevski Ivan	MKD	3.30	5.600		<b>8.900</b>



## MAG C III Pommel Horse


Rank	Number	Name	Country	D	E	Penalty	Result
1	128	Oldham Sam	GBR	4.80	8.975		<b>13.775</b>
2	162	Pakhomenko Igor	RUS	5.40	8.050		<b>13.450</b>
3	172	Semyankiv Maksym	UKR	4.90	8.500		<b>13.400</b>
4	159	Nistor Ioan Laurentiu	ROU	5.10	8.000		<b>13.100</b>
5	166	Hegi Oliver	SUI	4.60	8.425		<b>13.025</b>
6	158	Muntean Andrei Vasile	ROU	4.60	8.275		<b>12.875</b>
7	167	Meier Michael	SUI	4.30	8.150		<b>12.450</b>
8	127	Mackenzie Cameron	GBR	4.30	7.525		<b>11.825</b>



Rank	Number	Name	Country	D	E	Penalty	Result
1	162	Pakhomenko Igor	RUS	5.20	8.300		<b>13.500</b> Q
2	166	Hegi Oliver	SUI	4.50	8.700		<b>13.200</b> Q
3	158	Muntean Andrei Vasile	ROU	4.60	8.550		<b>13.150</b> Q
4	159	Nistor Ioan Laurentiu	ROU	5.20	7.550		<b>12.750</b> Q
5	172	Semyankiv Maksym	UKR	4.80	7.900		<b>12.700</b> Q
6	128	Oldham Sam	GBR	4.80	7.900		<b>12.700</b> Q
7	167	Meier Michael	SUI	4.30	8.250		<b>12.550</b> Q
8	127	Mackenzie Cameron	GBR	4.40	8.150		<b>12.550</b> Q
9	171	Petrosian Heorhii	UKR	4.90	7.650		<b>12.550</b> R
10	161	Belyavskiy David	RUS	5.30	7.200		<b>12.500</b> R
11	165	Brägger Pablo	SUI	3.90	8.550		<b>12.450</b>
12	105	Verbaeys Jimmy	BEL	4.50	7.950		<b>12.450</b> R
13	100	Davtyan Artur	ARM	4.40	7.950		<b>12.350</b>
14	144	De Vecchis Tommaso	ITA	4.50	7.800		<b>12.300</b>
15	123	Prost Brandon	FRA	4.70	7.500		<b>12.200</b>
16	125	Zona Jim	FRA	4.30	7.800		<b>12.100</b>
17	101	Tovmasyan Artur	ARM	4.50	7.600		<b>12.100</b>
18	169	Michnak Slavomir	SVK	4.60	7.350		<b>11.950</b>
19	129	Kharabadze Mikheil	GEO	4.60	7.250		<b>11.850</b>
20	170	Arican Ferhat	TUR	4.80	7.050		<b>11.850</b>
21	157	Kotrong Adelin Ladislau	ROU	5.00	6.600		<b>11.600</b>
22	142	Jochumsson Brynjar	ISL	3.80	7.700		<b>11.500</b>
23	139	O'Connor Christopher	IRL	3.60	7.850		<b>11.450</b>
24	156	Martins Ricardo	POR	4.00	7.400		<b>11.400</b>
25	153	Kacprzyk Konrad	POL	4.10	7.300		<b>11.400</b>
26	137	Tóth Levente	HUN	4.40	6.950		<b>11.350</b>
27	134	Chatziefstathiou G.	GRE	4.70	6.650		<b>11.350</b>
28	106	Dalzheuski Pilip	BLR	3.00	8.250		<b>11.250</b>
29	132	Rittschik Ivan	GER	4.50	6.700		<b>11.200</b>
30	173	Yermak Mykyta	UKR	5.30	5.900		<b>11.200</b>
31	160	Andreev Mikhail	RUS	4.50	6.600		<b>11.100</b>
32	126	Bennett Maximillian	GBR	3.60	7.400		<b>11.000</b>
33	113	Krashias Dimitris	CYP	4.60	6.400		<b>11.000</b>
34	103	Neuteleers Thomas	BEL	4.30	6.650		<b>10.950</b>
35	146	Pollini Giancarlo	ITA	3.40	7.400		<b>10.800</b>
36	136	Babos Ádám	HUN	4.20	6.600		<b>10.800</b>



Rank	Number	Name	Country	D	E	Penalty	Result
37	154	Kielbik Piotr	POL	4.20	6.500		<b>10.700</b>
38	104	Thys Tomas	BEL	3.40	7.250		<b>10.650</b>
39	138	Vigh Péter	HUN	4.40	6.250		<b>10.650</b>
40	152	Skjerahaug Stian	NOR	3.60	7.000		<b>10.600</b>
41	133	Antoniadis Nikolaos	GRE	4.60	6.000		<b>10.600</b>
42	102	Vardanyan Vahan	ARM	4.20	6.350		<b>10.550</b>
43	150	Andreassen Håkon	NOR	3.70	6.700		<b>10.400</b>
44	107	Hryb Uladzislau	BLR	4.50	5.800		<b>10.300</b>
45	122	Päivänen Jimi	FIN	2.90	7.300		<b>10.200</b>
46	111	Valchev Velislav	BUL	3.60	6.550		<b>10.150</b>
47	121	Niva Heikki	FIN	3.60	6.550		<b>10.150</b>
48	130	Hoang Viet Thao	GER	3.40	6.700		<b>10.100</b>
49	149	Crovetto Kevin	MON	3.10	6.950		<b>10.050</b>
50	120	Holopainen Kasper	FIN	2.30	7.700		<b>10.000</b>
51	117	Rydberg K.	DEN	2.80	7.200		<b>10.000</b>
52	115	Pecka Stepan	CZE	3.70	6.250		<b>9.950</b>
53	145	Edalli Ludovico	ITA	3.60	6.300		<b>9.900</b>
54	110	Hristov Emil	BUL	3.60	6.300		<b>9.900</b>
55	135	Konstantinidis C.	GRE	3.20	6.650		<b>9.850</b>
56	131	Keil Christian	GER	3.30	6.400		<b>9.700</b>
57	119	Abad Nestor	ESP	3.40	6.300		<b>9.700</b>
58	108	Yazhou Stanislau	BLR	3.70	6.000		<b>9.700</b>
59	155	Fragoso Francisco	POR	3.00	6.550		<b>9.550</b>
60	168	Argalas Martin	SVK	3.10	6.450		<b>9.550</b>
61	164	Zunko Zan	SLO	3.20	6.350		<b>9.550</b>
62	174	Cecot Sebastian	POL	3.70	5.850		<b>9.550</b>
63	118	Wagner James Oliver	DEN	2.80	6.300		<b>9.100</b>
64	124	Szymczak Loïs	FRA	3.20	5.900		<b>9.100</b>
65	114	Pazdera Martin	CZE	2.60	6.350		<b>8.950</b>
66	109	Filipov Vilislav	BUL	3.60	5.350		<b>8.950</b>
67	143	Weiss Kfir	ISR	3.20	5.250		<b>8.450</b>
68	163	Mauric Primoz	SLO	3.60	4.800		<b>8.400</b>
69	116	Seidl Filip	CZE	3.00	5.350		<b>8.350</b>
70	141	Gunnarsson Jon Sigurdur	ISL	3.70	4.550		<b>8.250</b>
71	148	Krstevski Ivan	MKD	2.40	5.550		<b>7.950</b>
72	112	Borosa Filip	CRO	2.60	5.350		<b>7.950</b>






MAG C I - Pommel Horse

Rank	Number	Name	Country	D	E	Penalty	Result
73	151	Planke Lars Joyce	NOR	2.20	3.300		<b>5.500</b>
74	147	Poznakovs Sergejs	LAT	2.70	2.000		<b>4.700</b>
75	140	Davidsson Diego S.	ISL	2.20	2.000		<b>4.200</b>



MAG C III Rings

Rank	Number	Name	Country	D	E	Penalty	Result
1	161	Belyavskiy David	RUS	4.80	9.075		<b>13.875</b>
2	173	Yermak Mykyta	UKR	5.10	8.700		<b>13.800</b>
3	162	Pakhomenko Igor	RUS	4.80	8.900		<b>13.700</b>
4	102	Vardanyan Vahan	ARM	4.50	8.725		<b>13.225</b>
5	100	Davtyan Artur	ARM	4.20	9.000		<b>13.200</b>
6	167	Meier Michael	SUI	4.80	8.275		<b>13.075</b>
7	113	Krashias Dimitris	CYP	4.80	7.975		<b>12.775</b>
8	165	Brägger Pablo	SUI	4.80	7.875		<b>12.675</b>




---



---



---



---



---



---



---



---



---



---



---



---



---



---



---



---



---



---



---



---



---



---



Rank	Number	Name	Country	D	E	Penalty	Result
1	161	Belyavskiy David	RUS	4.80	9.000		<b>13.800</b> Q
2	162	Pakhomenko Igor	RUS	4.80	8.800		<b>13.600</b> Q
3	102	Vardanyan Vahan	ARM	4.50	9.000		<b>13.500</b> Q
4	160	Andreev Mikhail	RUS	4.80	8.500		<b>13.300</b>
5	100	Davtyan Artur	ARM	4.20	8.850		<b>13.050</b> Q
6	113	Krashias Dimitris	CYP	4.70	8.350		<b>13.050</b> Q
7	173	Yermak Mykyta	UKR	5.20	7.800		<b>13.000</b> Q
8	101	Tovmasyan Artur	ARM	5.30	7.700		<b>13.000</b>
9	165	Brägger Pablo	SUI	4.80	8.150		<b>12.950</b> Q
10	167	Meier Michael	SUI	4.80	8.150		<b>12.950</b> Q
11	171	Petrosian Heorhii	UKR	4.70	8.200		<b>12.900</b> R
12	108	Yazhou Stanislau	BLR	4.60	8.200		<b>12.800</b> R
13	158	Muntean Andrei Vasile	ROU	5.30	7.500		<b>12.800</b> R
14	130	Hoang Viet Thao	GER	4.50	8.250		<b>12.750</b>
15	172	Semyankiv Maksym	UKR	4.50	8.100		<b>12.600</b>
16	103	Neuteleers Thomas	BEL	4.60	7.900		<b>12.500</b>
17	135	Konstantinidis C.	GRE	4.40	8.000		<b>12.400</b>
18	136	Babos Ádám	HUN	4.80	7.600		<b>12.400</b>
19	125	Zona Jim	FRA	4.80	7.550		<b>12.350</b>
20	132	Rittschik Ivan	GER	4.70	7.600		<b>12.300</b>
21	145	Edalli Ludovico	ITA	4.00	8.250		<b>12.250</b>
22	159	Nistor Ioan Laurentiu	ROU	4.70	7.550		<b>12.250</b>
23	106	Dalzheuski Pilip	BLR	3.60	8.600		<b>12.200</b>
24	156	Martins Ricardo	POR	4.40	7.800		<b>12.200</b>
25	174	Cecot Sebastian	POL	4.80	7.400		<b>12.200</b>
26	128	Oldham Sam	GBR	4.50	7.600		<b>12.100</b>
27	170	Arıcan Ferhat	TUR	5.00	7.100		<b>12.100</b>
28	123	Prost Brandon	FRA	4.10	7.950		<b>12.050</b>
29	119	Abad Nestor	ESP	4.60	7.450		<b>12.050</b>
30	133	Antoniadis Nikolaos	GRE	3.60	8.350		<b>11.950</b>
31	121	Niva Heikki	FIN	3.80	8.100		<b>11.900</b>
32	154	Kielbik Piotr	POL	4.10	7.800		<b>11.900</b>
33	166	Hegi Oliver	SUI	4.60	7.300		<b>11.900</b>
34	105	Verbaeys Jimmy	BEL	4.60	7.300		<b>11.900</b>
35	153	Kacprzyk Konrad	POL	4.70	7.200		<b>11.900</b>
36	122	Päivänen Jimi	FIN	2.70	9.150		<b>11.850</b>



## MAG C I - Rings

Rank	Number	Name	Country	D	E	Penalty	Result
37	157	Kotrong Adelin Ladislau	ROU	4.30	7.550		<b>11.850</b>
38	107	Hryb Uladzislau	BLR	4.60	7.250		<b>11.850</b>
39	111	Valchev Velislav	BUL	4.60	7.100		<b>11.700</b>
40	126	Bennett Maximillian	GBR	3.70	7.950		<b>11.650</b>
41	117	Rydberg K.	DEN	3.90	7.700		<b>11.600</b>
42	134	Chatziefstathiou G.	GRE	4.10	7.500		<b>11.600</b>
43	115	Pecka Stepan	CZE	4.00	7.550		<b>11.550</b>
44	151	Planke Lars Joyce	NOR	3.70	7.800		<b>11.500</b>
45	169	Michnak Slavomir	SVK	3.30	8.100		<b>11.400</b>
46	152	Skjerahaug Stian	NOR	3.80	7.550		<b>11.350</b>
47	168	Argalas Martin	SVK	3.70	7.600		<b>11.300</b>
48	147	Poznakovs Sergejs	LAT	3.40	7.750		<b>11.150</b>
49	131	Keil Christian	GER	3.90	7.200		<b>11.100</b>
50	127	Mackenzie Cameron	GBR	4.00	7.000		<b>11.000</b>
51	104	Thys Tomas	BEL	4.20	6.750		<b>10.950</b>
52	139	O'Connor Christopher	IRL	3.40	7.400		<b>10.800</b>
53	140	Davidsson Diego S.	ISL	2.20	8.550		<b>10.750</b>
54	143	Weiss Kfir	ISR	4.40	6.350		<b>10.750</b>
55	124	Szymczak Loïs	FRA	2.70	8.000		<b>10.700</b>
56	142	Jochumsson Brynjar	ISL	3.10	7.600		<b>10.700</b>
57	120	Holopainen Kasper	FIN	3.10	7.600		<b>10.700</b>
58	137	Tóth Levente	HUN	3.00	7.650		<b>10.650</b>
59	112	Borosa Filip	CRO	3.70	6.900		<b>10.600</b>
60	146	Pollini Giancarlo	ITA	4.40	6.150		<b>10.550</b>
61	138	Vigh Péter	HUN	3.70	6.800		<b>10.500</b>
62	148	Krstevski Ivan	MKD	4.10	6.400		<b>10.500</b>
63	109	Filipov Vilislav	BUL	4.30	6.150		<b>10.450</b>
64	144	De Vecchis Tommaso	ITA	3.40	6.950		<b>10.350</b>
65	141	Gunnarsson Jon Sigurdur	ISL	3.50	6.800		<b>10.300</b>
66	150	Andreassen Håkon	NOR	3.40	6.850		<b>10.250</b>
67	110	Hristov Emil	BUL	4.30	5.950		<b>10.250</b>
68	164	Zunko Zan	SLO	3.30	6.700		<b>10.000</b>
69	149	Crovetto Kevin	MON	3.10	6.800		<b>9.900</b>
70	116	Seidl Filip	CZE	2.20	7.650		<b>9.850</b>
71	163	Mauric Primož	SLO	3.20	6.400		<b>9.600</b>
72	114	Pazdera Martin	CZE	3.10	5.750		<b>8.850</b>





## MAG C I - Rings

Rank	Number	Name	Country	D	E	Penalty	Result
73	155	Fragoso Francisco	POR	4.10	4.150		<b>8.250</b>
74	118	Wagner James Oliver	DEN	2.70	2.050		<b>4.750</b>



## MAG C III Vault

Rank	Number	Name	Country	Vault	D	E	Penalty	Result	Total
1	104	Thys Tomas	BEL	1	6.20	8.900		15.100	<b>14.962</b>
				2	5.40	9.425		14.825	
2	125	Zona Jim	FRA	1	5.80	9.450		15.250	<b>14.900</b>
				2	5.40	9.150		14.550	
3	165	Brägger Pablo	SUI	1	5.80	9.300	0.10	15.000	<b>14.862</b>
				2	5.40	9.325		14.725	
4	119	Abad Nestor	ESP	1	6.20	9.225		15.425	<b>14.762</b>
				2	5.00	9.100		14.100	
5	167	Meier Michael	SUI	1	6.20	9.275		15.475	<b>14.750</b>
				2	5.00	9.025		14.025	
6	150	Andreassen Håkon	NOR	1	6.60	8.400	0.10	14.900	<b>14.587</b>
				2	5.40	8.875		14.275	
7	161	Belyavskiy David	RUS	1	6.60	8.025	0.40	14.225	<b>14.075</b>
				2	6.20	8.225	0.50	13.925	
8	100	Davtyan Artur	ARM	1	6.20	8.950		15.150	<b>14.000</b>
				2	4.60	8.550	0.30	12.850	

---



---



---



---




---



---



---





Rank	Number	Name	Country	Vault	D	E	Penalty	Result	Total
1	161	Belyavskiy David	RUS	1	6.60	9.500		16.100	<b>15.550</b> Q
				2	6.20	9.300	0.50	15.000	
2	125	Zona Jim	FRA	1	5.80	9.400		15.200	<b>14.700</b> Q
				2	5.40	8.800		14.200	
3	167	Meier Michael	SUI	1	6.20	9.050		15.250	<b>14.625</b> Q
				2	5.00	9.000		14.000	
4	165	Brägger Pablo	SUI	1	5.80	8.900		14.700	<b>14.625</b> Q
				2	5.40	9.150		14.550	
5	119	Abad Nestor	ESP	1	6.20	8.850	0.40	14.650	<b>14.325</b> Q
				2	5.00	9.000		14.000	
6	150	Andreassen Håkon	NOR	1	6.60	7.750		14.350	<b>14.300</b> Q
				2	5.40	8.850		14.250	
7	100	Davtyan Artur	ARM	1	5.40	9.100		14.500	<b>14.250</b> Q
				2	4.60	9.400		14.000	
8	171	Petrosian Heorhii	UKR	1	6.20	8.700		14.900	<b>14.150</b> Q
				2	4.60	8.800		13.400	
9	104	Thys Tomas	BEL	1	6.20	8.600	0.10	14.700	<b>14.149</b> R
				2	5.40	8.700	0.50	13.600	
10	158	Muntean Andrei Vasile	ROU	1	6.20	8.850	0.10	14.950	<b>14.100</b> R
				2	3.80	9.450		13.250	
11	157	Kotrong Adelin Ladislau	ROU	1	6.20	9.050	0.10	15.150	<b>13.900</b> R
				2	4.20	8.550	0.10	12.650	
12	135	Konstantinidis C.	GRE	1	5.40	8.400		13.800	<b>13.825</b>
				2	4.60	9.250		13.850	
13	126	Bennett Maximillian	GBR	1	5.40	9.000		14.400	<b>13.750</b>
				2	3.80	9.300		13.100	
14	127	Mackenzie Cameron	GBR	1	5.40	8.800		14.200	<b>13.700</b>
				2	3.80	9.400		13.200	
15	136	Babos Ádám	HUN	1	5.40	8.650		14.050	<b>13.700</b>
				2	4.20	9.150		13.350	
16	128	Oldham Sam	GBR	1	5.40	8.950		14.350	<b>13.649</b>
				2	3.80	9.150		12.950	
17	166	Hegi Oliver	SUI	1	5.80	9.250		15.050	<b>13.625</b>
				2	4.80	7.800	0.40	12.200	
18	164	Zunko Zan	SLO	1	5.40	8.700		14.100	<b>13.375</b>
				2	3.80	8.850		12.650	


Rank	Number	Name	Country	Vault	D	E	Penalty	Result	Total
19	170	Arican Ferhat	TUR	1	5.40	8.800		14.200	<b>13.350</b>
				2	5.40	7.500	0.40	12.500	
20	110	Hristov Emil	BUL	1	6.20	8.550	0.30	14.450	<b>13.175</b>
				2	4.20	8.100	0.40	11.900	
21	169	Michnak Slavomir	SVK	1	4.60	9.050		13.650	<b>13.150</b>
				2	4.00	8.750	0.10	12.650	
22	143	Weiss Kfir	ISR	1	5.80	8.150	0.40	13.550	<b>13.150</b>
				2	4.20	8.650	0.10	12.750	
23	168	Argalas Martin	SVK	1	4.60	8.650		13.250	<b>13.125</b>
				2	3.80	9.200		13.000	
24	147	Poznakovs Sergejs	LAT	1	4.60	8.950		13.550	<b>13.100</b>
				2	3.80	8.850		12.650	
25	117	Rydberg K.	DEN	1	4.60	8.700		13.300	<b>13.025</b>
				2	3.80	8.950		12.750	
26	102	Vardanyan Vahan	ARM	1	5.40	8.300	0.10	13.600	<b>12.899</b>
				2	4.20	8.000		12.200	
27	174	Cecot Sebastian	POL	1	5.40	8.550	0.40	13.550	<b>12.650</b>
				2	4.20	7.650	0.10	11.750	
28	118	Wagner James Oliver	DEN	1	4.80	7.450	0.10	12.150	<b>12.650</b>
				2	4.20	8.950		13.150	
29	139	O'Connor Christopher	IRL	1	4.00	9.000		13.000	<b>12.325</b>
				2	3.80	7.850		11.650	
30	162	Pakhomenko Igor	RUS	1	6.20	9.350		15.550	<b>7.775</b>
				2					
31	160	Andreev Mikhail	RUS	1	5.40	9.150		14.550	<b>7.275</b>
				2					
32	103	Neuteleers Thomas	BEL	1	5.40	9.000		14.400	<b>7.200</b>
				2					
33	144	De Vecchis Tommaso	ITA	1	5.40	9.000		14.400	<b>7.200</b>
				2					
34	173	Yermak Mykyta	UKR	1	5.40	8.950		14.350	<b>7.175</b>
				2					
35	133	Antoniadis Nikolaos	GRE	1	5.40	8.900		14.300	<b>7.150</b>
				2					
36	153	Kacprzyk Konrad	POL	1	5.40	8.800		14.200	<b>7.100</b>
				2	0.00	0.000		0.000	



## MAG C I - Vault

Rank	Number	Name	Country	Vault	D	E	Penalty	Result	Total
37	113	Krashias Dimitris	CYP	1	5.40	8.800		14.200	<b>7.100</b>
				2					
38	149	Crovetto Kevin	MON	1	5.40	8.750		14.150	<b>7.075</b>
				2					
39	152	Skjerahaug Stian	NOR	1	5.40	8.700		14.100	<b>7.050</b>
				2					
40	106	Dalzheuski Pilip	BLR	1	4.60	9.350		13.950	<b>6.975</b>
				2					
41	142	Jochumsson Brynjar	ISL	1	4.60	9.200		13.800	<b>6.900</b>
				2					
42	155	Fragoso Francisco	POR	1	5.40	8.800	0.40	13.800	<b>6.900</b>
				2					
43	134	Chatziefstathiou G.	GRE	1	5.40	8.500	0.10	13.800	<b>6.900</b>
				2					
44	121	Niva Heikki	FIN	1	4.60	9.000		13.600	<b>6.800</b>
				2					
45	132	Rittschik Ivan	GER	1	4.60	8.950		13.550	<b>6.775</b>
				2					
46	107	Hryb Uladzislau	BLR	1	4.60	8.900		13.500	<b>6.750</b>
				2					
47	131	Keil Christian	GER	1	4.80	8.700		13.500	<b>6.750</b>
				2					
48	159	Nistor Ioan Laurentiu	ROU	1	4.60	8.850		13.450	<b>6.725</b>
				2					
49	124	Szymczak Loïs	FRA	1	4.80	8.650		13.450	<b>6.725</b>
				2					
50	101	Tovmasyan Artur	ARM	1	4.60	8.800		13.400	<b>6.700</b>
				2					
51	138	Vigh Péter	HUN	1	4.60	8.800		13.400	<b>6.700</b>
				2					
52	146	Pollini Giancarlo	ITA	1	4.60	8.750		13.350	<b>6.675</b>
				2					
53	141	Gunnarsson Jon Sigurdur	ISL	1	4.60	8.750		13.350	<b>6.675</b>
				2					
54	156	Martins Ricardo	POR	1	4.60	8.750	0.10	13.250	<b>6.625</b>
				2					

Rank	Number	Name	Country	Vault	D	E	Penalty	Result	Total
55	172	Semyankiv Maksym	UKR	1	4.60	8.650		13.250	<b>6.625</b>
				2					
56	145	Edalli Ludovico	ITA	1	4.80	8.550	0.10	13.250	<b>6.625</b>
				2					
57	115	Pecka Stepan	CZE	1	4.60	8.550		13.150	<b>6.575</b>
				2					
58	111	Valchev Velislav	BUL	1	4.80	8.350		13.150	<b>6.575</b>
				2					
59	151	Planke Lars Joyce	NOR	1	4.60	8.750	0.30	13.050	<b>6.525</b>
				2					
60	108	Yazhou Stanislau	BLR	1	4.00	8.900		12.900	<b>6.450</b>
				2					
61	123	Prost Brandon	FRA	1	3.80	9.050		12.850	<b>6.425</b>
				2					
62	109	Filipov Vilislav	BUL	1	4.60	8.200		12.800	<b>6.400</b>
				2					
63	140	Davidsson Diego S.	ISL	1	4.00	8.750		12.750	<b>6.375</b>
				2					
64	137	Tóth Levente	HUN	1	4.00	8.750		12.750	<b>6.375</b>
				2					
65	122	Päivänen Jimi	FIN	1	4.00	8.600		12.600	<b>6.300</b>
				2					
66	163	Mauric Primoz	SLO	1	4.00	8.500		12.500	<b>6.250</b>
				2					
67	120	Holopainen Kasper	FIN	1	4.00	8.450		12.450	<b>6.225</b>
				2					
68	130	Hoang Viet Thao	GER	1	5.00	7.300		12.300	<b>6.150</b>
				2					
69	112	Borosa Filip	CRO	1	4.60	7.650		12.250	<b>6.125</b>
				2					
70	148	Krstevski Ivan	MKD	1	3.80	8.400		12.200	<b>6.100</b>
				2					
71	116	Seidl Filip	CZE	1	4.00	8.350	0.40	11.950	<b>5.975</b>
				2					
72	114	Pazdera Martin	CZE	1	3.00	7.350	0.10	10.250	<b>5.125</b>
				2					







## HANDBALL

## GIRLS

### Monday 20.7

	RESULT	HALFTIME	GROUP
Netherlands – Denmark	24 – 23	(13 – 13)	A
Serbia – Norway	21 – 21	(12 – 10)	A
Russia – Finland	42 – 18	(22 – 7)	B
France – Slovakia	15 – 27	(5 – 16)	B

### Tuesday 21.7

Netherlands – Serbia	22 – 32	(13 – 12)	A
Norway – Denmark	25 – 35	(8 – 16)	A
Russia – France	35 – 20	(16 – 10)	B
Slovakia – Finland	34 – 16	(15 – 7)	B

### Wednesday 22.7

Norway – Netherlands	33 – 35	(17 – 20)	A
Serbia – Denmark	24 – 28	(12 – 14)	A
France – Finland	38 – 17	(19 – 8)	B
Slovakia – Russia	21 – 31	(9 – 16)	B

### Thursday 23.7

Norway – France	25 – 22	(12 – 9)	A4 – B3
Serbia – Finland	40 – 21	(17 – 9)	A3 – B4
Denmark – Russia	38 – 40	(18 – 14)	A2 – B1
Netherlands – Slovakia	24 – 30	(12 – 14)	A1 – B2

### Friday 24.7

			PLACE
France – Finland	26 – 21	(11 – 9)	7. – 8.
Norway – Serbia	27 – 23	(14 – 12)	5. – 6.
Denmark – Netherlands	33 – 24	(14 – 12)	Bronze
Russia – Slovakia	30 – 24	(16 – 13)	Final

### Final results

1. Russia
2. Slovakia
3. Denmark
4. Netherlands
5. Norway
6. Serbia
7. France
8. Finland



**HANDBALL****BOYS****Monday 20.7**

	<b>RESULT</b>	<b>HALF TIME</b>	<b>GROUP</b>
Iceland – Norway	32 – 30	(12 – 13)	A
Croatia – Finland	44 – 31	(22 – 15)	A
Denmark – France	19 – 26	(8 – 10)	B
Germany – Spain	22 – 32	(8 – 17)	B

**Tuesday 21.7**

Croatia – Iceland	32 – 25	(12 – 16)	A
Norway – Finland	45 – 29	(20 – 15)	A
Denmark – Germany	32 – 28	(18 – 12)	B
Spain – France	27 – 31	(15 – 14)	B

**Wednesday 22.7**

Norway – Croatia	29 – 29	(17 – 16)	A
Iceland – Finland	32 – 29	(18 – 18)	A
Germany – France	30 – 28	(11 – 11)	B
Spain – Denmark	26 – 27	(14 – 13)	B

**Thursday 23.7**

Finland – Spain	19 – 38	(13 – 18)	A4 – B3
Iceland – Germany	23 – 35	(10 – 16)	B3 – A4
Croatia – France	24 – 27	(11 – 14)	A2 – B1
Norway – Denmark	26 – 27	(8 – 13)	B1 – A2

**Friday 24.7**

			<b>PLACE</b>
Finland – Iceland	27 – 30	(14 – 15)	7. – 8.
Spain – Germany	36 – 32	(17 – 17)	5. – 6.
Croatia – Norway	29 – 26	(15 – 14)	Bronze
France – Denmark	35 – 27	(20 – 14)	Final

**Final results**

1. France
  2. Denmark
  3. Croatia
  4. Norway
  5. Spain
  6. Germany
  7. Iceland
  8. Finland
- 
- 
- 
- 
- 
- 
- 
-





## Boys 50 kg

- 1) Kamran BAGHIROV Azerbaijan
- 2) Garik HARUTYUNYAN Armenia
- 3) Sefa GUL Turkey
- 3) Dmytro ATANOV Ukraine
- 5) Mykolas LUKOSEVICIUS Lithuania
- 5) Evgeny MAGDICH Russia

## Boys 55 kg

- 1) Ahmet Sahin KABA Turkey
- 2) Mihails STEINBUKS Latvia
- 3) Lukhumi CHKVIMIANI Georgia
- 3) Andriy KUSHKOV Ukraine
- 5) Predrag NIKOLAJEVIC Serbia
- 5) Nicki Patrick GRACZYK Germany

## Boys 60 kg

- 1) Magomed AKHMAROV Russia
- 2) Beka TUGUSHI Georgia
- 3) Mahir JAFARLI Azerbaijan
- 3) Georgios AZOIDIS Greece
- 5) Remie GROENEVELDT Netherlands
- 5) Robin GUTSCHE Germany

## Boys 66 kg

- 1) Jalil JALILOV Azerbaijan
- 2) Valentin LARASSER Germany
- 3) Daniel LYON Great Britain
- 3) Ilija CIGANOVIC Serbia
- 5) Roman MOUSTOPOULOS Greece
- 5) Irakli LOMIDZE Georgia

## Boys 73 kg

- 1) Imranbek GABASOV Russia
- 2) Marcin WITKOWSKI Poland
- 3) Tadej MULEC Slovenia
- 3) Mher TAVAKALYAN Armenia
- 5) Michael GREITER Austria
- 5) Martynas LUKOSEVICIUS Lithuania

## Boys 81 kg

- 1) Arpad SZAKACS Slovakia
- 2) Levani RUADZE Georgia
- 3) Gergö FOGASY Hungary
- 3) Peter PFISTERMÜLLER Austria
- 5) Rolandas CUKANOVAS Lithuania

## Boys 90 kg

- 1) Toma NIKIFOROV Belgium
- 2) Zilvinas LEKAVICIUS Lithuania
- 3) Jakub ZAKRZEWSKI Poland
- 3) Jurica KATIC Croatia
- 5) Sinan BINGOL Turkey
- 5) Risto BABIC Serbia

## Boys +90 kg

- 1) Sulim DOVTUKAEV Russia
- 2) Andrii KOLESNYK Ukraine
- 3) Atanas KOSTADINOV Bulgaria
- 3) Pierre CVALETTI France
- 5) Augustinas SENIAUSKAS Lithuania
- 5) Vito DRAGIC Slovenia

## Girls 44 kg

- 1) Laura PRINCE Netherlands
- 2) Alessa SOMMER Germany
- 3) Barbara BATIZI Hungary
- 3) Verena NIZAMOVA Russia
- 5) Maureen PROVOT France
- 5) Angelina BOMBARA Italy

## Girls 48 kg

- 1) Odette GIUFFRIDA Italy
- 2) Darya MEZHETSKAYA Russia
- 3) Christine HUCK Austria
- 3) Maja RASINSKA Poland
- 5) Bernadett KELIGER Hungary
- 5) Lien MOORS Belgium

## Girls 52 kg

- 1) Nataliya ILKIV Ukraine
- 2) Shafag MURADZADE Azerbaijan
- 3) Andrea KRISANDOVA Slovakia
- 3) Fabienne KOCHER Switzerland
- 5) Katri KAKKO Finland
- 5) Elena BRYLYAKOVA Russia

## Girls 57 kg

- 1) Veronika ROMANKO Russia
- 2) Jelena DUKIC Serbia
- 3) Adi ZLOCHENKO Israel
- 3) Kateryna LYALINA Ukraine
- 5) Odeta KASELIONYTE Lithuania
- 5) Agnieszka SZYMCZAK Poland

## Girls 63 kg

- 1) Szaundra DIEDRICH Germany
- 2) Michelle SCHELLEKENS Netherlands
- 3) Lise LUYCKFASSEEL Belgium
- 3) Amy LIVESEY Great Britain
- 5) Khanim HUSEYNOVA Azerbaijan
- 5) Nadiya DZYUNZYAK Ukraine

## Girls 70 kg

- 1) Lola MANSOUR Belgium
- 2) Valeria FERRARI Italy
- 3) Ivana JANDRIC Serbia
- 3) Weronika CZEMPIK Poland
- 5) Demi BROOKS Great Britain
- 5) Hana TOPCAGIC Bosnia-Herzegovina

## Girls +70 kg

- 1) Aroa MARTIN Spain
- 2) Christin EBERHARD Germany
- 3) Miriiti LENOIR France
- 3) Esmee VAN SLOTEN Netherlands
- 5) Elene KEBADZE Georgia
- 5) Urska POTOCNIK Slovenia



# SWIMMING



## Event 1, 400m Freestyle Women, Finals

Place	Name	Born	Club	100m	200m	300m	Finish	Status
1	<a href="#">Charlotte Bonnet</a>	1995	France	1:02.25	2:07.56	3:12.94	4:15.88	
2	<a href="#">Sycerika McMahon</a>	1995	Ireland	1:01.97	2:07.31	3:12.81	4:16.00	
3	<a href="#">Donata Kilijska</a>	1995	Poland	1:01.96	2:07.33	3:12.80	4:16.54	
4	<a href="#">Dia Schmiedhoffer</a>	1995	Hungary	1:02.88	2:08.76	3:15.78	4:21.49	
5	<a href="#">Johanna Friedrich</a>	1995	Germany	1:02.56	2:08.82	3:16.20	4:21.69	
6	<a href="#">Rachael Williamson</a>	1995	Great Britain	1:03.04	2:08.81	3:15.53	4:22.14	
7	<a href="#">Lise Sand Syvertsen</a>	1995	Norway	1:03.54	2:10.70	3:17.84	4:23.56	
8	<a href="#">Diletta Carli</a>	1996	Italy	1:03.30	2:09.88	3:18.02	4:24.53	
9	<a href="#">Svetlana Sheludko</a>	1996	Russia	1:04.17	2:12.14	3:20.77	4:28.14	
10	<a href="#">Karin Oto</a>	1996	Slovenia	1:05.03	2:14.63	3:24.89	4:31.54	
11	<a href="#">Maria Borrella</a>	1995	Spain	1:04.34	2:12.80	3:22.41	4:31.59	
12	<a href="#">Alice Della Bruna</a>	1995	Switzerland	1:03.20	2:11.63	3:22.42	4:31.63	
13	<a href="#">Kia Hansen</a>	1995	Denmark	1:03.33	2:12.52	3:23.19	4:32.23	
14	<a href="#">Natacha Delvoile</a>	1995	Belgium	1:04.94	2:13.92	3:23.45	4:34.02	
15	<a href="#">Nadlia Gumeniuk</a>	1995	Ukraine	1:04.42	2:14.55	3:25.88	4:34.14	
16	<a href="#">Martina Marcs</a>	1995	Israel	1:04.91	2:15.10	3:25.42	4:34.25	

## Event 1, 400m Freestyle Women, Heats

Place	Name	Born	Club	100m	200m	300m	Finish	Status
1	<a href="#">Sycerika McMahon</a>	1995	Ireland	1:02.80	2:09.28	3:15.80	4:20.86	
2	<a href="#">Charlotte Bonnet</a>	1995	France	1:02.65	2:09.34	3:16.03	4:21.75	
3	<a href="#">Rachael Williamson</a>	1995	Great Britain	1:02.58	2:09.06	3:15.79	4:22.70	
4	<a href="#">Donata Kilijska</a>	1995	Poland	1:02.98	2:10.38	3:17.55	4:23.81	
5	<a href="#">Dia Schmiedhoffer</a>	1995	Hungary	1:02.63	2:09.32	3:16.88	4:24.40	
6	<a href="#">Lise Sand Syvertsen</a>	1995	Norway	1:03.95	2:12.06	3:19.77	4:26.35	
7	<a href="#">Diletta Carli</a>	1996	Italy	1:02.94	2:10.21	3:18.38	4:26.55	
8	<a href="#">Johanna Friedrich</a>	1995	Germany	1:02.51	2:10.28	3:18.74	4:26.84	

9	<a href="#">Karin Oto</a>	1996	Slovenia	1:03.54	2:12.50	3:22.17	4:29.57	Not in final
10	<a href="#">Esmee Vermeulen</a>	1996	Netherlands	1:02.81	2:10.70	3:20.37	4:29.65	
11	<a href="#">Maria Borrella</a>	1995	Spain	1:04.94	2:13.33	3:21.47	4:30.12	
12	<a href="#">Natacha Delvoie</a>	1995	Belgium	1:04.20	2:12.27	3:22.45	4:31.23	
13	<a href="#">Svetlana Sheludko</a>	1996	Russia	1:04.59	2:13.06	3:22.64	4:31.44	
14	<a href="#">Kia Hansen</a>	1995	Denmark	1:04.53	2:13.96	3:23.67	4:33.16	
15	<a href="#">Martina Marcs</a>	1995	Israel	1:05.00	2:16.02	3:26.55	4:35.71	
16	<a href="#">Nadiia Gumeniuk</a>	1995	Ukraine	1:06.50	2:16.30	3:27.52	4:36.47	
17	<a href="#">Alice Della Bruna</a>	1995	Switzerland	1:04.17	2:14.49	3:26.99	4:37.00	
18	<a href="#">Eleni Vasileiadou</a>	1995	Greece	1:05.15	2:16.08	3:27.87	4:38.23	
19	<a href="#">Maria Batliner</a>	1996	Liechtenstein	1:03.61	2:15.99	3:28.88	4:39.66	
20	<a href="#">Maria Romaniuk</a>	1996	Estonia	1:05.47	2:18.75	3:30.22	4:39.70	
21	<a href="#">Anni Hirvelä</a>	1995	Finland	1:05.76	2:17.60	3:29.61	4:39.98	
22	<a href="#">Andra Ioana Singuran</a>	1995	Romania	1:04.26	2:16.23	3:29.84	4:42.69	
23	<a href="#">Zuzana Tencerova</a>	1995	Slovakia	1:06.01	2:17.93	3:31.20	4:43.30	
24	<a href="#">Katarina Draganov Cordas</a>	1995	Serbia	1:05.49	2:18.69	3:32.85	4:44.49	
25	<a href="#">Silvia Soares</a>	1995	Portugal	1:09.44	2:22.13	3:34.93	4:45.62	
26	<a href="#">Sara Ottosson-Bixo</a>	1995	Sweden	1:10.12	2:22.91	3:35.22	4:46.50	
27	<a href="#">Beste Kantar</a>	1995	Turkey	1:05.82	2:18.43	3:32.66	4:48.49	
28	<a href="#">Bara Kristin Bjorgvinsdot</a>	1995	Iceland	1:08.25	2:21.85	3:36.14	4:48.77	
29	<a href="#">Migle Staraitė</a>	1995	Lithuania	1:09.02	2:23.67	3:39.43	4:55.24	
30	<a href="#">Petya Dimova</a>	1995	Bulgaria	1:09.92	2:25.14	3:41.03	4:55.76	

#### Event 2, 100m Freestyle Men, Finals

Place	Name	Born	Club	50m	Finish	Status
1	<a href="#">Maximilian Oswald</a>	1994	Germany	24.24	50.54	
2	<a href="#">Aitor Martinez Rodriguez</a>	1993	Spain	23.72	50.58	
2	<a href="#">Velimir Stjepanovic</a>	1993	Serbia	24.45	50.58	
4	<a href="#">Pawel Werner</a>	1993	Poland	24.50	50.82	
5	<a href="#">Daniel Skaaning</a>	1993	Denmark	24.51	50.96	
6	<a href="#">Clément Mignon</a>	1993	France	24.36	51.14	
7	<a href="#">Dmitry Ermakov</a>	1993	Russia	24.86	51.66	
8	<a href="#">Alessio Negrelli</a>	1993	Italy	25.11	52.03	
9	<a href="#">Matias Koski</a>	1994	Finland	25.56	52.82	
10	<a href="#">Oscar Ekstroem</a>	1994	Sweden	25.23	53.03	

11	<a href="#">Fred Karu</a>	1993	Estonia	25.60	53.07
12	<a href="#">Bertug Coskun</a>	1993	Turkey	25.81	53.11
13	<a href="#">Dion Dreesens</a>	1993	Netherlands	25.55	53.17
14	<a href="#">Volodymyr Sushchuk</a>	1994	Ukraine	25.35	53.22
15	<a href="#">Samuel Straughan</a>	1993	Great Britain	25.81	53.36
16	<a href="#">Einaras Tamaliunas</a>	1993	Lithuania	25.92	53.55

#### Event 2, 100m Freestyle Men, Heats

Place	Name	Born	Club	50m	Finish	Status
1	<a href="#">Maximilian Oswald</a>	1994	Germany	24.88	51.11	
2	<a href="#">Aitor Martinez Rodriguez</a>	1993	Spain	23.93	51.28	
3	<a href="#">Clément Mignon</a>	1993	France	24.29	51.31	
4	<a href="#">Velimir Stjepanovic</a>	1993	Serbia	25.19	51.41	
5	<a href="#">Dmitry Ermakov</a>	1993	Russia	25.01	51.53	
6	<a href="#">Pawel Werner</a>	1993	Poland	24.65	51.71	
7	<a href="#">Daniel Skaaning</a>	1993	Denmark	24.63	51.79	
8	<a href="#">Alessio Negrelli</a>	1993	Italy	25.06	51.83	
9	<a href="#">Oscar Ekstroem</a>	1994	Sweden	24.97	52.61	
10	<a href="#">Matias Koski</a>	1994	Finland	25.16	52.70	
11	<a href="#">Louis Croenen</a>	1994	Belgium	25.36	52.79	
12	<a href="#">Fred Karu</a>	1993	Estonia	25.43	52.85	
13	<a href="#">Dion Dreesens</a>	1993	Netherlands	25.29	52.94	
14	<a href="#">Samuel Straughan</a>	1993	Great Britain	25.57	52.95	
15	<a href="#">Volodymyr Sushchuk</a>	1994	Ukraine	25.65	53.20	
16	<a href="#">Einaras Tamaliunas</a>	1993	Lithuania	25.70	53.36	
17	<a href="#">Bertug Coskun</a>	1993	Turkey	25.54	53.41	
18	<a href="#">Mihael Vukic</a>	1994	Croatia	25.40	53.42	
19	<a href="#">Peter Keidl</a>	1993	Hungary	25.48	53.56	
20	<a href="#">Daniel Wartner</a>	1993	Austria	25.38	53.60	
21	<a href="#">Tomas Pavlicek</a>	1993	Czech Republic	25.78	53.68	
22	<a href="#">Miguel Saraiva</a>	1993	Portugal	25.72	53.83	
23	<a href="#">Jan-This Aebersold</a>	1993	Switzerland	25.80	53.94	
24	<a href="#">Jordan Sloan</a>	1993	Ireland	25.61	53.95	
25	<a href="#">Matej Golob</a>	1993	Slovenia	25.86	53.98	
26	<a href="#">Ioannis Petros Engonopoul</a>	1993	Greece	26.15	54.10	
27	<a href="#">Ilia Abramovich</a>	1993	Belarus	25.68	54.30	Not in final

28	<a href="#">Tsur Sorqwell</a>	1993	Israel	25.88	54.44
29	<a href="#">Andrei Negrea</a>	1993	Romania	26.05	54.45
30	<a href="#">Pavels Gribovskis</a>	1993	Latvia	25.70	54.93
31	<a href="#">Marek Stanko</a>	1993	Slovakia	25.84	54.96
32	<a href="#">Constantinos Orphanos</a>	1993	Cyprus	26.32	55.45
33	<a href="#">Davit Sikharulidze</a>	1994	Georgia	27.12	56.33
34	<a href="#">Kristijan Krastev</a>	1994	Bulgaria	27.55	56.91
35	<a href="#">Damir Hodzic</a>	1993	Bosnia-Herzegovina	27.29	57.01
36	<a href="#">Christoph Meier</a>	1993	Liechtenstein	27.41	57.34
37	<a href="#">Joel Lopez Ardan</a>	1993	Andorra	27.37	58.12
38	<a href="#">Harutyun Banduryan</a>	1994	Armenia	27.45	58.75

#### Event 3, 100m Butterfly Women, Finals

Place	Name	Born	Club	50m	Finish	Status
1	<a href="#">Alexandra Wenk</a>	1995	Germany	29.01	1:01.42	
2	<a href="#">Eva Chavez-Diaz</a>	1995	Austria	29.68	1:03.13	
3	<a href="#">Arianna Letrari</a>	1995	Italy	29.24	1:03.19	
4	<a href="#">Celine Bertrand</a>	1995	Sweden	29.24	1:03.40	
5	<a href="#">Danielle Lowe</a>	1995	Great Britain	29.60	1:03.56	
6	<a href="#">Marianne Vinsand</a>	1995	Denmark	30.21	1:04.61	
7	<a href="#">Mila Jovanov</a>	1995	Serbia	30.55	1:05.11	
8	<a href="#">Yuliya Kyselova</a>	1995	Ukraine	30.98	1:05.26	
9	<a href="#">Vaiva Gimbutyte</a>	1995	Lithuania	29.87	1:03.68	
10	<a href="#">Emilie N Loevberg</a>	1995	Norway	30.52	1:04.72	
11	<a href="#">Kata Burian</a>	1995	Hungary	30.13	1:05.45	
12	<a href="#">Isabel Ruiz Maria</a>	1995	Spain	30.70	1:05.67	
13	<a href="#">Agata Szmagalska</a>	1995	Poland	30.92	1:05.86	
14	<a href="#">Maria Kladi-Marouda</a>	1995	Greece	31.02	1:06.45	
15	<a href="#">Joan Grandjean</a>	1996	Belgium	31.52	1:06.86	
16	<a href="#">Adriana Crovetto</a>	1995	Switzerland	31.23	1:06.99	

Event 3, 100m Butterfly Women, Heats

Place	Name	Born	Club	50m	100m	150m	Finish	Status
1	<a href="#">Alexandra Wenk</a>	1995	Germany	28.98			1:01.92	
2	<a href="#">Danielle Lowe</a>	1995	Great Britain	29.14			1:02.97	
3	<a href="#">Arianna Letrari</a>	1995	Italy	29.86			1:04.16	
4	<a href="#">Eva Chavez-Diaz</a>	1995	Austria	30.24			1:04.30	
5	<a href="#">Celine Bertrand</a>	1995	Sweden	29.25			1:04.31	
6	<a href="#">Mila Jovanov</a>	1995	Serbia	30.07			1:04.64	
7	<a href="#">Marianne Vinsand</a>	1995	Denmark	30.31			1:04.91	
8	<a href="#">Yuliya Kyselova</a>	1995	Ukraine	30.63			1:05.03	
9	<a href="#">Vaiva Gimbutyte</a>	1995	Lithuania	30.38			1:05.06	
10	<a href="#">Agata Szmagalska</a>	1995	Poland	30.79			1:05.12	
11	<a href="#">Emilie N Loevberg</a>	1995	Norway	30.84			1:05.52	
12	<a href="#">Adriana Crovetto</a>	1995	Switzerland	29.82			1:05.59	
13	<a href="#">Kata Burian</a>	1995	Hungary	29.85			1:05.69	
14	<a href="#">Isabel Ruiz Maria</a>	1995	Spain	30.48			1:06.09	
15	<a href="#">Maria Kladi-Marouda</a>	1995	Greece	31.11			1:06.31	
16	<a href="#">Joan Grandjean</a>	1996	Belgium	31.28			1:06.41	
17	<a href="#">Moica Sagmeister</a>	1996	Slovenia	31.19			1:06.49	
18	<a href="#">Maria Batliner</a>	1996	Liechtenstein	31.42			1:06.72	
19	<a href="#">Anita Stepanenko</a>	1996	Estonia	30.82			1:07.76	
20	<a href="#">Vera Koprivova</a>	1995	Czech Republic	31.59			1:07.80	
21	<a href="#">Denisa Tenkelova</a>	1995	Slovakia	31.55			1:07.95	
22	<a href="#">Oona Laukkanen</a>	1995	Finland	31.11			1:08.09	
23	<a href="#">Lisa Soares</a>	1995	Portugal	30.94			1:08.19	
24	<a href="#">Salome Jonsdottir</a>	1995	Iceland	31.77			1:08.27	
25	<a href="#">Idil Konca</a>	1995	Turkey	30.67			1:08.96	
-	<a href="#">Svetlana Chimrowa</a>	1996	Russia				DNF	

Event 4, 200m Backstroke Men, Finals

Place	Name	Born	Club	50m	100m	150m	Finish	Status
1	<a href="#">Christian Diener</a>	1993	Germany	28.28	58.97	1:31.16	2:03.78	
2	<a href="#">Matthew</a>	1993	Spain	29.19	1:00.48	1:32.89	2:05.04	

3	<a href="#">Mcmanemy</a>	1993	Great Britain	29.45	1:01.27	1:34.03	2:05.24
4	<a href="#">Grant Halsall</a>	1994	Hungary	29.56	1:01.36	1:33.83	2:05.89
5	<a href="#">Mark Papp</a>	1994	Czech Republic	29.62	1:01.85	1:34.46	2:06.36
6	<a href="#">Jakub Kocar</a>	1994	Italy	29.30	1:01.94	1:35.25	2:06.42
7	<a href="#">Fabio Laugeni</a>	1994	Greece	29.91	1:01.74	1:34.73	2:07.36
	<a href="#">Harilaos Karakaidos</a>						
8	<a href="#">Andreas Schiellerup</a>	1993	Denmark	29.04	1:00.67	1:33.75	2:07.50
9	<a href="#">David Gamburg</a>	1993	Israel	29.80	1:01.58	1:33.76	2:05.89
10	<a href="#">Mateusz Wysoczynski</a>	1993	Poland	29.55	1:01.38	1:34.02	2:06.48
11	<a href="#">Charles Navarre</a>	1993	Belgium	30.60	1:03.45	1:36.43	2:09.06
12	<a href="#">Gorazd Cepisevski</a>	1993	Macedonia	30.78	1:03.89	1:37.40	2:10.49
13	<a href="#">Goncalo Gregorio</a>	1993	Portugal	30.41	1:03.69	1:37.93	2:10.71
14	<a href="#">Stas Slabe</a>	1993	Slovenia	31.32	1:04.91	1:38.75	2:11.20
15	<a href="#">Gokberk Pala</a>	1993	Turkey	31.23	1:04.22	1:38.32	2:12.69
16	<a href="#">Igor Chornyi</a>	1993	Ukraine	30.92	1:04.88	1:39.30	2:14.39

#### Event 4, 200m Backstroke Men, Heats

Place	Name	Born	Club	50m	100m	150m	Finish	Status
1	<a href="#">Christian Diener</a>	1993	Germany	28.38	59.12	1:31.13	2:04.48	
2	<a href="#">Andreas Schiellerup</a>	1993	Denmark	29.08	1:00.84	1:33.41	2:05.90	
3	<a href="#">Fabio Laugeni</a>	1994	Italy	29.28	1:00.77	1:33.91	2:06.46	
4	<a href="#">Matthew Mcmanemy</a>	1993	Spain	29.18	1:01.16	1:33.77	2:06.62	
5	<a href="#">Jakub Kocar</a>	1994	Czech Republic	29.80	1:02.15	1:34.74	2:07.22	
6	<a href="#">Harilaos Karakaidos</a>	1994	Greece	30.75	1:02.79	1:35.09	2:07.26	
7	<a href="#">Mark Papp</a>	1994	Hungary	29.66	1:02.03	1:35.13	2:07.33	
8	<a href="#">Grant Halsall</a>	1993	Great Britain	30.15	1:02.13	1:35.46	2:07.54	
9	<a href="#">David Gamburg</a>	1993	Israel	30.30	1:02.43	1:35.31	2:08.16	
10	<a href="#">Elijah Stolz</a>	1993	Switzerland	29.98	1:02.02	1:35.14	2:08.31	Not in final
11	<a href="#">Charles Navarre</a>	1993	Belgium	30.19	1:02.16	1:35.36	2:08.98	
12	<a href="#">Mateusz Wysoczynski</a>	1993	Poland	29.90	1:02.68	1:37.05	2:10.18	
13	<a href="#">Goncalo Gregorio</a>	1993	Portugal	30.09	1:02.90	1:37.15	2:12.03	
14	<a href="#">Gorazd Cepisevski</a>	1993	Macedonia	31.62	1:05.21	1:39.16	2:12.34	

15	<a href="#">Stas Slabe</a>	1993	Slovenia	30.26	1:03.54	1:38.18	2:12.75
16	<a href="#">Igor Chornyi</a>	1993	Ukraine	30.55	1:03.70	1:38.22	2:13.23
17	<a href="#">Gokberk Pala</a>	1993	Turkey	30.99	1:04.50	1:39.18	2:13.24
18	<a href="#">Mihai Spalatelu</a>	1993	Romania	30.62	1:04.50	1:39.51	2:13.32
19	<a href="#">Arseni Kukharau</a>	1993	Belarus	29.62	1:02.69	1:38.67	2:13.93
20	<a href="#">Lyubomir Aleksiev</a>	1993	Bulgaria	30.99	1:04.35	1:39.30	2:14.33
21	<a href="#">Philipp Jaksche</a>	1993	Austria	30.49	1:03.80	1:38.74	2:14.54
22	<a href="#">Aivaras Kubilius</a>	1993	Lithuania	31.25	1:04.81	1:39.78	2:14.59
23	<a href="#">Martin Fakla</a>	1993	Slovakia	32.13	1:05.27	1:40.13	2:14.62
24	<a href="#">Kolbeinn Hrafnkelsson</a>	1994	Iceland	31.44	1:05.84	1:42.97	2:19.66
25	<a href="#">Andrei Simic</a>	1994	Bosnia-Herzegovina	33.01	1:08.38	1:45.27	2:21.63
26	<a href="#">Antons Voitovs</a>	1994	Latvia	32.27	1:07.89	1:45.42	2:22.42
27	<a href="#">Christopher Kokarev</a>	1993	Finland	32.59	1:09.20	1:48.12	2:25.01

#### Event 5, 200m Breaststroke Women, Finals

Place	Name	Born	Club	50m	100m	150m	Finish	Status
1	<a href="#">Carlotta Toni</a>	1995	Italy	34.23	1:12.16	1:51.05	2:30.22	
2	<a href="#">Jenna Laukkanen</a>	1995	Finland	34.74	1:13.37	1:53.36	2:34.15	
3	<a href="#">Tatiana Chudnova</a>	1996	Russia	34.72	1:13.39	1:53.81	2:34.55	
4	<a href="#">Justyna Otremba</a>	1995	Poland	35.00	1:13.67	1:54.08	2:34.74	
5	<a href="#">Anna Sztankovics</a>	1996	Hungary	34.70	1:14.07	1:54.51	2:36.10	
6	<a href="#">Neza Marcun</a>	1995	Slovenia	35.91	1:15.75	1:55.79	2:36.37	
7	<a href="#">Sycerika McMahon</a>	1995	Ireland	35.48	1:14.82	1:55.76	2:37.00	
8	<a href="#">Charlotte Bradbury</a>	1995	Great Britain	35.91	1:15.40	1:56.33	2:37.67	
9	<a href="#">Julia Willers</a>	1996	Germany	34.86	1:15.23	1:56.23	2:36.16	
10	<a href="#">Sara Ottosson-Bixo</a>	1995	Sweden	36.28	1:16.14	1:56.88	2:38.09	
11	<a href="#">Alona Kyselova</a>	1996	Ukraine	35.99	1:15.97	1:57.03	2:38.23	
12	<a href="#">Camille Amardeilh</a>	1995	France	37.27	1:16.80	1:58.04	2:39.01	
13	<a href="#">Lucia Chiesa</a>	1995	Switzerland	36.19	1:16.82	1:58.37	2:40.63	
14	<a href="#">Nicole Pichler</a>	1995	Austria	35.78	1:16.70	1:59.47	2:42.56	
15	<a href="#">Julie de Coster</a>	1995	Belgium	36.95	1:18.68	2:00.92	2:43.04	
16	<a href="#">Ingalill Urrang Naustvik</a>	1995	Norway	37.85	1:20.56	2:02.04	2:44.14	



## Event 5, 200m Breaststroke Women, Heats

Place	Name	Born	Club	50m	100m	150m	Finish	Status
1	<a href="#">Carlotta Toni</a>	1995	Italy	34.40	1:12.42	1:51.03	2:30.47	
2	<a href="#">Jenna Laukkanen</a>	1995	Finland	34.53	1:13.10	1:53.02	2:33.52	
3	<a href="#">Justyna Otręmba</a>	1995	Poland	35.40	1:14.96	1:55.22	2:34.33	
4	<a href="#">Tatiana Chudnova</a>	1996	Russia	35.80	1:15.06	1:55.79	2:36.06	
5	<a href="#">Charlotte Bradbury</a>	1995	Great Britain	35.69	1:14.88	1:56.16	2:36.31	
6	<a href="#">Anna Sztankovics</a>	1996	Hungary	35.02	1:15.38	1:56.13	2:36.68	
7	<a href="#">Neza Marcun</a>	1995	Slovenia	35.72	1:16.04	1:56.93	2:38.12	
8	<a href="#">Sycerika McMahon</a>	1995	Ireland	35.46	1:14.49	1:56.41	2:38.19	
9	<a href="#">Sara Ottosson-Bixo</a>	1995	Sweden	36.98	1:17.20	1:58.28	2:39.05	
10	<a href="#">Nicole Pichler</a>	1995	Austria	35.78	1:15.84	1:57.71	2:39.36	
11	<a href="#">Alona Kyselova</a>	1996	Ukraine	35.86	1:16.10	1:57.66	2:39.48	
12	<a href="#">Julia Willers</a>	1996	Germany	33.95	1:14.66	1:57.24	2:39.73	
13	<a href="#">Camille Amardeilh</a>	1995	France	36.33	1:16.29	1:57.67	2:39.94	
14	<a href="#">Julie de Coster</a>	1995	Belgium	36.80	1:18.34	2:00.19	2:41.21	
15	<a href="#">Lucia Chiesa</a>	1995	Switzerland	36.32	1:16.99	1:59.17	2:42.08	
16	<a href="#">Ingalill Urrang Naustvik</a>	1995	Norway	35.72	1:16.55	1:59.91	2:43.31	
17	<a href="#">Argyri Papadopoulou</a>	1995	Greece	36.53	1:18.59	2:01.78	2:44.75	
18	<a href="#">Maria Romanjuk</a>	1996	Estonia	37.75	1:19.94	2:02.88	2:44.76	
19	<a href="#">Alexandra Ciorobea</a>	1996	Romania	37.92	1:19.83	2:03.07	2:45.15	
20	<a href="#">Dragana Ivanovic</a>	1995	Serbia	37.14	1:19.86	2:02.25	2:46.15	
21	<a href="#">Simone Friis Hansen</a>	1995	Denmark	36.72	1:19.14	2:02.42	2:46.48	
22	<a href="#">Tatsiana Siauruk</a>	1995	Belarus	38.75	1:21.49	2:05.03	2:48.72	
23	<a href="#">Marta Benitez</a>	1995	Spain	36.72	1:18.95	2:04.11	2:48.76	
24	<a href="#">Rita Leitao</a>	1996	Portugal	37.83	1:20.22	2:04.59	2:49.66	
25	<a href="#">Nicole Nova</a>	1995	Czech Republic	37.41	1:20.84	2:05.67	2:50.34	
26	<a href="#">Maria Kosikova</a>	1995	Slovakia	36.64	1:19.87	2:05.87	2:51.09	
27	<a href="#">Vangelina Draganova</a>	1995	Bulgaria	40.09	1:25.63	2:11.28	2:57.13	
28	<a href="#">Agnese Gedrovica</a>	1995	Latvia	40.66	1:26.18	2:12.34	2:57.59	

29	<a href="#">Johanna Julia Juliusdotti</a>	1996	Iceland	40.05	1:24.57	2:11.17	2:58.13
30	<a href="#">Beste Aslan</a>	1996	Turkey	39.65	1:24.95	2:12.25	2:59.56

#### Event 6, 200m Medley Men, Finals

Place	Name	Born	Club	50m	100m	150m	Finish	Status
1	<a href="#">Ieuan Lloyd</a>	1993	Great Britain	26.89	59.06	1:35.42	2:05.20	
2	<a href="#">Marcin Suzin</a>	1993	Poland	27.21	59.64	1:36.04	2:06.37	
3	<a href="#">Andreas Vazaios</a>	1994	Greece	27.38	1:00.03	1:36.71	2:07.36	
4	<a href="#">Elijah Stolz</a>	1993	Switzerland	27.93	1:00.50	1:39.05	2:08.73	
5	<a href="#">Fran Krznaric</a>	1994	Croatia	27.52	1:00.12	1:40.16	2:10.41	
6	<a href="#">Gaëtan Quirin</a>	1993	France	28.72	1:03.28	1:41.07	2:11.37	
7	<a href="#">Vitaliy Alpatov</a>	1993	Ukraine	27.59	1:03.76	1:41.75	2:12.04	
8	<a href="#">Roberto Parisi</a>	1993	Italy	28.05	1:03.84	1:40.50	2:13.43	
9	<a href="#">Jens Bakker</a>	1993	Netherlands	28.59	1:03.29	1:40.00	2:09.38	
10	<a href="#">Felix Firsov</a>	1993	Russia	27.75	1:01.27	1:39.66	2:09.75	
11	<a href="#">Alejandro Garcia</a>	1993	Spain	28.29	1:03.34	1:40.33	2:11.03	
12	<a href="#">Nikola Trajkovic</a>	1994	Serbia	28.29	1:01.20	1:39.89	2:11.69	
13	<a href="#">Nikolaus Dittrich</a>	1993	Austria	27.04	1:01.72	1:41.28	2:12.04	
14	<a href="#">Rasmus Dufour</a>	1993	Denmark	28.17	1:03.49	1:41.03	2:12.14	
15	<a href="#">Nicholas Quinn</a>	1993	Ireland	27.92	1:03.32	1:41.46	2:13.01	
16	<a href="#">Tal Hanani</a>	1993	Israel	29.33	1:03.00	1:42.14	2:13.40	

#### Event 6, 200m Medley Men, Heats

Place	Name	Born	Club	50m	100m	150m	Finish	Status
1	<a href="#">Ieuan Lloyd</a>	1993	Great Britain	27.04	59.29	1:36.58	2:07.57	
2	<a href="#">Marcin Suzin</a>	1993	Poland	27.40	1:00.24	1:38.06	2:08.44	
3	<a href="#">Andreas Vazaios</a>	1994	Greece	27.47	1:01.38	1:38.01	2:09.24	
4	<a href="#">Fran Krznaric</a>	1994	Croatia	27.04	59.84	1:39.44	2:09.36	
5	<a href="#">Roberto Parisi</a>	1993	Italy	28.84	1:02.77	1:38.63	2:10.00	
6	<a href="#">Elijah Stolz</a>	1993	Switzerland	28.22	1:00.74	1:40.05	2:10.21	
7	<a href="#">Vitaliy Alpatov</a>	1993	Ukraine	27.65	1:02.12	1:40.06	2:10.72	
8	<a href="#">Gaëtan Quirin</a>	1993	France	28.39	1:02.02	1:40.37	2:10.81	
9	<a href="#">Rasmus Dufour</a>	1993	Denmark	27.99	1:03.47	1:40.44	2:10.89	
10	<a href="#">Jens Bakker</a>	1993	Netherlands	28.03	1:02.67	1:40.60	2:10.93	

11	<a href="#">Alejandro Garcia</a>	1993	Spain	28.41	1:03.37	1:40.45	2:11.03
12	<a href="#">Tal Hanani</a>	1993	Israel	28.92	1:02.41	1:40.42	2:11.40
13	<a href="#">Nikola Trajkovic</a>	1994	Serbia	28.06	1:00.91	1:39.30	2:11.61
14	<a href="#">Nikolaus Ditttrich</a>	1993	Austria	26.67	1:01.64	1:40.88	2:11.67
15	<a href="#">Maximilian Oswald</a>	1994	Germany	26.10	1:00.54	1:41.63	2:11.77
16	<a href="#">Felix Firsov</a>	1993	Russia	27.63	1:01.59	1:40.97	2:12.06
17	<a href="#">Nicholas Quinn</a>	1993	Ireland	27.51	1:02.43	1:40.85	2:13.21
18	<a href="#">Pedro Mendes</a>	1993	Portugal	27.58	1:01.16	1:41.85	2:13.37
19	<a href="#">Marcell Csütörtöki</a>	1993	Hungary	28.44	1:02.19	1:43.04	2:13.80
20	<a href="#">Martin Jedlinsky</a>	1993	Czech Republic	28.96	1:03.34	1:41.89	2:13.87
21	<a href="#">Ali Baturay Yilmaz</a>	1994	Turkey	27.62	1:00.92	1:41.62	2:13.96
22	<a href="#">Kristian Jürisoo</a>	1993	Estonia	27.95	1:03.41	1:41.26	2:13.97
23	<a href="#">Jere-Petteri Laukkanen</a>	1993	Finland	28.20	1:03.00	1:43.11	2:14.72
24	<a href="#">Erikas Svirskas</a>	1994	Lithuania	28.35	1:03.48	1:43.56	2:15.20
25	<a href="#">Horia Cristea</a>	1993	Romania	28.12	1:02.85	1:44.42	2:15.58
26	<a href="#">Nejc Jurjevcic</a>	1993	Slovenia	28.96	1:03.75	1:44.65	2:16.86
27	<a href="#">Rostislav Kubicky</a>	1994	Slovakia	29.19	1:02.72	1:44.49	2:17.62
28	<a href="#">Irakli Bolkvadze</a>	1994	Georgia	30.08	1:05.41	1:44.95	2:18.48
29	<a href="#">Anton Sveinn Mckee</a>	1993	Iceland	29.63	1:08.30	1:48.71	2:20.83
30	<a href="#">Andrej Simic</a>	1994	Bosnia-Herzegovina	30.50	1:06.80	1:49.40	2:21.63
31	<a href="#">Damir Hodzic</a>	1993	Bosnia-Herzegovina	28.86	1:06.46	1:47.50	2:21.99
32	<a href="#">Gorazd Cepisevski</a>	1993	Macedonia	30.85	1:06.95	1:51.47	2:23.14
33	<a href="#">Nikolajs Maskalenko</a>	1993	Latvia	30.27	1:09.22	1:50.79	2:23.76
34	<a href="#">Joel Lopez Ardan</a>	1993	Andorra	29.70	1:10.52	1:51.82	2:25.79

Event 7, 4X100m Freestyle Women, Finals

Place	Name	Born	Club	50m	100m	Finish	Status
1	France 1	1900	France			3:50.40	
	<a href="#">Léa Wissocq</a>	1995		28.18	57.54	57.54	
	<a href="#">Camille Gheorghiu</a>	1996		27.73	58.31	1:55.85	
	<a href="#">Assia Touati</a>	1995		27.50	57.78	2:53.63	
	<a href="#">Charlotte Bonnet</a>	1995		27.47	56.77	3:50.40	

2	Italy 1 <a href="#">Eleonora Costa</a> <a href="#">Giada Trentin</a> <a href="#">Arianna Letrari</a> <a href="#">Diletta Carli</a>	Italy	1900 1995 1995 1995 1996	27.47 26.93 27.92 28.00	58.45 56.71 58.88 58.25	3:52.29 58.45 1:55.16 2:54.04 3:52.29
3	Great Britain 1 <a href="#">Amelia Maughan</a> <a href="#">Natalya Hofton</a> <a href="#">Rachel Martin</a> <a href="#">Kathryn Woolston-Thomas</a>	Great Britain	1900 1996 1995 1995 1995	27.93 28.34 28.15 27.37	57.63 59.81 59.03 57.32	3:53.79 57.63 1:57.44 2:56.47 3:53.79
4	Germany <a href="#">Alexandra Wenk</a> <a href="#">Alina Weber</a> <a href="#">Fabienne Mann</a> <a href="#">Johanna Friedrich</a>	Germany	1900 1995 1995 1995 1995	28.03 27.98 27.89 27.15	57.79 59.14 59.98 57.11	3:54.02 57.79 1:56.93 2:56.91 3:54.02
5	Russia <a href="#">Anastasia Vladimirova</a> <a href="#">Ksenia Yuskova</a> <a href="#">Kristina Krasvukova</a> <a href="#">Victoria Merkulowa</a>	Russia	1900 1995 1996 1995 1995	28.79 28.58 27.90 27.31	59.26 58.97 59.03 57.57	3:54.83 59.26 1:58.23 2:57.26 3:54.83
6	Netherlands 1 <a href="#">Jovanna Koens</a> <a href="#">Esmee Vermeulen</a> <a href="#">Annemarie Worst</a> <a href="#">Femke Leenstra</a>	Netherlands	1900 1995 1996 1995 1995	28.41 28.15 28.40 27.37	59.25 59.32 59.13 57.18	3:54.88 59.25 1:58.57 2:57.70 3:54.88
7	Hungary 1 <a href="#">Erika Mor Baranvai</a> <a href="#">Sara Joo</a> <a href="#">Dia Schmiedhoffer</a> <a href="#">Dora Szucs</a>	Hungary	1900 1995 1995 1995 1995	28.24 28.21 28.29 28.89	59.04 59.34 58.70 1:00.69	3:57.77 59.04 1:58.38 2:57.08 3:57.77
8	Poland     	Poland	1900			3:58.04



Event 7, 4X100m Freestyle Women, Heats

Place	Name	Born	Club	50m	100m	Finish	Status
1	<a href="#">Diana Sokolowska</a>	1996	Italy	28.27	58.85	58.85	
	<a href="#">Kinga Trojanowska</a>	1995		29.20	1:00.17	1:59.02	
	<a href="#">Donata Klijanska</a>	1995		29.14	59.99	2:59.01	
	<a href="#">Julia Jagoda</a>	1995		28.07	59.03	3:58.04	
2	Italy 1	1900	Great Britain	27.46	57.88	3:54.64	
	<a href="#">Eleonora Costa</a>	1995		28.49	1:00.28	57.88	
	<a href="#">Arianna Letrari</a>	1995		26.96	56.96	1:58.16	
	<a href="#">Giada Trentin</a>	1995		28.43	59.52	2:55.12	
	<a href="#">Federica Meloni</a>	1995				3:54.64	
3	France 1	1900	France	27.79	57.84	3:55.52	
	<a href="#">Amelia Maughan</a>	1996		27.78	58.20	57.84	
	<a href="#">Kathryn Woolston-</a> <a href="#">Thomas</a>	1995		28.28	59.29	1:56.04	
	<a href="#">Rachel Martin</a>	1995		28.66	1:00.19	2:55.33	
	<a href="#">Natasha Hofton</a>	1995				3:55.52	
4	Russia	1900	Russia	28.36	58.97	3:56.52	
	<a href="#">Camille Gheorghiu</a>	1996		27.38	57.93	58.97	
	<a href="#">Assia Touati</a>	1995		27.82	58.30	1:56.90	
	<a href="#">Léa Wissocq</a>	1995		29.40	1:01.32	2:55.20	
	<a href="#">Camille Amardeilh</a>	1995				3:56.52	
5	Germany	1900	Germany	28.98	59.98	3:56.56	
	<a href="#">Anastasia</a> <a href="#">Vladimirova</a>	1995		27.52	57.90	59.98	
	<a href="#">Victoria</a> <a href="#">Merkulowa</a>	1995		28.28	59.89	1:57.88	
	<a href="#">Kristina</a> <a href="#">Krasnyukova</a>	1995		28.77	58.79	2:57.77	
	<a href="#">Ksenia Yuskova</a>	1996				3:56.56	
5	Germany	1900	Germany	28.50	58.48	3:57.74	
	<a href="#">Alexandra Wenk</a>	1995		27.93	1:00.00	58.48	
	<a href="#">Alina Weber</a>	1995				1:58.48	



	<a href="#">Fabienne Mann</a> 1995	28.25	59.87	2:58.35
	<a href="#">Johanna Friedrich</a> 1995	28.11	59.39	3:57.74
6	Netherlands 1			3:57.76
	<a href="#">Jovanna Koens</a> 1995	28.61	59.28	59.28
	<a href="#">Esmee Vermeulen</a> 1996	28.66	1:00.17	1:59.45
	<a href="#">Annemarie Worst</a> 1995	28.57	59.80	2:59.25
	<a href="#">Femke Leenstra</a> 1995	28.01	58.51	3:57.76
7	Hungary 1			3:58.38
	<a href="#">Erika Mor Baranyai</a> 1995	28.32	59.06	59.06
	<a href="#">Sara Joo</a> 1995	28.42	59.14	1:58.20
	<a href="#">Dora Szucs</a> 1995	29.17	1:00.35	2:58.55
	<a href="#">Dia Schmiedhoffer</a> 1995	28.93	59.83	3:58.38
8	Poland			4:00.72
	<a href="#">Diana Sokolowska</a> 1996	28.18	59.14	59.14
	<a href="#">Donata Klijianska</a> 1995	30.12	1:02.16	2:01.30
	<a href="#">Kinga Trojanowska</a> 1995	29.05	1:00.14	3:01.44
	<a href="#">Julia Jagoda</a> 1995	28.31	59.28	4:00.72
9	Slovenia 1			4:01.51
	<a href="#">Mojca Sagmeister</a> 1996	28.59	59.46	59.46
	<a href="#">Kaja Vrhovnik</a> 1995	28.36	1:00.38	1:59.84
	<a href="#">Karin Oto</a> 1996	28.99	1:00.79	3:00.63
	<a href="#">Spela Bohinc</a> 1995	29.46	1:00.88	4:01.51
10	Spain 1			4:01.60
	<a href="#">Cristina Garcia</a> 1995	28.70	59.83	59.83
	<a href="#">Marina Rico</a> 1995	28.86	1:00.57	2:00.40
	<a href="#">Lidon Munoz Del Campo</a> 1995	28.66	59.60	3:00.00
	<a href="#">Maria Borrrela</a> 1995	29.30	1:01.60	4:01.60
11	Belgium 1			4:01.72
	<a href="#">Yne Dom</a> 1995	28.96	59.73	59.73
	<a href="#">Morganne Lambrechts</a> 1995	28.38	1:00.04	1:59.77
	<a href="#">Yasmine Bonne</a> 1996	28.52	1:00.58	3:00.35
	<a href="#">Chloe Matroule</a> 1995	29.35	1:01.37	4:01.72

12	Denmark	Denmark	1900	Denmark	29.32	1:01.15	4:02.10
	<a href="#">Caroline Eskildsen</a>		1995		27.50	58.84	1:01.15
	<a href="#">Mie O. Nielsen</a>		1996		29.96	1:02.32	1:59.99
	<a href="#">Simone Friis Hansen</a>		1995		28.37	59.79	3:02.31
	<a href="#">Kia Hansen</a>		1995				4:02.10
13	Finland 1	Finland	1900	Finland	29.27	59.98	4:02.23
	<a href="#">Jenna Laukkanen</a>		1995		28.92	1:00.90	59.98
	<a href="#">Eveliina Ala-Seppälä</a>		1995		28.33	1:00.43	2:00.88
	<a href="#">Veera Kivirinta</a>		1995		28.87	1:00.92	3:01.31
	<a href="#">Anni Hirvelä</a>		1995				4:02.23
14	Portugal	Portugal	1900	Portugal	28.90	1:01.24	4:05.94
	<a href="#">Catia Martinheira</a>		1995		30.43	1:03.57	1:01.24
	<a href="#">Silvia Soares</a>		1995		28.74	1:01.19	2:04.81
	<a href="#">Catarina Nunes</a>		1995		28.38	59.94	3:06.00
	<a href="#">Lisa Soares</a>		1995				4:05.94
15	Greece 1	Greece	1900	Greece	28.59	1:00.12	4:05.99
	<a href="#">Stavroula Karantakou</a>		1995		30.16	1:02.22	1:00.12
	<a href="#">Anastasia Chatzeli</a>		1995		30.43	1:02.49	2:02.34
	<a href="#">Maria Kladi-Marouda</a>		1995		29.45	1:01.16	3:04.83
	<a href="#">Eleni Vasileiadou</a>		1995				4:05.99
16	Switzerland 1	Switzerland	1900	Switzerland	29.94	1:02.02	4:06.24
	<a href="#">Alice Della Bruna</a>		1995		28.52	1:00.91	1:02.02
	<a href="#">Muriel Wobmann</a>		1995		29.73	1:03.53	2:02.93
	<a href="#">Adriana Crovetto</a>		1995		28.53	59.78	3:06.46
	<a href="#">Anais de Marchi</a>		1995				4:06.24
17	Turkey 1	Turkey	1900	Turkey	29.30	1:01.06	4:06.31
	<a href="#">Ceren Hatipoglu</a>		1995		29.95	1:02.39	1:01.06
	<a href="#">Begum Sariahmetoglu</a>		1995		29.58	1:02.06	2:03.45
	<a href="#">Beste Kantar</a>		1995		29.56	1:00.80	3:05.51
	<a href="#">Hazal Sarikaya</a>		1996				4:06.31
18	Ukraine	Ukraine	1900	Ukraine			4:06.37



19	<a href="#">Anna Gurzhvi</a> 1995 <a href="#">Nadiya Koba</a> 1995 <a href="#">Khrystyna</a> 1995 <a href="#">Yurchenko</a> 1995 <a href="#">Nadiia Gumeniuk</a> 1995 Lithuania 1 <a href="#">Vaiva Gimbutyte</a> 1995 <a href="#">Asta Drevinskaite</a> 1995 <a href="#">Migle Staraitė</a> 1995 <a href="#">Giedre Grigonyte</a> 1995 Lithuania Serbia <a href="#">Milana Basic</a> 1995 <a href="#">Aleksandra</a> 1996 <a href="#">Crvenko</a> <a href="#">Katarina Draganov</a> 1995 <a href="#">Cordas</a> <a href="#">Mila Jovanov</a> 1995 Serbia Iceland 1 <a href="#">Evglo Osk</a> 1995 <a href="#">Gustafsdottir</a> <a href="#">Kolbrun Jonsdottir</a> 1995 <a href="#">Salome Jonsdottir</a> 1995 <a href="#">Johanna Julia</a> 1996 <a href="#">Juliusdotti</a> Estonia 1 <a href="#">Maria Romanjuk</a> 1996 <a href="#">Karleen Kersa</a> 1996 <a href="#">Valeria Mihailova</a> 1995 <a href="#">Diana Kirs</a> 1995 Romania 1 <a href="#">Andra Ioana</a> 1995 <a href="#">Singuran</a> 1996 <a href="#">Florina Ilie</a> 1996 <a href="#">Alexandra</a> 1996 <a href="#">Ciorobea</a> <a href="#">Alina Ene</a> 1996 Romania	29.32 29.23 30.14 29.66  29.31 29.57 30.62 28.62  29.37 30.23 28.88 29.56  29.73 29.90 30.13 30.71  30.65 30.29 30.57 29.42  29.64 32.76 33.04 29.23	1:00.97 1:00.54 1:03.36 1:01.50  1:00.04 1:02.11 1:04.46 1:00.12  1:02.32 1:03.58 1:01.97 1:02.04  1:01.01 1:03.85 1:03.50 1:05.24  1:04.79 1:05.02 1:03.95 1:02.82  1:02.04 1:08.74 1:07.57 1:01.60	1:00.97 2:01.51 3:04.87 4:06.37 4:06.73 1:00.04 2:02.15 3:06.61 4:06.73  4:09.91 1:02.32 2:05.90  3:07.87 4:09.91  4:13.60 1:01.01 2:04.86 3:08.36 4:13.60  4:16.58 1:04.79 2:09.81 3:13.76 4:16.58  4:19.95 1:02.04 2:10.78 3:18.35 4:19.95
20				
21				
22				
23				



-	Norway 1	1900	Norway						DSQ
	<a href="#">Aslaug Marie Hjelmaas</a>	1995		28.06					59.49

#### Event 8, 4X100m Freestyle Men, Finals

Place	Name	Born	Club	50m	100m	Finish	Status
1	France 1	1900	France			3:25.98	
	<a href="#">Julien-Pierre Govetche</a>	1993		25.43	52.78	52.78	
	<a href="#">Mathieu Burtetz</a>	1993		24.48	51.62	1:44.40	
	<a href="#">Samuel-Kevin Lameynardie</a>	1993		24.46	51.43	2:35.83	
	<a href="#">Clément Mignon</a>	1993		23.61	50.15	3:25.98	
2	Germany	1900	Germany			3:27.69	
	<a href="#">Maximilian Oswald</a>	1994		25.67	52.03	52.03	
	<a href="#">Max Miral</a>	1993		24.86	52.32	1:44.35	
	<a href="#">Sebastian Schneider</a>	1993		24.37	51.51	2:35.86	
	<a href="#">Till Barthele</a>	1993		24.79	51.83	3:27.69	
3	Russia	1900	Russia			3:27.76	
	<a href="#">Aleksandr Klyukin</a>	1993		25.35	53.03	53.03	
	<a href="#">Maxim Koshelev</a>	1993		24.61	51.82	1:44.85	
	<a href="#">Ilya Lemaev</a>	1993		25.05	51.82	2:36.67	
	<a href="#">Dmitry Ermakov</a>	1993		24.62	51.09	3:27.76	
4	Poland	1900	Poland			3:30.24	
	<a href="#">Pawel Werner</a>	1993		24.77	51.64	51.64	
	<a href="#">Michal Szuba</a>	1993		25.29	52.59	1:44.23	
	<a href="#">Marcin Suzin</a>	1993		25.15	53.19	2:37.42	
	<a href="#">Mateusz Wysoczynski</a>	1993		25.46	52.82	3:30.24	
5	Great Britain 1	1900	Great Britain			3:30.71	
	<a href="#">Ieuan Lloyd</a>	1993		25.69	53.12	53.12	
	<a href="#">Steven King</a>	1993		24.76	52.59	1:45.71	



	<a href="#">Alisdair Stirling</a>	1993		24.61	52.32	2:38.03
	<a href="#">Samuel Straughan</a>	1993		25.27	52.68	3:30.71
6	Belgium 1	1900	Belgium			3:30.86
	<a href="#">Oliver van der Sande</a>	1993		25.37	53.36	53.36
	<a href="#">Jarre Lafort</a>	1993		24.98	52.60	1:45.96
	<a href="#">Louis Croenen</a>	1994		24.69	52.25	2:38.21
	<a href="#">Nathan Bonnel</a>	1993		25.23	52.65	3:30.86
7	Spain 1	1900	Spain			3:31.69
	<a href="#">Eduardo Solaechе</a>	1993		25.87	53.14	53.14
	<a href="#">Matthew Micmanemy</a>	1993		25.24	53.05	1:46.19
	<a href="#">Guillermo Higuero</a>	1993		25.30	53.08	2:39.27
	<a href="#">Aitor Martinez Rodriguez</a>	1993		24.12	52.42	3:31.69
-	Italy 1	1900	Italy			DSQ
	<a href="#">Luca Pancari</a>	1993		26.00		53.66

#### Event 8, 4X100m Freestyle Men, Heats


Place	Name	Born	Club	50m	100m	Finish	Status
1	France 1	1900	France			3:29.24	
	<a href="#">Samuel-Kevin Lameynardie</a>	1993		25.14	52.48	52.48	
	<a href="#">Mathieu Burtiez</a>	1993		24.42	51.76	1:44.24	
	<a href="#">Florian Agnes</a>	1993		25.34	53.11	2:37.35	
	<a href="#">Julien-Pierre Goyetche</a>	1993		24.68	51.89	3:29.24	
2	Russia	1900	Russia			3:29.88	
	<a href="#">Aleksandr Klyukin</a>	1993		25.38	52.93	52.93	
	<a href="#">Dmitry Ermakov</a>	1993		24.73	51.50	1:44.43	
	<a href="#">Ilya Lemaev</a>	1993		25.23	52.61	2:37.04	
	<a href="#">Maxim Koshelev</a>	1993		24.88	52.84	3:29.88	
3	Belgium 1	1900	Belgium			3:30.76	

	<a href="#">Oliver van der Sande</a>	1993	25.79	53.24	53.24
	<a href="#">Jarre Lafort</a>	1993	24.74	52.60	1:45.84
	<a href="#">Louis Croenen</a>	1994	24.58	51.82	2:37.66
	<a href="#">Nathan Bonnel</a>	1993	25.56	53.10	3:30.76
4	Germany	1900			3:30.85
	<a href="#">Maximilian Oswald</a>	1994	25.22	52.19	52.19
	<a href="#">Max Miral</a>	1993	25.20	53.29	1:45.48
	<a href="#">Sebastian Schneider</a>	1993	24.80	52.95	2:38.43
	<a href="#">Till Barthel</a>	1993	24.94	52.42	3:30.85
5	Poland	1900			3:30.95
	<a href="#">Bartosz Grzelec</a>	1993	25.96	53.87	53.87
	<a href="#">Mateusz Wysockynski</a>	1993	25.74	52.96	1:46.83
	<a href="#">Michal Szuba</a>	1993	25.47	52.67	2:39.50
	<a href="#">Pawel Werner</a>	1993	24.54	51.45	3:30.95
6	Great Britain 1	1900			3:31.63
	<a href="#">Ieuan Lloyd</a>	1993	26.00	53.74	53.74
	<a href="#">Steven King</a>	1993	25.02	52.94	1:46.68
	<a href="#">Alisdair Stirling</a>	1993	24.72	52.42	2:39.10
	<a href="#">Samuel Straughan</a>	1993	25.18	52.53	3:31.63
7	Italy 1	1900			3:32.86
	<a href="#">Luca Pancari</a>	1993	25.69	53.55	53.55
	<a href="#">Alessio Negrelli</a>	1993	24.81	51.20	1:44.75
	<a href="#">Davide Carlier</a>	1994	25.86	55.00	2:39.75
	<a href="#">Fabio Laugeni</a>	1994	25.55	53.11	3:32.86
8	Spain 1	1900			3:33.60
	<a href="#">Aitor Martinez Rodriguez</a>	1993	25.87	54.44	54.44
	<a href="#">Eduardo Solaeche</a>	1993	24.97	52.68	1:47.12
	<a href="#">Matthew Mcmanamy</a>	1993	25.36	53.05	2:40.17
	<a href="#">Guillermo Higuero</a>	1993	25.59	53.43	3:33.60
9	Hungary 1	1900			3:33.98



	<a href="#">Bence Biczó</a>	1993	25.94	53.44	53.44
	<a href="#">Marcell Csütörtöki</a>	1993	25.74	53.96	1:47.40
	<a href="#">Peter Keidl</a>	1993	25.07	52.73	2:40.13
	<a href="#">Balint Csaki</a>	1994	25.48	53.85	3:33.98
10	Lithuania 1	1900			3:34.48
	<a href="#">Irmantas Dernickas</a>	1993	25.34	55.08	55.08
	<a href="#">Dominykas Spudvilas</a>	1994	25.96	53.19	1:48.27
	<a href="#">Tadas Duskinas</a>	1994	25.15	53.54	2:41.81
	<a href="#">Einaras Tamaliunas</a>	1993	25.24	52.67	3:34.48
11	Belarus 1	1900			3:35.11
	<a href="#">Arseni Kukharau</a>	1993	25.92	54.06	54.06
	<a href="#">Aliksandr Sabalenka</a>	1993	25.40	54.33	1:48.39
	<a href="#">Aliksandr Huletski</a>	1994	25.53	53.51	2:41.90
	<a href="#">Ilia Abramovich</a>	1993	25.13	53.21	3:35.11
12	Austria 1	1900			3:35.34
	<a href="#">Daniel Wartner</a>	1993	25.92	53.32	53.32
	<a href="#">Nikolaus Dittrich</a>	1993	26.21	54.24	1:47.56
	<a href="#">Philipp Jaksche</a>	1993	26.73	56.31	2:43.87
	<a href="#">Christian Scheruebl</a>	1994	24.41	51.47	3:35.34
13	Portugal	1900			3:36.45
	<a href="#">Gustavo Santa</a>	1993	25.83	53.17	53.17
	<a href="#">Diego Silva</a>	1993	25.66	53.76	1:46.93
	<a href="#">Pedro Mendes</a>	1993	25.67	54.71	2:41.64
	<a href="#">Miguel Saraiva</a>	1993	25.45	54.81	3:36.45
14	Turkey 1	1900			3:36.52
	<a href="#">Ediz Yildirimer</a>	1993	26.16	53.73	53.73
	<a href="#">Ali Baturay Yilmaz</a>	1994	27.03	55.23	1:48.96
	<a href="#">Kemal Erce Eser</a>	1993	25.14	53.70	2:42.66
	<a href="#">Bertug Coskun</a>	1993	25.65	53.86	3:36.52
15	Serbia	1900			3:37.42

	<a href="#">Mladen Senicar</a>	1993		25.65	54.77	54.77
	<a href="#">Nikola Trajkovic</a>	1994		26.14	55.27	1:50.04
	<a href="#">Bojan Udicki</a>	1993		25.57	55.21	2:45.25
	<a href="#">Velimir Stjepanovic</a>	1993		24.80	52.17	3:37.42
16	Finland 1	1900	Finland			
	<a href="#">Christopher Kokarev</a>	1993		26.33	54.88	3:37.59
	<a href="#">Matias Koski</a>	1994		25.12	53.47	54.88
	<a href="#">Anton Herrala</a>	1993		25.93	54.71	1:48.35
	<a href="#">Niko Korhonen</a>	1993		25.35	54.53	2:43.06
						3:37.59
17	Ukraine	1900	Ukraine			
	<a href="#">Roman Zhuk</a>	1993		26.03	54.45	3:39.04
	<a href="#">Roman Oladko</a>	1993		25.32	54.12	54.45
	<a href="#">Igor Chornvi</a>	1993		26.65	56.29	1:48.57
	<a href="#">Oleksandr Shuliga</a>	1993		26.13	54.18	2:44.86
						3:39.04
18	Estonia 1	1900	Estonia			
	<a href="#">Piotr Degtjariov</a>	1993		25.34	53.76	3:39.10
	<a href="#">Aleksandr Malkov</a>	1993		27.79	57.08	53.76
	<a href="#">Kristian Jurisoo</a>	1993		25.92	54.84	1:50.84
	<a href="#">Fred Karu</a>	1993		25.50	53.42	2:45.68
						3:39.10
19	Switzerland 1	1900	Switzerland			
	<a href="#">Jan-This Aebersold</a>	1993		25.96	54.13	3:40.21
	<a href="#">Oliver Hugentobler</a>	1993		25.88	55.38	54.13
	<a href="#">Carlo Rezzonico</a>	1994		26.12	54.38	1:49.51
	<a href="#">Marc Luetzelschwab</a>	1994		27.03	56.32	2:43.89
						3:40.21
20	Romania 1	1900	Romania			
	<a href="#">Ioan Laurentiu Barbu</a>	1994		26.35	55.52	3:41.17
	<a href="#">Andrei Negrea</a>	1993		26.41	54.15	55.52
	<a href="#">Mihai Spalatelu</a>	1993		26.86	56.41	1:49.67
	<a href="#">Horia Cristea</a>	1993		26.36	55.09	2:46.08
						3:41.17
21	Greece 1	1900	Greece			
	<a href="#">Ioannis-Petros</a>	1993		26.28	54.81	3:41.98
						54.81



<a href="#">Engonopoul</a>	1994		26.68	55.40	1:50.21
<a href="#">Harilaos Karakaidos</a>	1993		26.20	55.61	2:45.82
<a href="#">Nikolaos Molyviatis</a>	1994		26.66	56.16	3:41.98
<a href="#">Andreas Vazaios</a>	1994				
22	Slovakia	1900			3:46.45
<a href="#">Marek Stanko</a>	1993	Slovakia	26.99	55.95	55.95
<a href="#">Rostislav Kubicky</a>	1994		27.40	58.09	1:54.04
<a href="#">Denis Lences</a>	1993		26.22	55.04	2:49.08
<a href="#">Martin Fakla</a>	1993		27.33	57.37	3:46.45
23	Iceland	1900			3:49.68
<a href="#">Kolbeinn Hrafnkelsson</a>	1994	Iceland	27.12	57.34	57.34
<a href="#">Anton Sveinn Mckee</a>	1993		26.01	56.18	1:53.52
<a href="#">Sigurdur F. Kristjansson</a>	1994		27.18	57.26	2:50.78
<a href="#">Birgir Viktor Hannesson</a>	1994		27.65	58.90	3:49.68

#### Event 9, 400m Freestyle Men, Finals

Place	Name	Born	Club	100m	200m	300m	Finish	Status
1	<a href="#">Myles Crouch-Anderson</a>	1993	Great Britain	56.02	1:56.14	2:56.10	3:55.42	
2	<a href="#">Christian Scheruebl</a>	1994	Austria	56.10	1:55.90	2:56.76	3:57.10	
3	<a href="#">Ediz Yildirim</a>	1993	Turkey	54.91	1:56.09	2:57.85	3:57.17	
4	<a href="#">Viktor B. Bromer</a>	1993	Denmark	56.76	1:56.85	2:57.38	3:57.31	
5	<a href="#">Michal Szuba</a>	1993	Poland	57.31	1:57.74	2:58.92	3:59.13	
6	<a href="#">Gustavo Santa</a>	1993	Portugal	56.84	1:58.15	3:01.28	4:02.85	
7	<a href="#">Guillermo Higuero</a>	1993	Spain	57.09	1:59.81	3:02.99	4:04.31	
8	<a href="#">Ward Bauwens</a>	1993	Belgium	58.49	2:00.81	3:03.69	4:04.72	
9	<a href="#">Konstantinos Avfadis</a>	1993	Greece	57.40	1:59.23	3:01.24	4:01.30	
10	<a href="#">David Kuncar</a>	1993	Czech Republic	57.43	1:59.16	3:01.69	4:02.19	

11	<a href="#">Dion Dreesens</a>	1993	Netherlands	56.80	1:58.82	3:01.45	4:02.58
12	<a href="#">Johannes Koldehoff</a>	1993	Germany	57.63	1:59.50	3:02.17	4:03.86
13	<a href="#">Clément Quilliec</a>	1993	France	58.16	2:00.72	3:04.69	4:07.23
14	<a href="#">Luca Pancari</a>	1993	Italy	57.83	2:00.90	3:04.49	4:07.80
15	<a href="#">Balint Csaki</a>	1994	Hungary	57.17	2:00.51	3:05.30	4:09.83
16	<a href="#">Matias Koski</a>	1994	Finland	57.41	2:01.15	3:05.90	4:10.48

#### Event 9, 400m Freestyle Men, Heats

Place	Name	Born	Club	100m	200m	300m	Finish	Status
1	<a href="#">Myles Crouch-Anderson</a>	1993	Great Britain	55.68	1:55.03	2:55.09	3:56.03	
2	<a href="#">Ediz Yildirim</a>	1993	Turkey	57.00	1:57.65	2:59.29	3:58.74	
3	<a href="#">Viktor B. Bromer</a>	1993	Denmark	57.04	1:57.08	2:57.93	3:58.81	
4	<a href="#">Christian Scheruebl</a>	1994	Austria	56.25	1:57.12	2:59.32	3:59.13	
5	<a href="#">Gustavo Santa</a>	1993	Portugal	57.45	1:58.40	3:00.37	3:59.38	
6	<a href="#">Guillermo Higuero</a>	1993	Spain	57.97	1:59.85	3:01.58	4:00.88	
7	<a href="#">Ward Bauwens</a>	1993	Belgium	58.28	1:59.41	3:00.70	4:01.37	
8	<a href="#">Michal Szuba</a>	1993	Poland	58.33	1:58.67	2:59.92	4:01.45	
9	<a href="#">Johannes Koldehoff</a>	1993	Germany	57.32	1:58.60	3:00.57	4:02.07	
10	<a href="#">Dion Dreesens</a>	1993	Netherlands	57.76	1:59.69	3:01.73	4:02.83	
11	<a href="#">David Kuncar</a>	1993	Czech Republic	57.15	1:58.82	3:01.04	4:03.16	
12	<a href="#">Konstantinos Avfadis</a>	1993	Greece	57.90	1:59.38	3:02.21	4:03.70	
13	<a href="#">Maxim Koshelev</a>	1993	Russia	57.41	1:59.35	3:01.91	4:05.34	Not in final
14	<a href="#">Clément Quilliec</a>	1993	France	59.15	2:01.29	3:04.53	4:06.97	
15	<a href="#">Luca Pancari</a>	1993	Italy	59.63	2:03.15	3:06.13	4:06.98	
16	<a href="#">Balint Csaki</a>	1994	Hungary	58.21	2:00.81	3:05.04	4:08.32	
17	<a href="#">Matias Koski</a>	1994	Finland	57.94	2:00.66	3:04.77	4:08.77	
18	<a href="#">Aliaksandr Huletski</a>	1994	Belarus	59.64	2:03.68	3:08.56	4:12.11	
19	<a href="#">Jan-This Aebersold</a>	1993	Switzerland	58.80	2:02.39	3:07.60	4:13.09	
20	<a href="#">Stas Slabe</a>	1993	Slovenia	1:00.58	2:04.59	3:09.23	4:13.65	
21	<a href="#">Aleksandr Malkov</a>	1993	Estonia	1:01.14	2:05.85	3:11.25	4:15.67	
22	<a href="#">Uvis Kalnins</a>	1993	Latvia	59.70	2:04.94	3:12.08	4:16.20	
23	<a href="#">Christoph Meier</a>	1993	Liechtenstein	1:00.58	2:06.02	3:11.88	4:16.38	
24	<a href="#">Tal Hanani</a>	1993	Israel	1:00.09	2:05.19	3:11.25	4:16.48	



25	<a href="#">Mihajlo Nikolic</a>	1993	Serbia	1:00.10	2:05.08	3:11.54	4:16.64
26	<a href="#">Anton Sveinn Mckee</a>	1993	Iceland	59.86	2:04.63	3:11.40	4:17.05
27	<a href="#">Nicholas Quinn</a>	1993	Ireland	1:01.63	2:06.45	3:12.02	4:17.80
28	<a href="#">Horia Cristea</a>	1993	Romania	1:01.89	2:08.54	3:15.85	4:22.05
29	<a href="#">Roman Zhuk</a>	1993	Ukraine	59.07	2:04.73	3:13.58	4:22.89
30	<a href="#">Erikas Svirkas</a>	1994	Lithuania	1:04.56	2:12.55	3:21.39	4:28.11
31	<a href="#">Andrej Simic</a>	1994	Bosnia-Herzegovina	1:03.07	2:12.26	3:21.26	4:29.93
32	<a href="#">Stanislav Budinov</a>	1993	Bulgaria	1:02.04	2:10.77	3:21.14	4:31.86

#### Event 10, 100m Freestyle Women, Finals

Place	Name	Born	Club	50m	100m	150m	200m	250m	300m	350m	400m	450m	500m	550m	600m	650m	700m	750m	800m	850m	900m	950m	1000m	Finish	Status			
1	<a href="#">Amelia Maughan</a>	1996	Great Britain	27.69	1:00.10	2:05.08	3:11.54	4:16.64	5:23.18	6:30.11	7:37.04	8:44.36	9:51.68	1:00.03	1:00.03	1:00.03	1:00.03	1:00.03	1:00.03	1:00.03	1:00.03	1:00.03	1:00.03	1:00.03	1:00.03	56.93		
2	<a href="#">Charlotte Bonnet</a>	1995	France	27.97	59.86	2:04.63	3:11.40	4:17.05	5:24.37	6:31.70	7:39.03	8:46.36	9:53.69	1:00.03	1:00.03	1:00.03	1:00.03	1:00.03	1:00.03	1:00.03	1:00.03	1:00.03	1:00.03	1:00.03	1:00.03	56.95		
3	<a href="#">Giada Trentin</a>	1995	Italy	27.43	1:01.63	2:06.45	3:12.02	4:17.80	5:25.14	6:32.47	7:40.14	8:47.81	9:55.48	1:00.03	1:00.03	1:00.03	1:00.03	1:00.03	1:00.03	1:00.03	1:00.03	1:00.03	1:00.03	1:00.03	1:00.03	57.19		
4	<a href="#">Femke Leenstra</a>	1995	Netherlands	28.51	1:01.89	2:08.54	3:15.85	4:22.05	5:30.18	6:38.31	7:46.44	8:54.57	10:02.70	1:00.03	1:00.03	1:00.03	1:00.03	1:00.03	1:00.03	1:00.03	1:00.03	1:00.03	1:00.03	1:00.03	1:00.03	57.97		
5	<a href="#">Sycerika McMahan</a>	1995	Ireland	28.14	59.07	2:04.73	3:13.58	4:22.89	5:31.02	6:39.15	7:47.28	8:55.41	10:03.54	1:00.03	1:00.03	1:00.03	1:00.03	1:00.03	1:00.03	1:00.03	1:00.03	1:00.03	1:00.03	1:00.03	1:00.03	58.04		
5	<a href="#">Celine Bertrand</a>	1995	Sweden	28.26	1:04.56	2:12.55	3:21.39	4:30.11	5:38.24	6:46.37	7:54.50	9:02.63	10:10.76	1:00.03	1:00.03	1:00.03	1:00.03	1:00.03	1:00.03	1:00.03	1:00.03	1:00.03	1:00.03	1:00.03	1:00.03	58.04		
7	<a href="#">Giedre Grigonyte</a>	1995	Lithuania	28.39	1:03.07	2:12.26	3:21.26	4:31.86	5:40.14	6:48.42	7:56.70	9:04.98	10:13.26	1:00.03	1:00.03	1:00.03	1:00.03	1:00.03	1:00.03	1:00.03	1:00.03	1:00.03	1:00.03	1:00.03	1:00.03	58.94		
8	<a href="#">Dia Schmiedhoffer</a>	1995	Hungary	29.01	1:03.07	2:12.26	3:21.26	4:31.86	5:40.14	6:48.42	7:56.70	9:04.98	10:13.26	1:00.03	1:00.03	1:00.03	1:00.03	1:00.03	1:00.03	1:00.03	1:00.03	1:00.03	1:00.03	1:00.03	1:00.03	59.31		
9	<a href="#">Martina Marcs</a>	1995	Israel	28.77	1:04.56	2:12.55	3:21.39	4:31.86	5:40.14	6:48.42	7:56.70	9:04.98	10:13.26	1:00.03	1:00.03	1:00.03	1:00.03	1:00.03	1:00.03	1:00.03	1:00.03	1:00.03	1:00.03	1:00.03	1:00.03	58.49		
10	<a href="#">Mojca Sagmeister</a>	1996	Slovenia	28.26	1:03.07	2:12.26	3:21.26	4:31.86	5:40.14	6:48.42	7:56.70	9:04.98	10:13.26	1:00.03	1:00.03	1:00.03	1:00.03	1:00.03	1:00.03	1:00.03	1:00.03	1:00.03	1:00.03	1:00.03	1:00.03	58.90		
11	<a href="#">Julia Jagoda</a>	1995	Poland	28.47	1:03.07	2:12.26	3:21.26	4:31.86	5:40.14	6:48.42	7:56.70	9:04.98	10:13.26	1:00.03	1:00.03	1:00.03	1:00.03	1:00.03	1:00.03	1:00.03	1:00.03	1:00.03	1:00.03	1:00.03	1:00.03	58.98		
12	<a href="#">Stavroula Karantakou</a>	1995	Greece	28.44	1:03.07	2:12.26	3:21.26	4:31.86	5:40.14	6:48.42	7:56.70	9:04.98	10:13.26	1:00.03	1:00.03	1:00.03	1:00.03	1:00.03	1:00.03	1:00.03	1:00.03	1:00.03	1:00.03	1:00.03	1:00.03	59.24		
13	<a href="#">Alina Schulhofer</a>	1995	Austria	28.90	1:03.07	2:12.26	3:21.26	4:31.86	5:40.14	6:48.42	7:56.70	9:04.98	10:13.26	1:00.03	1:00.03	1:00.03	1:00.03	1:00.03	1:00.03	1:00.03	1:00.03	1:00.03	1:00.03	1:00.03	1:00.03	59.93		
14	<a href="#">Anastasia Vladimirova</a>	1995	Russia	28.77	1:03.07	2:12.26	3:21.26	4:31.86	5:40.14	6:48.42	7:56.70	9:04.98	10:13.26	1:00.03	1:00.03	1:00.03	1:00.03	1:00.03	1:00.03	1:00.03	1:00.03	1:00.03	1:00.03	1:00.03	1:00.03	1:00.03	1:00.03	1:00.03
15	<a href="#">Maria Batliner</a>	1996	Liechtenstein	29.21	1:03.07	2:12.26	3:21.26	4:31.86	5:40.14	6:48.42	7:56.70	9:04.98	10:13.26	1:00.03	1:00.03	1:00.03	1:00.03	1:00.03	1:00.03	1:00.03	1:00.03	1:00.03	1:00.03	1:00.03	1:00.03	1:00.03	1:00.03	1:00.03
16	<a href="#">Morganne Lambrechts</a>	1995	Belgium	28.86	1:03.07	2:12.26	3:21.26	4:31.86	5:40.14	6:48.42	7:56.70	9:04.98	10:13.26	1:00.03	1:00.03	1:00.03	1:00.03	1:00.03	1:00.03	1:00.03	1:00.03	1:00.03	1:00.03	1:00.03	1:00.03	1:00.03	1:00.03	1:00.03

#### Event 10, 100m Freestyle Women, Heats

Place	Name	Born	Club	50m	100m	150m	200m	250m	300m	350m	400m	450m	500m	550m	600m	650m	700m	750m	800m	850m	900m	950m	1000m	Finish	Status
-------	------	------	------	-----	------	------	------	------	------	------	------	------	------	------	------	------	------	------	------	------	------	------	-------	--------	--------



1	<a href="#">Amelia Maughan</a>	1996	Great Britain	27.78	57.75
2	<a href="#">Giada Trentin</a>	1995	Italy	28.22	57.91
3	<a href="#">Charlotte Bonnet</a>	1995	France	28.40	58.25
4	<a href="#">Celine Bertrand</a>	1995	Sweden	28.31	58.46
5	<a href="#">Alexandra Wenk</a>	1995	Germany	28.32	58.56
6	<a href="#">Giedre Grigonyte</a>	1995	Lithuania	28.61	58.66
7	<a href="#">Femke Leenstra</a>	1995	Netherlands	28.04	58.74
8	<a href="#">Sycerika</a>	1995	Ireland	28.62	58.77
9	<a href="#">Micmahon</a>	1995	Hungary	28.69	59.20
10	<a href="#">Dia Schmiedhoffer</a>	1995	Hungary	28.69	59.49
11	<a href="#">Stavroula</a>	1995	Greece	28.71	59.60
12	<a href="#">Karantakou</a>	1995	Greece	28.44	59.64
13	<a href="#">Julia Jagoda</a>	1995	Poland	28.44	59.74
14	<a href="#">Martina Marcs</a>	1995	Israel	28.74	59.80
15	<a href="#">Morganne</a>	1995	Belgium	28.76	59.87
16	<a href="#">Lambrechts</a>	1995	Belgium	28.76	1:00.00
17	<a href="#">Anastasia</a>	1995	Russia	28.53	1:00.10
18	<a href="#">Vladimirova</a>	1995	Russia	28.53	1:00.23
19	<a href="#">Mie O. Nielsen</a>	1996	Denmark	28.56	1:00.42
20	<a href="#">Maria Batliner</a>	1996	Denmark	29.47	1:00.59
21	<a href="#">Moica Sagmeister</a>	1996	Liechtenstein	28.66	1:00.63
22	<a href="#">Alina Schulhofer</a>	1995	Slovenia	28.42	1:00.69
23	<a href="#">Lisa Soares</a>	1995	Austria	28.82	1:00.97
24	<a href="#">Nadiya Koba</a>	1995	Portugal	28.82	1:01.10
25	<a href="#">Emilie N. Loevberg</a>	1995	Ukraine	29.51	1:01.21
26	<a href="#">Michaela Petrova</a>	1996	Norway	29.59	1:01.65
27	<a href="#">Diana Kirs</a>	1995	Czech Republic	29.16	1:01.67
28	<a href="#">Ceren Hatipoglu</a>	1995	Estonia	28.96	1:01.71
29	<a href="#">Hanna</a>	1995	Turkey	29.29	1:01.80
30	<a href="#">Upolauneva</a>	1995	Belarus	29.25	1:01.86
31	<a href="#">Anni Hirvelä</a>	1995	Belarus	29.25	1:03.09
32	<a href="#">Valery Svigir</a>	1995	Finland	30.01	1:03.37
33	<a href="#">Alice Della Bruna</a>	1995	Croatia	29.18	1:04.14
34	<a href="#">Mila Jovanov</a>	1995	Switzerland	29.52	1:05.44
35	<a href="#">Alina Ene</a>	1996	Serbia	29.66	1:07.89
	<a href="#">Kelly Moura</a>	1996	Romania	29.56	
	<a href="#">Kolbrun Jonsdottir</a>	1995	Luxembourg	30.48	
	<a href="#">Petva Dimova</a>	1995	Iceland	29.94	
	<a href="#">Sara Pagliarani</a>	1995	Bulgaria	31.00	
	<a href="#">Monika Vasilijan</a>	1995	San Marino	31.19	
		1995	Armenia	31.80	

Not in final

Not in final

Event 11, 100m Butterfly Men, Finals

Place	Name	Born	Club	50m	Finish	Status
1	<a href="#">Velimir Stjepanovic</a>	1993	Serbia	25.71	54.08	
2	<a href="#">Bence Biczó</a>	1993	Hungary	25.62	54.13	
3	<a href="#">Matthias Bellance</a>	1993	France	25.96	55.42	
4	<a href="#">Maximilian Oswald</a>	1994	Germany	25.16	55.46	
5	<a href="#">Mateusz Wysoczynski</a>	1993	Poland	25.76	55.62	
6	<a href="#">Steven King</a>	1993	Great Britain	25.83	55.64	
7	<a href="#">Ilya Lemaev</a>	1993	Russia	26.19	55.81	
8	<a href="#">Lovro Ljevar</a>	1993	Croatia	26.52	57.00	
9	<a href="#">Tadas Duskinas</a>	1994	Lithuania	26.36	55.84	
10	<a href="#">Almog Olshtein</a>	1993	Israel	26.72	56.74	
11	<a href="#">Louis Croenen</a>	1994	Belgium	26.72	56.88	
12	<a href="#">Aliksandr Bratskou</a>	1993	Belarus	26.91	56.90	
13	<a href="#">Tomas Pavlicek</a>	1993	Czech Republic	26.98	57.14	
14	<a href="#">Andreas Vazaios</a>	1994	Greece	27.19	57.66	
15	<a href="#">Davide Carlier</a>	1994	Italy	26.79	58.01	
16	<a href="#">Nikolaus Ditttrich</a>	1993	Austria	26.39	58.03	

Event 11, 100m Butterfly Men, Heats

Place	Name	Born	Club	50m	Finish	Status
1	<a href="#">Bence Biczó</a>	1993	Hungary	25.75	54.62	
2	<a href="#">Velimir Stjepanovic</a>	1993	Serbia	25.95	55.40	
3	<a href="#">Maximilian Oswald</a>	1994	Germany	25.65	55.83	
4	<a href="#">Matthias Bellance</a>	1993	France	26.37	55.93	
5	<a href="#">Steven King</a>	1993	Great Britain	26.34	55.96	
6	<a href="#">Mateusz Wysoczynski</a>	1993	Poland	26.11	56.26	
7	<a href="#">Lovro Ljevar</a>	1993	Croatia	26.15	56.39	

8	<a href="#">Ilya Lemaev</a>	1993	Russia	26.67	56.50	
9	<a href="#">Louis Croenen</a>	1994	Belgium	26.32	56.56	
10	<a href="#">Almog Olshtein</a>	1993	Israel	26.97	56.64	
11	<a href="#">Tadas Duskinas</a>	1994	Lithuania	26.60	56.77	
12	<a href="#">Andreas Vazaios</a>	1994	Greece	26.29	56.78	
13	<a href="#">Nikolaus Dittrich</a>	1993	Austria	26.65	56.90	
14	<a href="#">Davide Carlier</a>	1994	Italy	27.19	57.39	
15	<a href="#">Aliaksandr Bratskou</a>	1993	Belarus	25.99	57.68	
16	<a href="#">Tomas Pavlicek</a>	1993	Czech Republic	26.71	57.82	
17	<a href="#">Diego Silva</a>	1993	Portugal	27.01	58.20	
18	<a href="#">Moreno Colombo</a>	1993	Switzerland	26.82	58.25	
19	<a href="#">Denis Lences</a>	1993	Slovakia	27.21	58.32	
20	<a href="#">Oleksandr Shulga</a>	1993	Ukraine	26.94	58.50	
21	<a href="#">Kristian Jürisoo</a>	1993	Estonia	27.60	58.51	
22	<a href="#">Oscar Ekstroem</a>	1994	Sweden	27.03	58.85	
23	<a href="#">Sergio Lujan</a>	1993	Spain	26.68	59.31	
24	<a href="#">Petja Yritys</a>	1993	Finland	27.83	59.46	
25	<a href="#">Nejc Jurjevcic</a>	1993	Slovenia	27.82	59.51	
26	<a href="#">Horia Cristea</a>	1993	Romania	27.71	59.85	
27	<a href="#">Sigurdur F. Kristjansson</a>	1994	Iceland	27.68	1:00.36	
28	<a href="#">Nicholas Quinn</a>	1993	Ireland	28.85	1:00.93	
29	<a href="#">Aral Sahin</a>	1994	Turkey	28.23	1:01.52	
30	<a href="#">Gorazd Cepisevski</a>	1993	Macedonia	28.92	1:02.58	
31	<a href="#">Andrej Simic</a>	1994	Bosnia-Herzegovina	29.82	1:02.88	
32	<a href="#">Fuad Piriyev</a>	1993	Azerbaijan	29.70	1:07.06	

#### Event 12, 200m Backstroke Women, Finals

Place	Name	Born	Club	50m	100m	150m	Finish	Status
1	<a href="#">Federica Meloni</a>	1995	Italy	31.91	1:06.08	1:40.36	2:15.30	
2	<a href="#">Eileen Diener</a>	1995	Germany	32.05	1:06.47	1:42.27	2:17.36	
3	<a href="#">Cristina Garcia</a>	1995	Spain	31.93	1:06.10	1:41.73	2:17.47	
4	<a href="#">Matea Samardzic</a>	1995	Croatia	32.74	1:08.02	1:43.54	2:17.94	
5	<a href="#">Nadiia Gumeniuk</a>	1995	Ukraine	32.40	1:07.10	1:43.36	2:18.34	
6	<a href="#">Natasha Hofton</a>	1995	Great Britain	32.23	1:07.92	1:44.68	2:21.00	
7	<a href="#">Asta Dreivinskaite</a>	1995	Lithuania	32.53	1:08.05	1:45.04	2:22.10	
8	<a href="#">Anna Elizova</a>	1995	Russia	33.26	1:08.71	1:45.42	2:22.14	



9	<a href="#">Adriana Crovetto</a>	1995	Switzerland	33.12	1:08.86	1:46.26	2:21.32
10	<a href="#">Annemarie Worst</a>	1995	Netherlands	33.50	1:10.16	1:46.93	2:22.08
11	<a href="#">Natalia Vaskevich</a>	1995	Belarus	33.67	1:10.36	1:46.94	2:22.30
12	<a href="#">Chloe Matroule</a>	1995	Belgium	34.08	1:09.90	1:46.99	2:22.96
13	<a href="#">Kata Burian</a>	1995	Hungary	32.69	1:08.64	1:46.37	2:23.11
14	<a href="#">Julie Aglund</a> <a href="#">Lauridsen</a>	1996	Denmark	33.08	1:08.84	1:46.31	2:24.07
15	<a href="#">Evglo Osk</a> <a href="#">Gustafsdottir</a>	1995	Iceland	34.76	1:11.71	1:48.49	2:24.49
16	<a href="#">Anna Porzelska</a>	1995	Poland	35.26	1:13.12	1:50.65	2:28.10

Event 12, 200m Backstroke Women, Heats

Place	Name	Born	Club	50m	100m	150m	Finish	Status
1	<a href="#">Cristina Garcia</a>	1995	Spain	32.50	1:07.67	1:43.71	2:19.54	
2	<a href="#">Federica Meloni</a>	1995	Italy	32.33	1:07.55	1:43.69	2:19.62	
3	<a href="#">Eileen Diener</a>	1995	Germany	32.29	1:07.48	1:44.05	2:19.73	
4	<a href="#">Nadiia Gumeniuk</a>	1995	Ukraine	32.26	1:06.71	1:42.71	2:19.83	
5	<a href="#">Natasha Hoffon</a>	1995	Great Britain	32.10	1:07.89	1:44.72	2:20.90	
6	<a href="#">Matea Samardzic</a>	1995	Croatia	32.14	1:07.95	1:45.56	2:20.94	
7	<a href="#">Asta Drevinskaitė</a>	1995	Lithuania	32.80	1:08.48	1:45.03	2:21.48	
8	<a href="#">Anna Elizova</a>	1995	Russia	33.58	1:09.29	1:45.97	2:21.73	
9	<a href="#">Natalia Vaskevich</a>	1995	Belarus	33.78	1:09.02	1:46.07	2:22.24	
10	<a href="#">Annemarie Worst</a>	1995	Netherlands	33.25	1:09.24	1:45.95	2:22.31	
11	<a href="#">Kata Burian</a>	1995	Hungary	33.46	1:09.06	1:46.91	2:22.60	
12	<a href="#">Adriana Crovetto</a>	1995	Switzerland	34.05	1:09.55	1:47.17	2:22.66	
13	<a href="#">Evglo Osk</a> <a href="#">Gustafsdottir</a>	1995	Iceland	34.02	1:10.59	1:47.33	2:23.33	
14	<a href="#">Julie Aglund</a> <a href="#">Lauridsen</a>	1996	Denmark	32.74	1:09.16	1:46.96	2:25.17	
15	<a href="#">Anna Porzelska</a>	1995	Poland	33.31	1:09.50	1:46.84	2:25.30	
16	<a href="#">Chloe Matroule</a>	1995	Belgium	34.40	1:10.30	1:48.24	2:25.80	
17	<a href="#">Tatiana Santos</a>	1995	Portugal	34.79	1:11.41	1:49.07	2:26.29	
18	<a href="#">Maria Kladi-</a> <a href="#">Marouda</a>	1995	Greece	34.66	1:11.33	1:49.38	2:26.94	
19	<a href="#">Hazal Sarikaya</a>	1996	Turkey	34.13	1:12.36	1:51.81	2:28.52	
20	<a href="#">Aslaug Marie</a> <a href="#">Hjelmaas</a>	1995	Norway	34.33	1:11.17	1:50.48	2:29.40	
21	<a href="#">Janna Ovaska</a>	1996	Finland	35.55	1:13.39	1:51.66	2:30.08	
22	<a href="#">Karin Oto</a>	1996	Slovenia	33.20	1:10.20	1:49.95	2:30.24	


23	<a href="#">Milana Basic</a>	1995	Serbia	34.08	1:13.32	1:52.42	2:30.88
24	<a href="#">Katrín Zaitsev</a>	1996	Estonia	36.07	1:14.93	1:54.26	2:31.52
25	<a href="#">Katarína Holla</a>	1995	Slovakia	36.29	1:15.00	1:54.56	2:31.62
26	<a href="#">Simona Pantova</a>	1995	Bulgaria	35.43	1:14.35	1:55.79	2:34.99
27	<a href="#">Jūlija Ivanova</a>	1995	Latvia	38.04	1:19.77	2:02.92	2:44.74

#### Event 13, 200m Breaststroke Men, Finals

Place	Name	Born	Club	50m	100m	150m	Finish	Status
1	<a href="#">Flavio Bizzarri</a>	1993	Italy	30.63	1:05.34	1:40.45	2:15.35	
2	<a href="#">Mikolaj Machnik</a>	1993	Poland	31.24	1:06.15	1:41.00	2:15.63	
3	<a href="#">Panagiotis Samilidis</a>	1993	Greece	31.22	1:06.18	1:41.81	2:17.92	
4	<a href="#">Matti Mattsson</a>	1993	Finland	30.81	1:05.50	1:41.56	2:18.40	
5	<a href="#">Eduardo Solaèche</a>	1993	Spain	31.05	1:05.90	1:41.42	2:19.38	
6	<a href="#">Maksym Shemberev</a>	1993	Ukraine	31.94	1:07.61	1:43.60	2:19.54	
7	<a href="#">Alexander Zavertkin</a>	1993	Russia	31.72	1:06.91	1:42.79	2:20.13	
8	<a href="#">Daniel Sweeney</a>	1993	Ireland	32.23	1:08.35	1:45.00	2:22.89	
9	<a href="#">Thibault Capitaine</a>	1993	France	32.66	1:09.02	1:45.94	2:22.09	
10	<a href="#">Peter Vizkelety</a>	1993	Hungary	31.99	1:09.13	1:45.47	2:23.14	
11	<a href="#">Raf Vandevelde</a>	1993	Belgium	31.88	1:08.56	1:45.94	2:23.80	
12	<a href="#">Jens Bakker</a>	1993	Netherlands	32.38	1:09.22	1:47.01	2:23.85	
13	<a href="#">Craig H Benson</a>	1994	Great Britain	32.69	1:09.67	1:47.96	2:24.02	
14	<a href="#">Pavel Kaplyou</a>	1994	Belarus	33.60	1:10.37	1:47.60	2:24.56	
15	<a href="#">Luca Vio</a>	1993	Switzerland	32.70	1:09.09	1:46.53	2:24.79	
16	<a href="#">Yahav Shahaf</a>	1993	Israel	32.09	1:09.77	1:48.55	2:26.70	

#### Event 13, 200m Breaststroke Men, Heats

Place	Name	Born	Club	50m	100m	150m	Finish	Status
1	<a href="#">Flavio Bizzarri</a>	1993	Italy	30.53	1:05.10	1:41.00	2:17.16	
2	<a href="#">Matti Mattsson</a>	1993	Finland	30.42	1:04.76	1:41.37	2:18.63	
3	<a href="#">Mikolaj Machnik</a>	1993	Poland	32.24	1:07.66	1:43.72	2:18.85	
4	<a href="#">Alexander Zavertkin</a>	1993	Russia	31.67	1:06.93	1:43.50	2:20.02	



5	<a href="#">Panagiotis Samilidis</a>	1993	Greece	31.80	1:07.89	1:44.78	2:20.29
6	<a href="#">Maksym Shemberev</a>	1993	Ukraine	32.28	1:07.79	1:44.40	2:21.21
7	<a href="#">Eduardo Solache</a>	1993	Spain	31.36	1:07.52	1:43.98	2:21.39
8	<a href="#">Daniel Sweeney</a>	1993	Ireland	32.48	1:08.49	1:44.92	2:21.50
9	<a href="#">Pavel Kaplyou</a>	1994	Belarus	33.01	1:09.45	1:46.26	2:23.16
10	<a href="#">Peter Vizkeleti</a>	1993	Hungary	32.17	1:08.81	1:45.42	2:23.64
11	<a href="#">Jens Bakker</a>	1993	Netherlands	32.77	1:10.15	1:47.35	2:23.98
12	<a href="#">Thibault Capitaine</a>	1993	France	31.84	1:08.01	1:45.63	2:24.88
13	<a href="#">Yahav Shahaf</a>	1993	Israel	32.00	1:08.62	1:46.81	2:25.74
14	<a href="#">Luca Vio</a>	1993	Switzerland	32.74	1:09.09	1:46.93	2:26.07
15	<a href="#">Raf Vandeveldde</a>	1993	Belgium	31.58	1:07.46	1:45.27	2:26.11
16	<a href="#">Craig H Benson</a>	1994	Great Britain	32.11	1:09.85	1:48.89	2:27.35
17	<a href="#">Martin Jedlinsky</a>	1993	Czech Republic	33.50	1:10.81	1:48.95	2:29.09
18	<a href="#">Rasmus Dufour</a>	1993	Denmark	33.52	1:11.32	1:51.03	2:30.72
19	<a href="#">Robin Lay</a>	1994	Germany	31.83	1:10.29	1:50.12	2:30.92
20	<a href="#">Deniz Yalgin</a>	1994	Turkey	33.46	1:11.45	1:51.08	2:31.54
21	<a href="#">Radomir Asceric</a>	1993	Serbia	32.88	1:10.79	1:51.12	2:31.60
22	<a href="#">Ioan Laurentiu Barbu</a>	1994	Romania	32.36	1:10.11	1:49.70	2:32.13
23	<a href="#">Shengelia Irakli</a>	1994	Georgia	33.98	1:13.78	1:53.01	2:32.29
24	<a href="#">Diogo Rodrigues</a>	1994	Portugal	33.78	1:12.32	1:53.36	2:34.65
25	<a href="#">Ilija Efimov</a>	1993	Estonia	34.90	1:15.08	1:55.13	2:35.96
26	<a href="#">Joel Lopez Ardan</a>	1993	Andorra	34.71	1:14.38	1:54.01	2:36.17
27	<a href="#">Fjordors Miasofedovs</a>	1994	Latvia	33.90	1:13.95	1:55.55	2:37.59
28	<a href="#">Jevgenij Gamber</a>	1994	Lithuania	34.27	1:14.59	1:56.48	2:38.01
29	<a href="#">Birgir Viktor Hannesson</a>	1994	Iceland	34.92	1:15.63	1:58.82	2:42.96

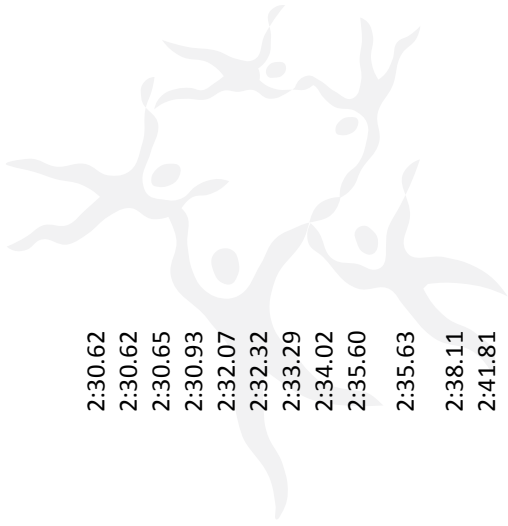
#### Event 14, 200m Medley Women, Finals

Place	Name	Born	Club	50m	100m	150m	Finish	Status
1	<a href="#">Alexandra Wenk</a>	1995	Germany	28.80	1:03.20	1:45.23	2:16.48	
2	<a href="#">Cristina Garcia</a>	1995	Spain	29.98	1:04.84	1:45.15	2:18.14	
3	<a href="#">Sycerika McMahon</a>	1995	Ireland	30.32	1:08.30	1:47.06	2:18.88	
4	<a href="#">Carlotta Toni</a>	1995	Italy	30.94	1:07.09	1:46.08	2:19.74	
5	<a href="#">Sara Joo</a>	1995	Hungary	30.94	1:05.97	1:50.14	2:22.14	

6	<a href="#">Kristina Krasjukova</a>	1995	Russia	30.53	1:05.88	1:48.76	2:22.47	
7	<a href="#">Anais de Marchi</a>	1995	Switzerland	30.69	1:07.27	1:49.53	2:23.67	
8	<a href="#">Danielle Lowe</a>	1995	Great Britain	29.39	1:07.43	1:50.85	2:27.99	
9	<a href="#">Jenna Laukkanen</a>	1995	Finland	31.32	1:09.62	1:49.41	2:22.46	
10	<a href="#">Camille Amardeilh</a>	1995	France	31.80	1:09.03	1:50.36	2:23.07	
11	<a href="#">Yne Dom</a>	1995	Belgium	31.80	1:09.16	1:52.05	2:24.69	
12	<a href="#">Kinga Trojanowska</a>	1995	Poland	31.78	1:09.38	1:52.89	2:26.61	
13	<a href="#">Dragana Ivanovic</a>	1995	Serbia	31.77	1:10.25	1:51.38	2:26.81	
14	<a href="#">Catarina Nunes</a>	1995	Portugal	30.22	1:08.61	1:52.09	2:27.90	
15	<a href="#">Rachelle Visser</a>	1995	Netherlands	31.84	1:10.37	1:54.75	2:29.08	
16	<a href="#">Salome Jonsdottir</a>	1995	Iceland	31.57	1:11.74	1:56.23	2:30.18	

#### Event 14, 200m Medley Women, Heats

Place	Name	Born	Club	50m	100m	150m	Finish	Status
1	<a href="#">Cristina Garcia</a>	1995	Spain	30.35	1:05.35	1:46.71	2:20.65	
2	<a href="#">Alexandra Wenk</a>	1995	Germany	29.96	1:05.22	1:48.67	2:21.15	
3	<a href="#">Sycerika McMahon</a>	1995	Ireland	30.47	1:08.54	1:48.41	2:21.82	
4	<a href="#">Carlotta Toni</a>	1995	Italy	31.63	1:07.81	1:47.61	2:21.88	
5	<a href="#">Anais de Marchi</a>	1995	Switzerland	31.05	1:07.02	1:48.86	2:21.99	
6	<a href="#">Kristina Krasjukova</a>	1995	Russia	30.86	1:06.13	1:48.13	2:22.71	
7	<a href="#">Sara Joo</a>	1995	Hungary	30.64	1:05.80	1:50.59	2:22.76	
8	<a href="#">Danielle Lowe</a>	1995	Great Britain	28.92	1:06.51	1:49.10	2:24.66	
9	<a href="#">Camille Amardeilh</a>	1995	France	31.73	1:09.37	1:51.87	2:25.72	
10	<a href="#">Jenna Laukkanen</a>	1995	Finland	31.45	1:10.49	1:51.19	2:25.96	
11	<a href="#">Yne Dom</a>	1995	Belgium	31.38	1:08.88	1:52.98	2:26.21	
12	<a href="#">Catarina Nunes</a>	1995	Portugal	30.55	1:08.43	1:51.66	2:26.67	
13	<a href="#">Dragana Ivanovic</a>	1995	Serbia	32.05	1:09.98	1:51.46	2:27.03	
14	<a href="#">Rachelle Visser</a>	1995	Netherlands	31.38	1:10.22	1:54.40	2:28.05	
15	<a href="#">Kinga Trojanowska</a>	1995	Poland	32.15	1:09.67	1:54.16	2:28.16	
16	<a href="#">Salome Jonsdottir</a>	1995	Iceland	32.06	1:11.84	1:56.04	2:29.37	
17	<a href="#">Ingallill Urrang Naustvik</a>	1995	Norway	32.53	1:13.94	1:55.33	2:29.60	
18	<a href="#">Maria Romanjuk Tereza Kocmoudova</a>	1996	Estonia	31.87	1:10.13	1:53.23	2:29.88	
19	<a href="#">Kocmoudova</a>	1995	Czech Republic	31.93	1:09.94	1:55.42	2:30.23	
20	<a href="#">Khrystyna</a>	1995	Ukraine	31.11	1:09.74	1:54.29	2:30.42	



<a href="#">Yurchenko</a>									
21	<a href="#">Maria Batliner</a>	1996	Liechtenstein	30.95	1:10.48	1:56.48	2:30.62		
21	<a href="#">Meri Cizmar</a>	1995	Croatia	30.89	1:08.24	1:53.69	2:30.62		
23	<a href="#">Moica Sagmeister</a>	1996	Slovenia	32.16	1:12.30	1:57.46	2:30.65		
24	<a href="#">Caroline Eskildsen</a>	1995	Denmark	31.55	1:08.34	1:54.75	2:30.93		
25	<a href="#">Denisa Tenkelova</a>	1995	Slovakia	31.22	1:11.37	1:58.02	2:32.07		
26	<a href="#">Malin Westman</a>	1995	Sweden	32.03	1:12.56	1:54.97	2:32.32		
27	<a href="#">Nicole Pichler</a>	1995	Austria	31.76	1:13.55	1:56.51	2:33.29		
28	<a href="#">Anastasia Chatzeli</a>	1995	Greece	31.95	1:12.48	1:56.49	2:34.02		
29	<a href="#">Alina Ene</a>	1996	Romania	33.58	1:13.83	2:01.35	2:35.60		
30	<a href="#">Anastasiya Vinakurava</a>	1995	Belarus	32.62	1:11.47	1:58.18	2:35.63		
31	<a href="#">Beste Aslan</a>	1996	Turkey	33.49	1:15.97	2:01.69	2:38.11		
32	<a href="#">Sinolija Silina</a>	1995	Latvia	35.22	1:18.01	2:05.47	2:41.81		

#### Event 15, 4X200m Freestyle Mixed, Finals

Place	Name	Born	Club	100m	200m	Finish	Status
1	Germany	1900	Germany			7:53.89	
	<a href="#">Maximilian Oswald</a>	1994		54.21	1:53.05	1:53.05	
	<a href="#">Johanna Friedrich</a>	1995		59.92	2:03.37	3:56.42	
	<a href="#">Max Miral</a>	1993		55.38	1:54.65	5:51.07	
	<a href="#">Alexandra Wenk</a>	1995		58.75	2:02.82	7:53.89	
2	Great Britain 1	1900	Great Britain			7:57.79	
	<a href="#">Myles Crouch-Anderson</a>	1993		55.31	1:53.94	1:53.94	
	<a href="#">Rachel Martin</a>	1995		1:00.35	2:06.62	4:00.56	
	<a href="#">Matthew Parks</a>	1993		54.70	1:53.49	5:54.05	
	<a href="#">Kathryn Woolston-Thomas</a>	1995		1:00.21	2:03.74	7:57.79	
3	Italy 1	1900	Italy			7:58.88	
	<a href="#">Alessio Negrelli</a>	1993		54.32	1:53.00	1:53.00	
	<a href="#">Diletta Carli</a>	1996		1:00.47	2:05.70	3:58.70	
	<a href="#">Luca Pancari</a>	1993		54.13	1:54.59	5:53.29	
	<a href="#">Federica Meloni</a>	1995		59.29	2:05.59	7:58.88	
4	Denmark	1900	Denmark			8:00.44	



	<a href="#">Daniel Skaaning</a>	1993		55.21	1:53.38	1:53.38
	<a href="#">Kia Hansen</a>	1995		1:00.90	2:07.13	4:00.51
	<a href="#">Viktor B. Bromer</a>	1993		54.41	1:52.03	5:52.54
	<a href="#">Mie O. Nielsen</a>	1996		1:00.47	2:07.90	8:00.44
5	Poland	1900	Poland			
	<a href="#">Pawel Werner</a>	1993		54.68	1:53.40	8:01.18
	<a href="#">Diana Sokolowska</a>	1996		1:00.52	2:06.63	1:53.40
	<a href="#">Michal Szuba</a>	1993		56.57	1:55.86	4:00.03
	<a href="#">Donata Kilijanska</a>	1995		1:00.88	2:05.29	5:55.89
6	France 1	1900	France			
	<a href="#">Clément Mignon</a>	1993		54.80	1:54.84	8:01.20
	<a href="#">Camille Gheorghiu</a>	1996		1:01.49	2:07.95	1:54.84
	<a href="#">Mathieu Burtez</a>	1993		54.31	1:55.46	4:02.79
	<a href="#">Charlotte Bonnet</a>	1995		59.41	2:02.95	5:58.25
7	Russia	1900	Russia			
	<a href="#">Dmitry Ermakov</a>	1993		55.22	1:53.86	8:02.06
	<a href="#">Ksenia Yuskova</a>	1996		1:00.95	2:06.70	1:53.86
	<a href="#">Maxim Koshelev</a>	1993		54.95	1:54.95	4:00.56
	<a href="#">Victoria Merkulowa</a>	1995		59.55	2:06.55	5:55.51
8	Hungary 1	1900	Hungary			
	<a href="#">David Fuzesy</a>	1993		55.44	1:56.39	8:10.77
	<a href="#">Dia Schmiedhoffer</a>	1995		1:01.15	2:07.38	1:56.39
	<a href="#">Marcell Csütörtöki</a>	1993		55.05	1:57.65	4:03.77
	<a href="#">Dora Szucs</a>	1995		1:02.08	2:09.35	6:01.42
						8:10.77


#### Event 15, 4X200m Freestyle Mixed, Heats

Place	Name	Born	Club	100m	200m	Finish	Status
1	Russia	1900	Russia				
	<a href="#">Aleksandr Klyukin</a>	1993		56.85	1:56.82	8:05.63	
	<a href="#">Victoria Merkulowa</a>	1995		1:01.21	2:08.13	1:56.82	
	<a href="#">Dmitry Ermakov</a>	1993		55.00	1:53.97	4:04.95	
	<a href="#">Ksenia Yuskova</a>	1996		1:01.29	2:06.71	5:58.92	
						8:05.63	



2	Great Britain 1 <a href="#">Matthew Parks</a> <a href="#">Rachel Martin</a> <a href="#">Alisdair Stirling</a> <a href="#">Kathryn Woolston-Thomas</a>	1900 1993 1995 1993 1995	Great Britain	55.10 1:00.74 53.91 1:00.17	1:54.77 2:08.40 1:56.15 2:06.47	8:05.79 1:54.77 4:03.17 5:59.32 8:05.79
3	Denmark <a href="#">Daniel Skaaning</a> <a href="#">Kia Hansen</a> <a href="#">Viktor B. Bromer</a> <a href="#">Mie O. Nielsen</a>	1900 1993 1995 1993 1996	Denmark	55.29 1:01.29 55.15 1:02.33	1:54.97 2:08.75 1:53.67 2:10.09	8:07.48 1:54.97 4:03.72 5:57.39 8:07.48
4	Poland <a href="#">Pawel Werner</a> <a href="#">Diana Sokolowska</a> <a href="#">Michal Szuba</a> <a href="#">Donata Klijjanska</a>	1900 1993 1996 1993 1995	Poland	55.93 1:01.21 57.04 1:01.94	1:55.53 2:08.94 1:56.33 2:07.03	8:07.83 1:55.53 4:04.47 6:00.80 8:07.83
5	Italy 1 <a href="#">Alessio Negrelli</a> <a href="#">Diletta Carli</a> <a href="#">Gabriele Detti</a> <a href="#">Alice Ceccato</a>	1900 1993 1996 1994 1995	Italy	55.38 1:00.72 42.51 1:03.70	1:54.00 2:06.36 1:56.22 2:11.80	8:08.38 1:54.00 4:00.36 5:56.58 8:08.38
6	France 1 <a href="#">Florian Agnes</a> <a href="#">Camille Gheorghiu</a> <a href="#">Clément Mignon</a> <a href="#">Assia Touati</a>	1900 1993 1996 1993 1995	France	57.11 1:01.19 54.00 1:00.57	1:58.91 2:08.19 1:52.98 2:08.54	8:08.62 1:58.91 4:07.10 6:00.08 8:08.62
7	Germany <a href="#">Maximilian Oswald</a> <a href="#">Marina Sulzmann</a> <a href="#">Max Miral</a> <a href="#">Johanna Friedrich</a>	1900 1994 1995 1993 1995	Germany	55.81 1:02.03 55.63 1:02.48	1:55.51 2:10.38 1:54.54 2:08.31	8:08.74 1:55.51 4:05.89 6:00.43 8:08.74
8	Hungary 1 <a href="#">David Fuzesy</a> <a href="#">Dia Schmiedhoffer</a>	1900 1993 1995	Hungary	55.75 1:01.14	1:55.30 2:07.44	8:09.23 1:55.30 4:02.74

9	<a href="#">Marcell Csütörtöki</a> 1993	55.10	1:56.33	5:59.07
	<a href="#">Dora Szucs</a> 1995	1:02.54	2:10.16	8:09.23
9	Austria 1			8:16.94
	<a href="#">Daniel Wartner</a> 1993	57.15	1:58.13	1:58.13
	<a href="#">Alina Schulhofer</a> 1995	1:02.04	2:13.41	4:11.54
	<a href="#">Christian Scheruebl</a> 1994	53.36	1:55.87	6:07.41
	<a href="#">Eva Chavez-Diaz</a> 1995	1:01.76	2:09.53	8:16.94
	Spain 1			8:17.69
10	Aitor Martinez Rodriguez 1993	56.11	2:03.06	2:03.06
	Maria Borrella 1995	1:02.41	2:09.38	4:12.44
	Eduardo Solaeche 1993	56.37	1:55.29	6:07.73
	Marina Rico 1995	1:02.66	2:09.96	8:17.69
	Greece 1			8:20.48
	Andreas Vazaios 1994	57.00	1:55.41	1:55.41
11	<a href="#">Eleni Vasileiadou</a> 1995	1:04.18	2:11.76	4:07.17
	<a href="#">Konstantinos Ayfadis</a> 1993	57.49	2:00.21	6:07.38
	<a href="#">Stavroula Karantakou</a> 1995	1:04.77	2:13.10	8:20.48
	Ukraine			8:21.86
	<a href="#">Vitaliy Alpatov</a> 1993	57.47	1:59.42	1:59.42
	<a href="#">Anna Gurzhyi</a> 1995	1:03.26	2:13.65	4:13.07
12	Stanislav Pavlovskyy 1993	57.25	1:58.38	6:11.45
	<a href="#">Yuliya Kyselova</a> 1995	1:03.72	2:10.41	8:21.86
	Portugal			8:23.63
	<a href="#">Miguel Saraiva</a> 1993	56.45	2:01.76	2:01.76
	<a href="#">Silvia Soares</a> 1995	1:03.68	2:14.42	4:16.18
	<a href="#">Gustavo Santa Catia Martinheira</a> 1995	56.00	1:55.45	6:11.63
13	<a href="#">Gustavo Santa Catia Martinheira</a> 1995	1:02.93	2:12.00	8:23.63
	Switzerland 1			8:26.18
	<a href="#">Jan-This Aebersold</a> 1993	56.33	2:00.60	2:00.60
	<a href="#">Alice Della Bruna</a> 1995	1:04.90	2:13.63	4:14.23
	<a href="#">Elijah Stolz</a> 1993	56.88	1:57.71	6:11.94
	Switzerland			6:11.94

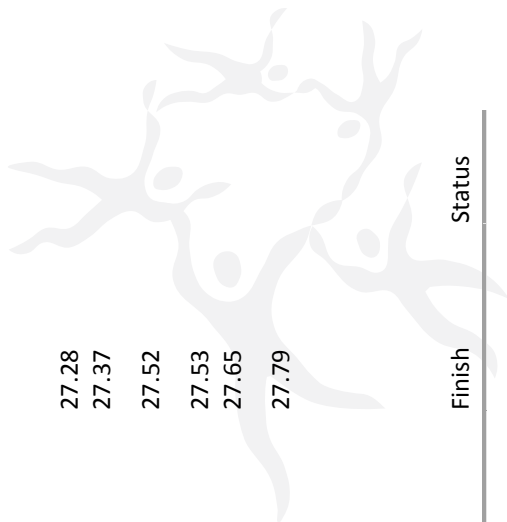


15	<a href="#">Muriel Wobmann</a> 1995	Romania	1:02.61	2:14.24	8:26.18
	Romania 1 1900				8:30.19
	<a href="#">Horia Cristea</a> 1993		57.45	1:59.83	1:59.83
	<a href="#">Andra Ioana Singuran</a> 1995		1:04.78	2:14.91	4:14.74
	<a href="#">Andrei Negrea</a> 1993		57.10	1:57.90	6:12.64
	<a href="#">Alina Ene</a> 1996		1:04.36	2:17.55	8:30.19
16	Lithuania 1 1900	Lithuania			8:31.12
	<a href="#">Dominykas Spudvilas</a> 1994		57.53	1:59.34	1:59.34
	<a href="#">Asta Drevinskaite</a> 1995		1:05.80	2:16.53	4:15.87
	<a href="#">Erikas Svirskas</a> 1994		57.73	2:00.18	6:16.05
	<a href="#">Vaiva Gimbutyte</a> 1995		1:05.87	2:15.07	8:31.12
17	Serbia 1900	Serbia			8:31.60
	<a href="#">Nikola Trajkovic</a> 1994		58.22	2:00.26	2:00.26
	<a href="#">Milana Basic</a> 1995		1:03.59	2:13.08	4:13.34
	<a href="#">Velimir Stjepanovic</a> 1993		57.36	2:02.67	6:16.01
	<a href="#">Katarina Draganov</a> 1995		1:04.44	2:15.59	8:31.60
	<a href="#">Cordas</a>				
18	Turkey 1 1900	Turkey			8:33.56
	<a href="#">Bertug Coskun</a> 1993		56.20	1:54.64	1:54.64
	<a href="#">Beste Kantar</a> 1995		1:03.52	2:14.40	4:09.04
	<a href="#">Ediz Yildirimer</a> 1993		59.10	2:05.79	6:14.83
	<a href="#">Ceren Hatipoglu</a> 1995		1:08.64	2:18.73	8:33.56
19	Finland 1 1900	Finland			8:34.85
	<a href="#">Niko Korhonen</a> 1993		57.48	2:03.39	2:03.39
	<a href="#">Jenna Laukkanen</a> 1995		1:06.83	2:18.47	4:21.86
	<a href="#">Petja Yritys</a> 1993		57.72	2:00.69	6:22.55
	<a href="#">Anni Hirvelä</a> 1995		1:03.38	2:12.30	8:34.85
20	Belarus 1 1900	Belarus			8:34.93
	<a href="#">Aliaksandr Bratskou</a> 1993		59.46	2:04.85	2:04.85
	<a href="#">Angelina Dobrodzina</a> 1996		1:03.38	2:14.53	4:19.38
	<a href="#">Aliaksandr</a> 1994		56.42	1:58.36	6:17.74

	<a href="#">Huletski</a>	1995		1:05.76	2:17.19	8:34.93
	<a href="#">Hanna</a>					
	<a href="#">Upolauneva</a>					
21	Iceland 1	1900	Iceland			
	<a href="#">Anton Sveinn</a>	1993		57.72	2:01.41	8:35.59
	<a href="#">Mckee</a>					2:01.41
	<a href="#">Eyglo Osk</a>	1995		1:03.44	2:12.62	4:14.03
	<a href="#">Gustafsdottir</a>					
	<a href="#">Kolbeinn</a>	1994		58.31	2:05.95	6:19.98
	<a href="#">Hrafnelsson</a>					
	<a href="#">Salome Jonsdottir</a>	1995		1:05.71	2:15.61	8:35.59
22	Estonia 1	1900	Estonia			
	<a href="#">Fred Karu</a>	1993		57.38	2:01.19	8:41.96
	<a href="#">Maria Romanjuk</a>	1996		1:06.68	2:20.15	2:01.19
	<a href="#">Aleksandr Malkov</a>	1993		58.83	2:01.97	4:21.34
	<a href="#">Diana Kirs</a>	1995		1:05.14	2:18.65	6:23.31
						8:41.96
-	Belgium 1	1900	Belgium			DSQ
	<a href="#">Louis Croenen</a>	1994		57.33	1:58.32	1:58.32
	<a href="#">Yasmine Bonne</a>	1996				4:10.38

#### Event 16, 50m Freestyle Women, Finals

Place	Name	Born	Club	Finish	Status
1	<a href="#">Léa Wissocq</a>	1995	France	26.31	
2	<a href="#">Giedre Grigonyte</a>	1995	Lithuania	26.51	
3	<a href="#">Amelia Maughan</a>	1996	Great Britain	26.57	
4	<a href="#">Eleonora Costa</a>	1995	Italy	26.84	
5	<a href="#">Femke Leenstra</a>	1995	Netherlands	27.08	
6	<a href="#">Nadiya Koba</a>	1995	Ukraine	27.21	
7	<a href="#">Celine Bertrand</a>	1995	Sweden	27.30	
8	<a href="#">Stella</a>	1995	Cyprus	27.31	
	<a href="#">Papamitiadous</a>				
9	<a href="#">Erika Mor</a>	1995	Hungary	27.15	
	<a href="#">Baranyai</a>				
10	<a href="#">Aslaug Marie</a>	1995	Norway	27.27	
	<a href="#">Hjelmaas</a>				

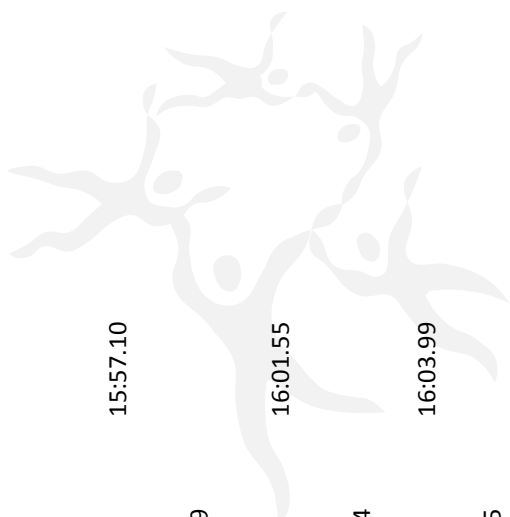


11	<a href="#">Mie O. Nielsen</a>	1996	Denmark	27.28
12	<a href="#">Julia Jagoda</a>	1995	Poland	27.37
13	<a href="#">Stavroula Karantakou</a>	1995	Greece	27.52
14	<a href="#">Fabienne Mann</a>	1995	Germany	27.53
15	<a href="#">Mojca Sagmeister</a>	1996	Slovenia	27.65
16	<a href="#">Anastasia Vladimirova</a>	1995	Russia	27.79

Event 16, 50m Freestyle Women, Heats

Place	Name	Born	Club	Finish	Status
1	<a href="#">Léa Wissocq</a>	1995	France	26.71	
2	<a href="#">Amelia Maughan</a>	1996	Great Britain	26.89	
3	<a href="#">Giedre Grigonyte</a>	1995	Lithuania	26.91	
4	<a href="#">Nadiya Koba</a>	1995	Ukraine	27.25	
5	<a href="#">Eleonora Costa</a>	1995	Italy	27.29	
6	<a href="#">Stella Papamitiadous</a>	1995	Cyprus	27.43	
7	<a href="#">Celine Bertrand</a>	1995	Sweden	27.44	
8	<a href="#">Femke Leenstra</a>	1995	Netherlands	27.47	
9	<a href="#">Fabienne Mann</a>	1995	Germany	27.53	
10	<a href="#">Erika Mor Baranyai</a>	1995	Hungary	27.55	
10	<a href="#">Stavroula Karantakou</a>	1995	Greece	27.55	
12	<a href="#">Mie O. Nielsen</a>	1996	Denmark	27.62	
13	<a href="#">Julia Jagoda</a>	1995	Poland	27.64	
14	<a href="#">Aslaug Marie Hjelmaas</a>	1995	Norway	27.66	
15	<a href="#">Anastasia Vladimirova</a>	1995	Russia	27.71	
16	<a href="#">Mojca Sagmeister</a>	1996	Slovenia	27.73	
17	<a href="#">Hazal Sarikaya</a>	1996	Turkey	28.09	
18	<a href="#">Maria Batliner</a>	1996	Liechtenstein	28.12	
19	<a href="#">Valery Svigir</a>	1995	Croatia	28.19	
20	<a href="#">Muriel Wobmann</a>	1995	Switzerland	28.24	
21	<a href="#">Diana Kirs</a>	1995	Estonia	28.28	
22	<a href="#">Lisa Soares</a>	1995	Portugal	28.29	
23	<a href="#">Evglo Osk</a>	1995	Iceland	28.36	





6	<a href="#">Konstantinos Avfadis</a>	1993	Greece	13:50.13 59.25 5:15.05 9:32.75 13:51.08	14:54.44 2:02.32 6:19.73 10:37.05 14:56.12	3:06.49 7:23.85 11:41.72	4:10.92 8:28.49 12:46.59	15:57.10
7	<a href="#">Christian Scheruebl</a>	1994	Austria	1:00.80 5:19.07 9:38.92 13:56.72	2:05.16 6:24.78 10:43.29 15:00.51	3:09.29 7:29.19 11:47.49	4:14.24 8:34.35 12:52.44	16:01.55
8	<a href="#">Ward Bauwens</a>	1993	Belgium	1:00.36 5:15.08 9:34.74 13:55.84	2:03.32 6:19.71 10:39.69 15:00.48	3:07.04 7:24.64 11:45.33	4:10.97 8:29.82 12:50.65	16:03.99
9	<a href="#">Guillermo Higuero</a>	1993	Spain	58.95 5:12.07 9:32.80 13:56.00	2:01.67 6:16.54 10:38.37 15:01.80	3:04.99 7:21.72 11:44.15	4:08.17 8:27.15 12:49.94	16:04.89
10	<a href="#">Benjamin Huot-Marchand</a>	1993	France	57.46 5:11.54 9:28.67 13:54.16	2:00.84 6:15.97 10:33.72 15:01.04	3:04.26 7:19.59 11:39.54	4:07.63 8:23.70 12:46.18	16:07.97
11	<a href="#">David Kuncar</a>	1993	Czech Republic	59.08 5:16.37 9:40.15 14:04.70	2:02.19 6:21.67 10:45.76 15:10.66	3:06.24 7:27.27 11:52.47	4:11.09 8:33.38 12:58.79	16:14.12
12	<a href="#">Myles Crouch-Anderson</a>	1993	Great Britain	58.96 5:15.34 9:37.54 14:03.49	2:02.51 6:20.82 10:43.39 15:10.35	3:06.45 7:26.13 11:50.00	4:10.94 8:31.92 12:56.27	16:15.83
13	<a href="#">Stas Slabe</a>	1993	Slovenia	1:01.05 5:19.99 9:42.24 14:06.30	2:05.13 6:25.09 10:47.86 15:12.79	3:10.14 7:30.39 11:53.99	4:14.94 8:36.19 12:59.93	16:16.77
14	<a href="#">Gabriele Detti</a>	1994	Italy	58.86 5:16.65 9:40.34 14:06.29	2:02.05 6:22.13 10:46.72 15:12.48	3:06.43 7:28.17 11:53.20	4:11.39 8:34.53 12:59.77	16:17.29
15	<a href="#">Dzianis</a>	1993	Belarus	1:01.38 5:16.65 9:40.34 14:06.29	2:06.83 6:22.13 10:46.72 15:12.48	3:13.23 7:28.17 11:53.20	4:19.28 8:34.53 12:59.77	16:25.12





Event 18, 400m Medley Women, Finals

Place	Name	Born	Club	100m	200m	300m	Finish	Status
1	<a href="#">Cristina Garcia</a>	1995	Spain	1:05.78	2:19.27	3:42.36	4:50.06	
2	<a href="#">Carlotta Toni</a>	1995	Italy	1:09.18	2:24.30	3:44.79	4:53.14	
3	<a href="#">Sycerika McMahon</a>	1995	Ireland	1:06.73	2:25.72	3:47.51	4:53.15	
4	<a href="#">Ivett Duska</a>	1995	Hungary	1:08.46	2:25.02	3:54.39	5:01.18	
5	<a href="#">Tatiana Chudnova</a>	1996	Russia	1:10.40	2:26.53	3:50.16	5:02.17	
6	<a href="#">Camille Amardeilh</a>	1995	France	1:11.04	2:28.14	3:55.97	5:05.54	
7	<a href="#">Anais de Marchi</a>	1995	Switzerland	1:09.87	2:27.33	3:56.26	5:05.56	
8	<a href="#">Danielle Lowe</a>	1995	Great Britain	1:05.12	2:23.87	3:53.42	5:05.78	
9	<a href="#">Agata Szmagalska</a>	1995	Poland	1:07.60	2:27.05	3:55.15	5:02.76	
10	<a href="#">Spela Bohinc</a>	1995	Slovenia	1:10.21	2:30.11	3:56.02	5:04.03	
11	<a href="#">Lise Sand Syvertsen</a>	1995	Norway	1:07.83	2:29.23	3:58.30	5:06.20	
12	<a href="#">Yne Dom</a>	1995	Belgium	1:10.44	2:29.08	3:59.32	5:06.97	
13	<a href="#">Julie Aglund Lauridsen</a>	1996	Denmark	1:07.82	2:24.43	3:56.54	5:07.86	
14	<a href="#">Catarina Nunes</a>	1995	Portugal	1:09.60	2:29.87	3:57.00	5:09.32	
15	<a href="#">Maria Romanjuk</a>	1996	Estonia	1:11.36	2:32.44	3:58.84	5:10.52	
16	<a href="#">Aksana Faminykh</a>	1995	Belarus	1:09.88	2:30.91	4:06.02	5:17.08	


Place	Name	Born	Club	100m	200m	300m	Finish	Status
1	<a href="#">Cristina Garcia</a>	1995	Spain	1:04.74	2:19.46	3:44.13	4:54.16	
2	<a href="#">Carlotta Toni</a>	1995	Italy	1:08.57	2:24.30	3:46.37	4:56.71	
3	<a href="#">Sycerika McMahon</a>	1995	Ireland	1:06.73	2:26.44	3:50.66	5:00.95	
4	<a href="#">Ivett Duska</a>	1995	Hungary	1:08.97	2:25.16	3:54.74	5:01.92	
5	<a href="#">Danielle Lowe</a>	1995	Great Britain	1:04.80	2:24.44	3:53.00	5:03.63	
6	<a href="#">Tatiana Chudnova</a>	1996	Russia	1:08.37	2:24.89	3:49.39	5:03.81	
7	<a href="#">Anais de Marchi</a>	1995	Switzerland	1:09.76	2:25.55	3:52.97	5:04.94	
8	<a href="#">Camille Amardeilh</a>	1995	France	1:12.28	2:29.40	3:55.84	5:05.85	
9	<a href="#">Julie Aglund Lauridsen</a>	1996	Denmark	1:07.34	2:24.76	3:54.45	5:06.14	

Event 18, 400m Medley Women, Heats

10	<a href="#">Spela Bohinc</a>	1995	Slovenia	1:10.47	2:30.91	3:56.73	5:07.55	
11	<a href="#">Eileen Diener</a>	1995	Germany	1:10.31	2:25.37	3:57.38	5:09.48	Not in final
12	<a href="#">Agata Szmagalska</a>	1995	Poland	1:07.50	2:28.28	3:57.69	5:09.83	
13	<a href="#">Lise Sand</a>	1995	Norway	1:08.88	2:30.23	4:01.43	5:10.36	
	<a href="#">Syvertsen</a>							
14	<a href="#">Yuliya Kyselova</a>	1995	Ukraine	1:06.92	2:31.73	4:00.91	5:11.68	Not in final
15	<a href="#">Maria Romanjuk</a>	1996	Estonia	1:12.41	2:32.77	4:00.04	5:12.59	
16	<a href="#">Yne Dom</a>	1995	Belgium	1:12.75	2:32.46	4:04.82	5:13.41	
17	<a href="#">Catarina Nunes</a>	1995	Portugal	1:10.74	2:32.40	4:01.50	5:15.10	
18	<a href="#">Aksana Faminykh</a>	1995	Belarus	1:09.81	2:31.22	4:05.72	5:16.07	
19	<a href="#">Salome Jonsdottir</a>	1995	Iceland	1:09.31	2:31.34	4:04.60	5:16.13	
20	<a href="#">Alexandra</a>	1995	Greece	1:09.42	2:29.77	4:04.45	5:16.52	
	<a href="#">Gkournelou</a>							
21	<a href="#">Dragana Ivanovic</a>	1995	Serbia	1:12.82	2:34.94	4:03.22	5:17.81	
22	<a href="#">Sara Ottosson-Bixo</a>	1995	Sweden	1:15.48	2:41.21	4:05.35	5:17.98	
23	<a href="#">Alexandra</a>	1996	Romania	1:14.41	2:39.10	4:08.32	5:20.65	
	<a href="#">Ciorobea</a>							
24	<a href="#">Tereza</a>	1995	Czech Republic	1:10.05	2:35.03	4:09.21	5:22.40	
	<a href="#">Kocmoudova</a>							
25	<a href="#">Meri Cizmar</a>	1995	Croatia	1:10.90	2:31.18	4:10.76	5:28.67	
26	<a href="#">Beste Aslan</a>	1996	Turkey	1:15.98	2:43.46	4:19.18	5:35.75	
27	<a href="#">Sindija Silina</a>	1995	Latvia	1:20.11	2:49.67	4:29.55	5:49.94	
-	<a href="#">Jenna Laukkanen</a>	1995	Finland				DSQ	

#### Event 19, 200m Butterfly Men, Finals

Place	Name	Born	Club	50m	100m	150m	Finish	Status
1	<a href="#">Bence Biczó</a>	1993	Hungary	26.91	57.41	1:26.84	1:58.33	
2	<a href="#">Viktor B. Bromer</a>	1993	Denmark	27.22	57.70	1:29.01	2:01.35	
3	<a href="#">Lukasz Chmiel</a>	1993	Poland	27.22	58.32	1:30.05	2:02.32	
4	<a href="#">Velimir</a>	1993	Serbia	27.13	58.10	1:30.11	2:03.34	
	<a href="#">Stjepanovic</a>							
5	<a href="#">Stefanos Chalintzi-Christ</a>	1993	Greece	27.75	59.10	1:31.28	2:03.70	
6	<a href="#">Sam van de Schootbrugge</a>	1993	Great Britain	27.20	58.41	1:30.84	2:04.98	
7	<a href="#">Davide Carlier</a>	1994	Italy	28.22	1:00.66	1:32.73	2:05.61	
8	<a href="#">Louis Croenen</a>	1994	Belgium	28.19	1:00.32	1:33.22	2:06.08	
9	<a href="#">Ilva Lemaev</a>	1993	Russia	27.73	59.44	1:31.86	2:04.65	



10	<a href="#">Oleksandr Shulga</a>	1993	Ukraine	27.67	1:00.31	1:32.94	2:04.93
11	<a href="#">Matthias Bellance</a>	1993	France	28.09	1:00.61	1:34.77	2:08.27
12	<a href="#">Diego Silva</a>	1993	Portugal	28.07	1:00.85	1:35.22	2:09.00
13	<a href="#">Horia Cristea</a>	1993	Romania	28.89	1:01.63	1:34.88	2:09.54
14	<a href="#">Nejc Jurjevcic</a>	1993	Slovenia	29.28	1:02.20	1:35.99	2:09.92
15	<a href="#">Moreno Colombo</a>	1993	Switzerland	29.47	1:03.37	1:37.63	2:10.95
16	<a href="#">Avi Cohen</a>	1993	Israel	29.34	1:02.21	1:36.69	2:12.02

#### Event 19, 200m Butterfly Men, Heats

Place	Name	Born	Club	50m	100m	150m	Finish	Status
1	<a href="#">Bence Biczó</a>	1993	Hungary	27.57	58.67	1:29.30	2:01.55	
2	<a href="#">Viktor B. Bromer</a>	1993	Denmark	27.65	58.38	1:29.95	2:01.97	
3	<a href="#">Lukasz Chmiej</a>	1993	Poland	27.62	58.93	1:31.33	2:03.70	
4	<a href="#">Sam van de Schootbrugge</a>	1993	Great Britain	26.76	57.73	1:30.69	2:04.52	
5	<a href="#">Stefanos Chalintzi-Christ</a>	1993	Greece	28.10	59.73	1:32.05	2:04.95	
6	<a href="#">Velimir Stjepanovic</a>	1993	Serbia	27.87	59.44	1:32.31	2:05.17	
7	<a href="#">Davide Carlier</a>	1994	Italy	28.51	1:01.00	1:32.98	2:05.56	
8	<a href="#">Louis Croenen</a>	1994	Belgium	27.97	59.89	1:32.15	2:05.89	
9	<a href="#">Oleksandr Shulga</a>	1993	Ukraine	27.91	1:00.54	1:33.32	2:05.97	
10	<a href="#">Ilya Lemaev</a>	1993	Russia	27.73	59.36	1:32.45	2:06.66	
11	<a href="#">Matthias Bellance</a>	1993	France	27.22	59.71	1:32.30	2:07.29	
12	<a href="#">Avi Cohen</a>	1993	Israel	28.59	1:00.75	1:33.97	2:09.05	
13	<a href="#">Diego Silva</a>	1993	Portugal	28.02	1:00.21	1:33.99	2:09.23	
14	<a href="#">Nejc Jurjevcic</a>	1993	Slovenia	29.23	1:01.85	1:35.38	2:09.77	
15	<a href="#">Horia Cristea</a>	1993	Romania	28.40	1:00.85	1:34.96	2:10.20	
16	<a href="#">Moreno Colombo</a>	1993	Switzerland	28.45	1:01.47	1:35.16	2:10.74	
17	<a href="#">Aliaksandr Bratskou</a>	1993	Belarus	28.08	1:00.87	1:35.16	2:11.31	
18	<a href="#">Baris Havirseven</a>	1994	Turkey	28.68	1:01.73	1:36.27	2:11.64	
19	<a href="#">Nikolaus Ditttrich</a>	1993	Austria	28.20	1:01.61	1:36.14	2:11.89	
20	<a href="#">Petja Yritys</a>	1993	Finland	28.76	1:01.34	1:35.69	2:12.04	
21	<a href="#">Kristjan Jürisoo</a>	1993	Estonia	29.26	1:03.10	1:38.28	2:13.44	
22	<a href="#">Bastian Vollmer</a>	1993	Germany	27.72	1:00.78	1:37.07	2:13.50	
23	<a href="#">Denis Lences</a>	1993	Slovakia	28.85	1:02.89	1:37.26	2:14.40	
24	<a href="#">Tautvydas Cinelis</a>	1994	Lithuania	29.97	1:04.52	1:39.75	2:16.64	
25	<a href="#">Gorazd Cepisevski</a>	1993	Macedonia	30.33	1:05.35	1:41.11	2:17.71	

26	<a href="#">Sigurdur E. Kristjansson</a>	1994	Iceland	29.39	1:05.00	1:42.04	2:19.79	
-	<a href="#">Andrej Simic</a>	1994	Bosnia-Herzegovina				DSQ	

#### Event 20, 100m Backstroke Women, Finals

Place	Name	Born	Club	50m	1:05.00	1:42.04	Finish	Status
1	<a href="#">Alexandra Wenk</a>	1995	Germany	30.20			1:02.01	
2	<a href="#">Federica Meloni</a>	1995	Italy	30.85			1:03.57	
3	<a href="#">Liliana Szilagyi</a>	1996	Hungary	31.28			1:04.09	
4	<a href="#">Adriana Crovetto</a>	1995	Switzerland	31.21			1:04.59	
5	<a href="#">Svetlana Chimrowa</a>	1996	Russia	31.78			1:04.85	
6	<a href="#">Lidon Munoz Del Campo</a>	1995	Spain	31.59			1:04.90	
7	<a href="#">Natasha Hofton</a>	1995	Great Britain	31.92			1:05.76	
8	<a href="#">Natalia Vaskevich</a>	1995	Belarus	32.00			1:05.99	
9	<a href="#">Matea Samardzic</a>	1995	Croatia	30.91			1:05.02	
10	<a href="#">Anna Porzelska</a>	1995	Poland	32.38			1:06.29	
11	<a href="#">Nadiia Gumeniuk</a>	1995	Ukraine	32.10			1:06.41	
12	<a href="#">Eglo Osk Gustafsdottir</a>	1995	Iceland	32.57			1:06.74	
13	<a href="#">Maaike Waard</a>	1996	Netherlands	32.22			1:07.01	
14	<a href="#">Asta Dreivinskaite</a>	1995	Lithuania	32.32			1:07.04	
15	<a href="#">Catia Martinheira</a>	1995	Portugal	32.91			1:07.91	
16	<a href="#">Karin Oto</a>	1996	Slovenia	32.38			1:08.07	

#### Event 20, 100m Backstroke Women, Heats

Place	Name	Born	Club	50m	Finish	Status
1	<a href="#">Liliana Szilagyi</a>	1996	Hungary	31.38	1:04.41	
2	<a href="#">Federica Meloni</a>	1995	Italy	31.30	1:04.56	
3	<a href="#">Svetlana Chimrowa</a>	1996	Russia	31.49	1:04.84	
4	<a href="#">Adriana Crovetto</a>	1995	Switzerland	31.24	1:04.92	
5	<a href="#">Lidon Munoz Del Campo</a>	1995	Spain	31.71	1:05.37	



6	<a href="#">Campo</a>									
7	<a href="#">Alexandra Wenk</a>	1995	Germany	31.37	1:05.55					
8	<a href="#">Natalia Vaskevich</a>	1995	Belarus	32.51	1:06.14					
9	<a href="#">Natasha Hofton</a>	1995	Great Britain	32.10	1:06.17					
10	<a href="#">Nadia Gumeniuk</a>	1995	Ukraine	31.91	1:06.22					
11	<a href="#">Anna Porzelska</a>	1995	Poland	32.73	1:06.45					
12	<a href="#">Matea Samardzic</a>	1995	Croatia	31.88	1:06.52					
13	<a href="#">Asta Drevinskaite</a>	1995	Lithuania	32.19	1:06.88					
14	<a href="#">Maaike Waard</a>	1996	Netherlands	32.26	1:07.40					
15	<a href="#">Catia Martinheira</a>	1995	Portugal	32.08	1:07.61					
16	<a href="#">Karin Oto</a>	1996	Slovenia	32.12	1:07.77					
17	<a href="#">Evglo Osk</a>	1995	Iceland	33.02	1:07.84					
18	<a href="#">Gustafsdottir</a>	1995	Belgium	33.80	1:07.90					
19	<a href="#">Chloe Matroule</a>	1995	Denmark	32.82	1:08.40					
20	<a href="#">Klara Strand</a>	1995	Turkey	33.85	1:08.67					
21	<a href="#">Olesen</a>	1995	Estonia	33.83	1:09.05					
22	<a href="#">Hazal Sarikaya</a>	1996	Norway	33.39	1:09.23					
23	<a href="#">Valeria Mihhailova</a>	1995	Romania	33.50	1:09.34					
24	<a href="#">Aslaug Marie Hjelmaas</a>	1995	Serbia	33.36	1:09.44					
25	<a href="#">Alina Ene</a>	1996	Finland	34.51	1:09.80					
26	<a href="#">Milana Basic</a>	1995	Greece	34.36	1:10.02					
27	<a href="#">Janna Ovaska</a>	1996	Liechtenstein	33.76	1:10.25					
28	<a href="#">Maria Kladi-Marouda</a>	1995	Slovakia	34.39	1:10.92					
29	<a href="#">Maria Batliner</a>	1996	Bulgaria	34.57	1:12.18					
30	<a href="#">Katarina Holla</a>	1995	Latvia	36.04	1:15.40					
31	<a href="#">Simona Pantova</a>	1995								
32	<a href="#">Julija Ivanova</a>	1995								

#### Event 21, 100m Breaststroke Men, Finals

Place	Name	Born	Club	50m	Finish	Status
1	<a href="#">Mikolaj Machnik</a>	1993	Poland	29.88	1:03.25	
2	<a href="#">Matti Mattsson</a>	1993	Finland	30.08	1:04.53	
3	<a href="#">Panagiotis Samilidis</a>	1993	Greece	30.30	1:04.54	
4	<a href="#">Peter Vizkeleti</a>	1993	Hungary	31.16	1:04.81	
5	<a href="#">Eduardo Solaeche</a>	1993	Spain	31.48	1:05.12	
6	<a href="#">Robin Lay</a>	1994	Germany	31.27	1:05.55	

7	<a href="#">Craig H Benson</a>	1994	Great Britain	31.26	1:06.25
8	<a href="#">Oleg Utekhin</a>	1994	Russia	30.59	1:06.61
9	<a href="#">Umberto Marra</a>	1993	Italy	29.21	1:03.24
10	<a href="#">Thibault Capitaine</a>	1993	France	31.04	1:05.53
11	<a href="#">Yahav Shahaf</a>	1993	Israel	31.58	1:06.55
12	<a href="#">Raf Vandevelde</a>	1993	Belgium	31.25	1:06.89
13	<a href="#">Daniel Sweeney</a>	1993	Ireland	31.32	1:07.22
14	<a href="#">Kemal Erce Eser</a>	1993	Turkey	31.52	1:07.91
15	<a href="#">Radomir Asceric</a>	1993	Serbia	31.83	1:08.37
16	<a href="#">Rasmus Dufour</a>	1993	Denmark	32.08	1:08.82

#### Event 21, 100m Breaststroke Men, Heats

Place	Name	Born	Club	50m	Finish	Status
1	<a href="#">Mikolaj Machnik</a>	1993	Poland	30.54	1:04.05	
2	<a href="#">Panagiotis Samiliadis</a>	1993	Greece	30.22	1:04.88	
3	<a href="#">Matti Mattsson</a>	1993	Finland	29.88	1:04.93	
4	<a href="#">Peter Vizkeleti</a>	1993	Hungary	30.80	1:05.37	
5	<a href="#">Eduardo Solaeche</a>	1993	Spain	30.69	1:05.39	
6	<a href="#">Robin Lay</a>	1994	Germany	31.11	1:05.59	
7	<a href="#">Craig H Benson</a>	1994	Great Britain	31.18	1:06.20	
8	<a href="#">Oleg Utekhin</a>	1994	Russia	30.09	1:06.30	
9	<a href="#">Thibault Capitaine</a>	1993	France	30.68	1:06.31	
10	<a href="#">Yahav Shahaf</a>	1993	Israel	30.91	1:06.49	
11	<a href="#">Daniel Sweeney</a>	1993	Ireland	31.18	1:06.63	
12	<a href="#">Raf Vandevelde</a>	1993	Belgium	31.31	1:06.65	
13	<a href="#">Kemal Erce Eser</a>	1993	Turkey	30.87	1:07.60	
14	<a href="#">Umberto Marra</a>	1993	Italy	31.04	1:07.88	
15	<a href="#">Radomir Asceric</a>	1993	Serbia	31.63	1:08.24	
16	<a href="#">Rasmus Dufour</a>	1993	Denmark	32.13	1:08.32	
17	<a href="#">Jevgenij Gamber</a>	1994	Lithuania	30.84	1:08.33	
18	<a href="#">Olexiv Rozhkov</a>	1993	Ukraine	32.45	1:08.93	
19	<a href="#">Aliaksandr Shershan</a>	1993	Belarus	31.33	1:08.95	
20	<a href="#">Filippo Maria Inches</a>	1993	Switzerland	31.97	1:09.04	
21	<a href="#">Martin Jedlinsky</a>	1993	Czech Republic	32.78	1:09.65	
21	<a href="#">Ioan Laurentiu Barbu</a>	1994	Romania	31.65	1:09.65	

23	<a href="#">Fiodors</a>	1994	Latvia	32.93	1:09.68
24	<a href="#">Miasojedovs</a>	1994	Portugal	33.16	1:10.34
25	<a href="#">Diogo Rodrigues</a>	1993	Andorra	32.54	1:10.48
26	<a href="#">Joel Lopez Ardan</a>	1994	Georgia	33.17	1:10.58
27	<a href="#">Shengelia Irakli</a>	1993	Liechtenstein	32.92	1:10.70
28	<a href="#">Christoph Meier</a>	1993	Estonia	32.33	1:10.78
29	<a href="#">Danil Rogatshov</a>	1994	Iceland	33.81	1:13.33
30	<a href="#">Birgir Viktor Hannesson</a>	1993	Azerbaijan	34.58	1:17.40

#### Event 22, 200m Freestyle Women, Finals

Place	Name	Born	Club	50m	100m	150m	Finish	Status
1	<a href="#">Johanna Friedrich</a>	1995	Germany	29.36	1:00.61	1:32.31	2:03.72	
2	<a href="#">Charlotte Bonnet</a>	1995	France	29.35	1:00.62	1:32.64	2:03.86	
3	<a href="#">Kathryn Woolston-Thomas</a>	1995	Great Britain	28.95	1:00.15	1:31.87	2:04.44	
4	<a href="#">Diletta Carli</a>	1996	Italy	29.46	1:00.46	1:32.45	2:04.83	
5	<a href="#">Dia Schmiedhoffer</a>	1995	Hungary	29.24	1:00.87	1:32.84	2:04.88	
6	<a href="#">Kia Hansen</a>	1995	Denmark	29.37	1:01.01	1:33.22	2:05.10	
7	<a href="#">Donata Kiljanska</a>	1995	Poland	29.67	1:01.43	1:33.81	2:06.20	
8	<a href="#">Ksenia Yuskova</a>	1996	Russia	29.67	1:01.99	1:35.71	2:09.43	
9	<a href="#">Martina Marcs</a>	1995	Israel	29.82	1:02.35	1:35.08	2:06.62	
10	<a href="#">Esmee Vermeulen</a>	1996	Netherlands	29.75	1:02.22	1:34.85	2:06.97	
11	<a href="#">Alice Della Bruna</a>	1995	Switzerland	30.69	1:03.20	1:36.29	2:09.34	
12	<a href="#">Marina Rico</a>	1995	Spain	30.54	1:03.31	1:36.59	2:09.35	
13	<a href="#">Yasmine Bonne</a>	1996	Belgium	30.06	1:03.09	1:36.56	2:09.61	
14	<a href="#">Celine Bertrand</a>	1995	Sweden	29.57	1:01.90	1:36.30	2:10.14	
15	<a href="#">Eleni Vasileiadou</a>	1995	Greece	30.57	1:03.37	1:37.36	2:10.97	
16	<a href="#">Kaja Vrhovnik</a>	1995	Slovenia	30.77	1:03.83	1:37.88	2:12.03	


#### Event 22, 200m Freestyle Women, Heats

Place	Name	Born	Club	50m	100m	150m	Finish	Status
1	<a href="#">Diletta Carli</a>	1996	Italy	29.55	1:01.04	1:33.00	2:04.53	
2	<a href="#">Kia Hansen</a>	1995	Denmark	29.57	1:01.24	1:33.21	2:05.78	



Place	Name	Born	Club					Finish	Status
3	<a href="#">Kathryn Woolston-Thomas</a>	1995	Great Britain	29.00	1:00.54	1:33.03		2:06.05	
4	<a href="#">Johanna Friedrich</a>	1995	Germany	28.95	1:00.51	1:33.21		2:06.16	
5	<a href="#">Ksenia Yuskova</a>	1996	Russia	29.91	1:01.97	1:34.63		2:06.62	
6	<a href="#">Donata Kilijanska</a>	1995	Poland	29.49	1:01.24	1:34.11		2:06.66	
7	<a href="#">Charlotte Bonnet</a>	1995	France	29.66	1:01.84	1:34.55		2:06.80	
8	<a href="#">Dia Schmieghoffer</a>	1995	Hungary	29.31	1:01.02	1:34.14		2:07.20	
9	<a href="#">Martina Marcs</a>	1995	Israel	29.90	1:02.77	1:36.04		2:07.45	
10	<a href="#">Esmee Vermeulen</a>	1996	Netherlands	30.05	1:02.37	1:35.28		2:07.53	
11	<a href="#">Sycerika McMahan</a>	1995	Ireland	29.55	1:01.64	1:35.03		2:07.75	Not in final
12	<a href="#">Eva Chavez-Diaz</a>	1995	Austria	29.44	1:01.71	1:34.83		2:07.99	Not in final
13	<a href="#">Marina Rico</a>	1995	Spain	29.85	1:01.85	1:35.80		2:09.93	
14	<a href="#">Kaja Vrhovnik</a>	1995	Slovenia	30.13	1:02.79	1:37.02		2:10.31	
15	<a href="#">Celine Bertrand</a>	1995	Sweden	29.77	1:02.37	1:36.42		2:10.66	
16	<a href="#">Eleni Vasileiadou</a>	1995	Greece	30.53	1:03.93	1:37.66		2:11.19	
17	<a href="#">Yasmine Bonne</a>	1996	Belgium	29.68	1:02.51	1:37.18		2:11.41	
18	<a href="#">Alice Della Bruna</a>	1995	Switzerland	30.40	1:03.21	1:37.55		2:11.53	
19	<a href="#">Andra Ioana Singuran</a>	1995	Romania	30.44	1:03.62	1:38.34		2:12.05	
20	<a href="#">Beste Kantar</a>	1995	Turkey	29.90	1:03.41	1:38.19		2:12.41	
21	<a href="#">Michaela Petrova</a>	1996	Czech Republic	30.17	1:03.44	1:38.32		2:12.79	
22	<a href="#">Anni Hirvelä</a>	1995	Finland	30.36	1:03.91	1:38.79		2:12.87	
23	<a href="#">Catia Martinheira</a>	1995	Portugal	30.07	1:03.53	1:39.19		2:13.43	
24	<a href="#">Diana Kirs</a>	1995	Estonia	29.90	1:02.68	1:37.90		2:13.92	
25	<a href="#">Khrystyna Yurchenko</a>	1995	Ukraine	31.24	1:04.85	1:39.77		2:14.03	
26	<a href="#">Zuzana Tencerova</a>	1995	Slovakia	30.99	1:04.41	1:38.96		2:14.04	
27	<a href="#">Kelly Moura</a>	1996	Luxembourg	31.28	1:05.38	1:40.39		2:15.69	
28	<a href="#">Migle Staraitė</a>	1995	Lithuania	30.80	1:04.83	1:40.28		2:16.52	
29	<a href="#">Hanna Upolauneva</a>	1995	Belarus	30.51	1:04.53	1:40.31		2:16.96	
30	<a href="#">Katarina Draganov Cordas</a>	1995	Serbia	30.34	1:05.04	1:41.16		2:17.61	
31	<a href="#">Petya Dimova</a>	1995	Bulgaria	31.16	1:05.69	1:41.71		2:18.03	
32	<a href="#">Sara Pagliarani</a>	1995	San Marino	32.82	1:08.79	1:45.68		2:20.76	
33	<a href="#">Kolbrun Jonsdottir</a>	1995	Iceland	31.54	1:07.18	1:45.24		2:21.20	

Event 23, 50m Freestyle Men, Finals



1	<a href="#">Aitor Martinez</a>	1993	Spain	22.76
2	<a href="#">Rodriguez</a>	1993	France	22.94
3	<a href="#">Clément Mignon</a>	1993	Denmark	23.63
4	<a href="#">Daniel Skaaning</a>	1994	Germany	23.64
5	<a href="#">Maximilian Oswald</a>	1993	Poland	23.73
6	<a href="#">Pawel Werner</a>	1993	Israel	23.76
7	<a href="#">Almog Olshtein</a>	1993	Russia	23.92
8	<a href="#">Dmitry Ermakov</a>	1993	Latvia	24.06
9	<a href="#">Pavels Gribovskis</a>	1993	Hungary	23.85
10	<a href="#">Peter Keidl</a>	1993	Italy	23.90
11	<a href="#">Alessio Negrelli</a>	1993	Belarus	23.93
12	<a href="#">Iliia Abramovich</a>	1993	Portugal	23.97
13	<a href="#">Miguel Saraiva</a>	1994	Croatia	24.21
14	<a href="#">Mihael Vukic</a>	1993	Estonia	24.34
15	<a href="#">Pjotr Degtjariov</a>	1993	Great Britain	24.50
16	<a href="#">Steven King</a>	1994	Ukraine	24.58
	<a href="#">Volodymyr Sushchuk</a>			


#### Event 23, 50m Freestyle Men, Heats

Place	Name	Born	Club	Finish	Status
1	<a href="#">Aitor Martinez</a>	1993	Spain	22.74	
2	<a href="#">Rodriguez</a>	1993	France	23.32	
3	<a href="#">Clément Mignon</a>	1993	Israel	23.79	
4	<a href="#">Almog Olshtein</a>	1993	Denmark	23.82	
5	<a href="#">Daniel Skaaning</a>	1994	Germany	23.89	
6	<a href="#">Maximilian Oswald</a>	1993	Latvia	23.90	
7	<a href="#">Pavels Gribovskis</a>	1993	Poland	23.92	
7	<a href="#">Pawel Werner</a>	1993	Russia	23.92	
9	<a href="#">Dmitry Ermakov</a>	1994	Croatia	23.97	
10	<a href="#">Mihael Vukic</a>	1993	Hungary	24.05	
11	<a href="#">Peter Keidl</a>	1993	Serbia	24.12	Not in final
11	<a href="#">Velimir Stjepanovic</a>	1993	Estonia	24.12	
13	<a href="#">Pjotr Degtjariov</a>	1994	Ukraine	24.22	
	<a href="#">Volodymyr Sushchuk</a>				

13	<a href="#">Sushchvk</a>	1993	Great Britain	24.22
15	<a href="#">Steven King</a>	1993	Belarus	24.29
16	<a href="#">Iliia Abramovich</a>	1993	Portugal	24.35
16	<a href="#">Miguel Saraiva</a>	1993	Italy	24.35
18	<a href="#">Oscar Ekstroem</a>	1994	Sweden	24.42
19	<a href="#">Einaras</a>	1993	Lithuania	24.55
19	<a href="#">Tamaliunas</a>	1993	Austria	24.55
19	<a href="#">Daniel Wartner</a>	1993	Czech Republic	24.55
22	<a href="#">Tomas Pavlicek</a>	1993	Netherlands	24.63
23	<a href="#">Dion Dreesens</a>	1993	Belgium	24.72
23	<a href="#">Iarre Lafort</a>	1993		
24	<a href="#">Constantinos</a>	1993	Cyprus	24.83
24	<a href="#">Orphanos</a>	1993	Ireland	24.97
25	<a href="#">Jordan Sloan</a>	1993	Slovenia	24.99
26	<a href="#">Matej Golob</a>	1993	Greece	25.06
27	<a href="#">Ioannis-Petros</a>	1993		
27	<a href="#">Engonopoul</a>	1993	Finland	25.14
28	<a href="#">Christopher</a>	1993		
28	<a href="#">Kokarev</a>	1993	Slovakia	25.20
29	<a href="#">Marek Stanko</a>	1993	Romania	25.23
30	<a href="#">Andrei Negrea</a>	1994	Switzerland	25.45
31	<a href="#">Carlo Rezzonico</a>	1994	Bulgaria	25.56
32	<a href="#">Kristijan Krastev</a>	1994	Georgia	25.74
33	<a href="#">Davit Sikharulidze</a>	1994	Turkey	25.95
34	<a href="#">Kemal Erce Eser</a>	1993	Bosnia-	26.06
35	<a href="#">Damir Hodzic</a>	1993	Herzegovina	
36	<a href="#">Njall Thrastarson</a>	1994	Iceland	26.24
37	<a href="#">Harutyun</a>	1994	Armenia	26.43
37	<a href="#">Banduryan</a>	1994		
38	<a href="#">Said Hamzayev</a>	1994	Azerbaijan	28.67

Event 24, 800m Freestyle Women, Finals

Place	Name	Born	Club	100m	200m	300m	400m	Finish	Status
1	<a href="#">Charlotte Bonnet</a>	1995	France	1:02.34	2:08.08	3:14.53	4:20.90	8:45.59	
				5:27.30	6:33.81	7:40.66			
2	<a href="#">Donata Kilijanska</a>	1995	Poland	1:02.74	2:09.03	3:16.16	4:23.85	8:55.55	



3	<a href="#">Rachael Williamson</a>	1995	Great Britain	5:32.18	6:40.84	7:49.17	4:23.71	8:58.80
4	<a href="#">Diletta Carli</a>	1996	Italy	5:32.14	6:41.50	7:50.93	4:26.21	9:03.50
5	<a href="#">Lise Sand Svvertsen</a>	1995	Norway	1:02.85	2:09.15	3:16.09	4:32.64	9:04.84
6	<a href="#">Dora Szucs</a>	1995	Hungary	1:03.60	2:12.92	3:21.59	4:31.44	9:05.98
7	<a href="#">Esmee Vermeulen</a>	1996	Netherlands	5:35.05	6:50.05	7:59.22	4:33.54	9:11.85
8	<a href="#">Marina Sulzmann</a>	1995	Germany	1:04.63	2:12.86	3:23.07	4:31.66	9:14.80
9	<a href="#">Marina Rico</a>	1995	Spain	5:43.79	6:54.28	8:04.35	4:36.07	9:14.85
10	<a href="#">Kia Hansen</a>	1995	Denmark	1:02.93	2:11.12	3:21.15	4:36.04	9:18.50
11	<a href="#">Natacha Delvoie</a>	1995	Belgium	5:42.84	6:53.75	8:04.62	4:34.75	9:20.50
12	<a href="#">Svetlana Sheludko</a>	1996	Russia	1:05.45	2:15.17	3:25.52	4:34.92	9:21.65
13	<a href="#">Spela Perse</a>	1996	Slovenia	5:46.88	6:57.17	8:06.90	4:36.17	9:23.03
14	<a href="#">Begum Sariahmetoglu</a>	1995	Turkey	1:05.34	2:14.85	3:25.06	4:40.56	9:28.72
15	<a href="#">Artemis Kouni</a>	1995	Greece	5:46.85	6:57.82	8:08.60	4:40.11	9:29.21
16	<a href="#">Maria Batliner</a>	1996	Liechtenstein	1:05.62	2:14.80	3:24.06	4:40.31	9:30.89
17	<a href="#">Martina Marcs</a>	1995	Israel	5:46.84	6:58.52	8:10.56	4:43.89	9:36.10
18	<a href="#">Sara Ottosson-Bixo</a>	1995	Sweden	1:05.47	2:14.64	3:24.40	4:49.12	9:38.37
19	<a href="#">Aino Erkinaro</a>	1995	Finland	5:46.69	6:58.94	8:11.09	4:44.77	9:39.74
20	<a href="#">Maria Romanjuk</a>	1996	Estonia	1:05.14	2:14.59	3:25.09	4:47.32	9:47.21
21	<a href="#">Zuzana Tencerova</a>	1995	Slovakia	5:48.49	7:00.19	8:12.66	4:53.04	9:48.27

22	<a href="#">Bara Kristin Bjorgvinsdot</a>	1995	Iceland	6:08.29	7:22.61	8:36.65	9:49.91	
23	<a href="#">Alexandra Ciorobea</a>	1996	Romania	1:07.78	2:21.48	3:36.22	4:51.78	9:58.83
				6:07.41	7:23.07	8:38.83		
				1:08.80	2:23.33	3:38.79	4:54.35	
				6:10.27	7:26.49	8:42.98		

#### Event 25, 400m Medley Men, Finals

Place	Name	Born	Club	100m	200m	300m	Finish	Status
1	<a href="#">Eduardo Solaeche</a>	1993	Spain	59.89	2:09.48	3:22.11	4:24.37	
2	<a href="#">Ieuan Lloyd</a>	1993	Great Britain	1:00.54	2:10.06	3:24.77	4:26.35	
3	<a href="#">Maksym Shemberev</a>	1993	Ukraine	1:01.77	2:14.74	3:29.37	4:28.72	
4	<a href="#">Felix Firsov</a>	1993	Russia	1:02.10	2:13.04	3:29.35	4:29.58	
5	<a href="#">Louis Croenen</a>	1994	Belgium	1:01.70	2:11.64	3:30.97	4:32.50	
6	<a href="#">Stefanos Chalintzei-Christ</a>	1993	Greece	1:00.06	2:10.80	3:32.92	4:36.73	
7	<a href="#">Clément Quilliec</a>	1993	France	1:05.03	2:16.57	3:33.75	4:37.42	
8	<a href="#">Lukasz Chmiel</a>	1993	Poland	1:00.27	2:13.71	3:36.07	4:41.05	
9	<a href="#">Nejc Jurjevcic</a>	1993	Slovenia	1:03.69	2:15.72	3:36.74	4:38.84	
10	<a href="#">Philipp Jaksche</a>	1993	Austria	1:02.80	2:14.73	3:36.38	4:40.65	
11	<a href="#">Nicholas Quinn</a>	1993	Ireland	1:03.35	2:18.34	3:36.82	4:41.81	
12	<a href="#">Federico Andreetto</a>	1993	Italy	1:04.05	2:14.68	3:38.58	4:43.43	
13	<a href="#">Miguel Diogo</a>	1993	Portugal	1:02.20	2:16.66	3:40.63	4:43.47	
14	<a href="#">Dzianis Shalabodau</a>	1993	Belarus	1:04.53	2:19.82	3:41.77	4:45.18	
15	<a href="#">Petia Yritys</a>	1993	Finland	1:03.56	2:18.06	3:39.38	4:45.41	
16	<a href="#">Bence Kiraly</a>	1993	Hungary	1:03.14	2:19.00	3:44.45	4:50.47	

Place	Name	Born	Club	100m	200m	300m	Finish	Status
1	<a href="#">Maksym Shemberev</a>	1993	Ukraine	1:02.01	2:14.69	3:28.08	4:29.29	

Not in final

2	<a href="#">Eduardo Solaache</a>	1993	Spain	1:01.20	2:13.96	3:28.37	4:32.02
3	<a href="#">Ieuan Lloyd</a>	1993	Great Britain	1:00.56	2:11.14	3:29.66	4:33.37
4	<a href="#">Stefanos Chalintzi-Christ</a>	1993	Greece	1:00.66	2:10.46	3:30.03	4:33.69
5	<a href="#">Felix Firsov</a>	1993	Russia	1:01.56	2:14.19	3:32.01	4:34.42
6	<a href="#">Louis Croenen</a>	1994	Belgium	1:02.62	2:12.61	3:33.04	4:38.25
7	<a href="#">Lukasz Chmiel</a>	1993	Poland	1:00.85	2:14.53	3:35.28	4:38.68
8	<a href="#">Clément Quilliec</a>	1993	France	1:05.09	2:16.32	3:35.64	4:39.64
9	<a href="#">Bence Kiraly</a>	1993	Hungary	1:01.66	2:15.04	3:36.58	4:40.76
10	<a href="#">Elijah Stolz</a>	1993	Switzerland	1:05.21	2:16.19	3:37.35	4:42.03
11	<a href="#">Nejc Jurjevic</a>	1993	Slovenia	1:03.62	2:16.27	3:38.33	4:42.50
12	<a href="#">Federico Andreetto</a>	1993	Italy	1:03.54	2:13.20	3:36.85	4:42.96
13	<a href="#">Nicholas Quinn</a>	1993	Ireland	1:03.73	2:18.17	3:37.78	4:43.36
14	<a href="#">Philipp Jaksche</a>	1993	Austria	1:02.69	2:15.46	3:38.78	4:45.33
15	<a href="#">Miguel Diogo</a>	1993	Portugal	1:01.82	2:16.22	3:42.00	4:46.07
16	<a href="#">Dzianis Shalabodau</a>	1993	Belarus	1:05.31	2:21.30	3:43.19	4:46.27
17	<a href="#">Petja Yritys</a>	1993	Finland	1:03.91	2:15.93	3:39.01	4:47.36
18	<a href="#">Ilja Efimov</a>	1993	Estonia	1:05.72	2:24.33	3:45.20	4:51.94
19	<a href="#">Ali Baturay Yilmaz</a>	1994	Turkey	1:00.01	2:14.39	3:42.57	4:52.53
20	<a href="#">Nikola Trajkovic</a>	1994	Serbia	1:07.86	2:21.42	3:45.07	4:52.78
21	<a href="#">Irakli Bolkvadze</a>	1994	Georgia	1:04.26	2:20.75	3:43.01	4:53.54
22	<a href="#">Rostislav Kubicky</a>	1994	Slovakia	1:05.14	2:18.13	3:45.81	4:54.36
23	<a href="#">Anton Sveinn Mckee</a>	1993	Iceland	1:06.43	2:24.02	3:47.23	4:54.50
24	<a href="#">Erikas Svirskas</a>	1994	Lithuania	1:08.08	2:26.04	3:53.37	5:02.68
25	<a href="#">Nikolajs Maskalenko</a>	1993	Latvia	1:09.95	2:31.20	3:57.63	5:10.07
-	<a href="#">Martin Jedlinsky</a>	1993	Czech Republic				DSQ
-	<a href="#">Tal Hanani</a>	1993	Israel				DSQ

Event 26, 200m Butterfly Women, Finals

Place	Name	Born	Club	50m	100m	150m	Finish	Status
1	<a href="#">Cristina Garcia</a>	1995	Spain	30.93	1:06.53	1:41.58	2:16.62	
2	<a href="#">Yuliya Kyselova</a>	1995	Ukraine	31.47	1:06.40	1:42.25	2:17.88	
3	<a href="#">Patricia Burkhardt</a>	1995	Germany	31.51	1:06.61	1:41.25	2:18.49	
4	<a href="#">Sycerika McMahon</a>	1995	Ireland	30.30	1:04.73	1:41.24	2:18.94	

5	<a href="#">Alice Ceccato</a>	1995	Italy	31.71	1:06.52	1:42.80	2:19.35
6	<a href="#">Kathryn Woolston-Thomas</a>	1995	Great Britain	31.36	1:06.60	1:43.53	2:20.72
7	<a href="#">Agata Szmagalska</a>	1995	Poland	31.31	1:07.54	1:46.10	2:22.49
8	<a href="#">Eva Chavez-Diaz</a>	1995	Austria	31.09	1:06.82	1:43.73	2:22.82
9	<a href="#">Moica Sagmeister</a>	1996	Slovenia	31.25	1:07.08	1:44.30	2:23.66
10	<a href="#">Aksana Faminykh</a>	1995	Belarus	32.40	1:09.27	1:47.01	2:23.78
11	<a href="#">Joan Grandjean</a>	1996	Belgium	32.47	1:09.56	1:47.08	2:24.17
12	<a href="#">Salome Jonsdottir</a>	1995	Iceland	32.42	1:09.39	1:47.20	2:25.50
13	<a href="#">Mila Jovanov</a>	1995	Serbia	32.27	1:09.71	1:48.06	2:25.75
14	<a href="#">Emilie N Loevberg</a>	1995	Norway	31.91	1:09.13	1:47.30	2:25.82
15	<a href="#">Eleftheria Ezat</a>	1995	Greece	31.94	1:09.24	1:47.27	2:26.29
16	<a href="#">Marianne Vinsand</a>	1995	Denmark	32.90	1:09.85	1:48.30	2:27.50

#### Event 26, 200m Butterfly Women, Heats

Place	Name	Born	Club	50m	100m	150m	Finish	Status
1	<a href="#">Yuliya Kyselova</a>	1995	Ukraine	31.39	1:06.30	1:42.02	2:18.12	
2	<a href="#">Patricia Burkhardt</a>	1995	Germany	30.61	1:05.62	1:41.98	2:19.53	
3	<a href="#">Cristina Garcia</a>	1995	Spain	31.03	1:06.88	1:43.39	2:20.01	
4	<a href="#">Alice Ceccato</a>	1995	Italy	31.78	1:06.61	1:43.45	2:20.07	
5	<a href="#">Eva Chavez-Diaz</a>	1995	Austria	31.16	1:06.70	1:43.56	2:20.49	
6	<a href="#">Sycerika Mcmahon</a>	1995	Ireland	31.42	1:06.88	1:43.78	2:20.76	
7	<a href="#">Agata Szmagalska</a>	1995	Poland	31.21	1:07.30	1:44.77	2:22.29	
8	<a href="#">Kathryn Woolston-Thomas</a>	1995	Great Britain	31.86	1:07.90	1:45.05	2:22.70	
9	<a href="#">Emilie N Loevberg</a>	1995	Norway	32.28	1:08.59	1:46.10	2:24.65	
10	<a href="#">Eleftheria Ezat</a>	1995	Greece	31.54	1:08.49	1:46.06	2:25.08	
11	<a href="#">Joan Grandjean</a>	1996	Belgium	31.90	1:08.73	1:47.18	2:25.42	
12	<a href="#">Aksana Faminykh</a>	1995	Belarus	32.59	1:10.11	1:48.65	2:25.97	
13	<a href="#">Mila Jovanov</a>	1995	Serbia	31.65	1:08.79	1:46.76	2:26.31	
14	<a href="#">Marianne Vinsand</a>	1995	Denmark	31.99	1:08.38	1:46.87	2:26.37	
15	<a href="#">Moica Sagmeister</a>	1996	Slovenia	32.04	1:09.70	1:47.77	2:27.14	
16	<a href="#">Salome Jonsdottir</a>	1995	Iceland	32.89	1:10.33	1:49.29	2:28.48	
17	<a href="#">Ines Martins</a>	1995	Portugal	32.43	1:08.74	1:48.35	2:28.68	
18	<a href="#">Oona Laukkanen</a>	1995	Finland	33.75	1:12.07	1:50.71	2:29.08	
19	<a href="#">Celine Bertrand</a>	1995	Sweden	31.46	1:07.69	1:48.83	2:29.67	
20	<a href="#">Vaiva Gimbutyte</a>	1995	Lithuania	33.36	1:11.70	1:51.09	2:30.03	
21	<a href="#">Denisa Tenkelova</a>	1995	Slovakia	32.57	1:11.38	1:51.72	2:31.21	

22	<a href="#">Vera Koprivova</a>	1995	Czech Republic	33.40	1:11.93	1:53.03	2:35.24
23	<a href="#">Deniz Gungoroglu</a>	1995	Turkey	33.34	1:13.16	1:55.04	2:36.19

#### Event 27, 100m Backstroke Men, Finals

Place	Name	Born	Club	50m	Finish	Status
1	<a href="#">Matthew Mcmanemy</a>	1993	Spain	27.46	56.55	
2	<a href="#">Grant Halsall</a>	1993	Great Britain	28.60	57.60	
3	<a href="#">Christian Diener</a>	1993	Germany	27.91	57.62	
4	<a href="#">Mateusz Wysockzynski</a>	1993	Poland	28.18	57.64	
5	<a href="#">Fabio Laugeni</a>	1994	Italy	27.73	57.78	
6	<a href="#">David Gamburg</a>	1993	Israel	28.06	58.30	
7	<a href="#">Julien-Pierre Goyetche</a>	1993	France	28.36	58.64	
8	<a href="#">Mark Papp</a>	1994	Hungary	28.66	58.70	
9	<a href="#">Aliaksandr Sabalenka</a>	1993	Belarus	28.54	59.46	
10	<a href="#">Alexandros Theocharidis</a>	1993	Greece	28.94	59.61	
11	<a href="#">Goncalo Gregorio</a>	1993	Portugal	29.20	59.62	
12	<a href="#">Elijah Stolz</a>	1993	Switzerland	29.42	59.70	
13	<a href="#">Martin Fakla</a>	1993	Slovakia	29.08	59.76	
14	<a href="#">Jakub Kocar</a>	1994	Czech Republic	29.29	59.92	
15	<a href="#">Charles Navarre</a>	1993	Belgium	29.03	1:00.13	
16	<a href="#">Gokberk Pala</a>	1993	Turkey	29.46	1:00.94	

#### Event 27, 100m Backstroke Men, Heats

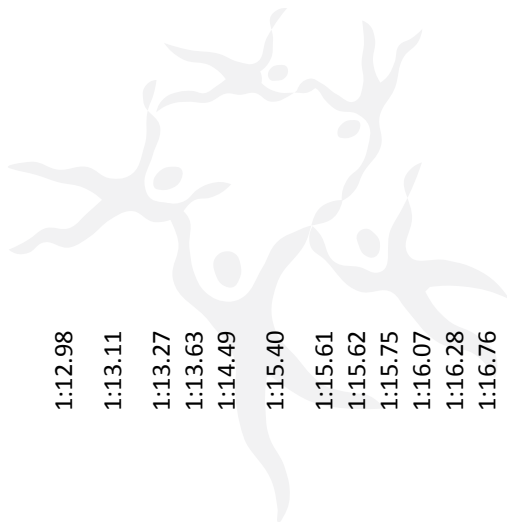
Place	Name	Born	Club	50m	Finish	Status
1	<a href="#">Matthew Mcmanemy</a>	1993	Spain	27.72	57.83	
2	<a href="#">Fabio Laugeni</a>	1994	Italy	27.75	57.85	
3	<a href="#">Christian Diener</a>	1993	Germany	27.98	58.32	
4	<a href="#">Grant Halsall</a>	1993	Great Britain	28.57	58.44	
5	<a href="#">David Gamburg</a>	1993	Israel	28.05	58.61	



6	<a href="#">Mark Papp</a>	1994	Hungary	28.78	58.71
7	<a href="#">Mateusz Wysoczynski</a>	1993	Poland	28.50	58.79
7	<a href="#">Julien-Pierre Goyetche</a>	1993	France	28.42	58.79
7	<a href="#">Martin Fakla</a>	1993	Slovakia	28.77	58.79
12	<a href="#">Aliaksandr Sabalenka</a>	1993	Belarus	28.13	58.98
14	<a href="#">Jakub Kocar</a>	1994	Czech Republic	28.71	59.48
15	<a href="#">Daniel Skaaning</a>	1993	Denmark	29.29	59.73
16	<a href="#">Alexandros Theocharidis</a>	1993	Greece	28.96	59.93
17	<a href="#">Elijah Stolz</a>	1993	Switzerland	29.86	59.99
18	<a href="#">Goncalo Gregorio</a>	1993	Portugal	29.16	1:00.08
19	<a href="#">Charles Navarre</a>	1993	Belgium	29.19	1:00.31
20	<a href="#">Gokberk Pala</a>	1993	Turkey	29.68	1:00.85
21	<a href="#">Igor Chorny</a>	1993	Ukraine	29.72	1:00.99
22	<a href="#">Jordan Sloan</a>	1993	Ireland	29.26	1:01.41
23	<a href="#">Gorazd Cepisevski</a>	1993	Macedonia	29.75	1:01.46
24	<a href="#">Stas Slabe</a>	1993	Slovenia	30.03	1:01.85
25	<a href="#">Tadas Duskinas</a>	1994	Lithuania	30.03	1:02.08
26	<a href="#">Oscar Ekstroem</a>	1994	Sweden	29.95	1:02.10
27	<a href="#">Fred Karu</a>	1993	Estonia	30.19	1:02.90
28	<a href="#">Kolbeinn Hrafnkelsson</a>	1994	Iceland	30.29	1:03.05
29	<a href="#">Mihai Spalatel</a>	1993	Romania	30.42	1:03.26
30	<a href="#">Lyubomir Aleksiev</a>	1993	Bulgaria	30.61	1:03.31
31	<a href="#">Antons Voitovs</a>	1994	Latvia	31.28	1:04.60
32	<a href="#">Christopher Kokarev</a>	1993	Finland	31.69	1:05.72
33	<a href="#">Andrej Simic</a>	1994	Bosnia-Herzegovina	32.29	1:06.69

#### Event 28, 100m Breaststroke Women, Finals

Place	Name	Born	Club	50m	Finish	Status
1	<a href="#">Carlotta Toni</a>	1995	Italy	33.54	1:10.25	
2	<a href="#">Jenna Laukkanen</a>	1995	Finland	33.83	1:10.80	
3	<a href="#">Julia Willers</a>	1996	Germany	34.18	1:11.56	
4	<a href="#">Anna Sztankovics</a>	1996	Hungary	33.80	1:11.77	



1:12.98  
1:13.11  
1:13.27  
1:13.63  
1:14.49  
1:15.40  
1:15.61  
1:15.62  
1:15.75  
1:16.07  
1:16.28  
1:16.76

34.38  
35.02  
34.68  
34.71  
35.22  
34.95  
35.64  
35.16  
35.70  
35.42  
35.54  
36.03

France  
Great Britain  
Poland  
Sweden  
Belgium  
Norway  
Ukraine  
Switzerland  
Slovenia  
Turkey  
Serbia  
Austria

1995  
1995  
1995  
1995  
1995  
1995  
1996  
1995  
1995  
1995  
1995  
1995  
1995  
1995  
1995  
1995

[Claire Polit](#)  
[Charlotte Bradbury](#)  
[Justyna Otremba](#)  
[Malin Westman](#)  
[Julie de Coster](#)  
[Ingallill Urrang](#)  
[Naustvik](#)  
[Alona Kyselova](#)  
[Lucia Chiesa](#)  
[Vita Rehberger](#)  
[Dilara Altintop](#)  
[Dragana Ivanovic](#)  
[Nicole Pichler](#)

Event 28, 100m Breaststroke Women, Heats

Place	Name	Born	Club	50m	Finish	Status
1	<a href="#">Jenna Laukkanen</a>	1995	Finland	34.08	1:11.29	
2	<a href="#">Carlotta Toni</a>	1995	Italy	34.14	1:11.62	
3	<a href="#">Claire Polit</a>	1995	France	34.32	1:12.81	
4	<a href="#">Julia Willers</a>	1996	Germany	34.33	1:12.88	
5	<a href="#">Anna Sztankovics</a>	1996	Hungary	34.55	1:12.93	
6	<a href="#">Charlotte Bradbury</a>	1995	Great Britain	35.20	1:13.40	
7	<a href="#">Justyna Otremba</a>	1995	Poland	34.25	1:13.75	
8	<a href="#">Malin Westman</a>	1995	Sweden	35.10	1:13.88	
9	<a href="#">Ingallill Urrang</a> <a href="#">Naustvik</a>	1995	Norway	34.73	1:14.21	
10	<a href="#">Tatiana Chudnova</a>	1996	Russia	35.09	1:14.62	Not in final
11	<a href="#">Vita Rehberger</a>	1995	Slovenia	34.80	1:15.23	
12	<a href="#">Lucia Chiesa</a>	1995	Switzerland	35.24	1:15.44	
13	<a href="#">Nicole Pichler</a>	1995	Austria	35.66	1:15.54	
14	<a href="#">Dilara Altintop</a> <a href="#">Sycerika Mcmahon</a>	1995	Turkey Ireland	34.87 35.10	1:15.81	Not in final
15	<a href="#">Sycerika Mcmahon</a>	1995	Ireland	35.10	1:16.09	
16	<a href="#">Dragana Ivanovic</a>	1995	Serbia	35.94	1:16.39	
17	<a href="#">Alona Kyselova</a>	1996	Ukraine	35.84	1:16.44	
18	<a href="#">Julie de Coster</a>	1995	Belgium	36.26	1:16.47	
19	<a href="#">Argyi</a>	1995	Greece	36.01	1:16.88	

<u>Papadopoulou</u>						
20	<u>Simone Friis Hansen</u>	1995	Denmark	36.04		1:16.92
21	<u>Marta Benitez</u>	1995	Spain	35.79		1:17.11
22	<u>Giedre Grigonyte</u>	1995	Lithuania	36.58		1:17.29
23	<u>Rita Leitao</u>	1996	Portugal	36.06		1:18.02
24	<u>Maria Kosikova</u>	1995	Slovakia	35.38		1:18.71
25	<u>Nicole Nova</u>	1995	Czech Republic	37.35		1:19.71
26	<u>Tatsiana Siauruk</u>	1995	Belarus	37.50		1:19.74
27	<u>Florina Ilie</u>	1996	Romania	36.88		1:19.97
28	<u>Karleen Kersa</u>	1996	Estonia	37.39		1:20.14
29	<u>Agnese Gedrovica</u>	1995	Latvia	38.09		1:21.42
30	<u>Vangelina Draganova</u>	1995	Bulgaria	38.32		1:22.38
31	<u>Johanna Julia Juliusdotti</u>	1996	Iceland	38.88		1:22.54

#### Event 29, 200m Freestyle Men, Finals

Place	Name	Born	Club	50m	100m	150m	Finish	Status
1	<u>Maximilian Oswald</u>	1994	Germany	25.36	52.96	1:21.68	1:50.61	
2	<u>Alessio Negrelli</u>	1993	Italy	26.12	53.93	1:22.80	1:51.92	
3	<u>Christian Scheruebl</u>	1994	Austria	27.15	55.83	1:24.48	1:52.71	
4	<u>Dion Dreesens</u>	1993	Netherlands	26.56	55.12	1:24.58	1:53.58	
5	<u>Dmitry Ermakov</u>	1993	Russia	26.30	55.19	1:24.96	1:53.97	
6	<u>Gustavo Santa</u>	1993	Portugal	27.31	55.74	1:25.24	1:54.18	
7	<u>Matthew Parks</u>	1993	Great Britain	26.36	54.79	1:24.51	1:54.51	
8	<u>Michal Szuba</u>	1993	Poland	27.79	56.48	1:26.59	1:56.99	
9	<u>Viktor B. Bromer</u>	1993	Denmark	26.61	55.51	1:24.63	1:53.49	
10	<u>Bertug Coskun</u>	1993	Turkey	26.59	55.58	1:24.63	1:53.54	
11	<u>Matias Koski</u>	1994	Finland	26.31	55.75	1:25.73	1:55.08	
12	<u>David Kuncar</u>	1993	Czech Republic	26.90	55.94	1:25.91	1:55.35	
13	<u>Matej Golob</u>	1993	Slovenia	27.21	56.42	1:26.85	1:56.86	
14	<u>Jan-This Aebersold</u>	1993	Switzerland	27.67	56.85	1:27.08	1:57.54	
15	<u>Mathieu Burtet</u>	1993	France	26.86	56.62	1:27.40	1:58.28	
16	<u>David Fuzesy</u>	1993	Hungary	26.61	56.06	1:27.18	1:59.22	

## Event 29, 200m Freestyle Men, Heats

Place	Name	Born	Club	50m	100m	150m	Finish	Status
1	<a href="#">Alessio Negrelli</a>	1993	Italy	26.49	54.66	1:23.53	1:53.09	
2	<a href="#">Maximilian Oswald</a>	1994	Germany	26.32	54.72	1:24.74	1:53.91	
3	<a href="#">Matthew Parks</a>	1993	Great Britain	26.53	55.30	1:24.66	1:53.97	
4	<a href="#">Dmitry Ermakov</a>	1993	Russia	26.68	55.43	1:25.05	1:54.15	
5	<a href="#">Dion Dreesens</a>	1993	Netherlands	26.30	55.30	1:24.94	1:54.28	
6	<a href="#">Gustavo Santa</a>	1993	Portugal	27.27	56.29	1:25.64	1:54.38	
7	<a href="#">Christian Scheruebl</a>	1994	Austria	26.59	54.95	1:25.46	1:54.48	
8	<a href="#">Michal Szuba</a>	1993	Poland	27.53	56.06	1:25.43	1:54.55	
9	<a href="#">Viktor B. Bromer</a>	1993	Denmark	27.20	56.40	1:25.60	1:54.74	
10	<a href="#">Bertug Coskun</a>	1993	Turkey	26.27	55.09	1:25.01	1:55.18	
11	<a href="#">David Kuncar</a>	1993	Czech Republic	26.93	55.90	1:25.88	1:55.64	
12	<a href="#">David Fuzesy</a>	1993	Hungary	26.70	55.67	1:25.24	1:55.68	
13	<a href="#">Matias Koski</a>	1994	Finland	26.81	56.29	1:26.48	1:55.78	
14	<a href="#">Matej Golob</a>	1993	Slovenia	27.21	56.57	1:26.99	1:56.47	
15	<a href="#">Mathieu Burtetz</a>	1993	France	26.54	55.58	1:25.96	1:56.51	
16	<a href="#">Velimir Stjepanovic</a>	1993	Serbia	27.43	56.48	1:26.24	1:56.76	Not in final
17	<a href="#">Jan-This Aebersold</a>	1993	Switzerland	27.45	56.74	1:26.83	1:57.23	
18	<a href="#">Aliaksandr Huletski</a>	1994	Belarus	26.83	56.19	1:27.37	1:58.41	
19	<a href="#">Horia Cristea</a>	1993	Romania	27.61	57.05	1:27.80	1:58.43	
20	<a href="#">Uvis Kalnins</a>	1993	Latvia	27.32	57.61	1:28.41	1:59.01	
21	<a href="#">Harilaos Karakaidos</a>	1994	Greece	27.54	57.26	1:28.08	1:59.17	
22	<a href="#">Stanislav Pavlovs kvy</a>	1993	Ukraine	27.35	57.02	1:28.49	1:59.72	
23	<a href="#">Christoph Meier</a>	1993	Liechtenstein	27.62	57.70	1:28.49	2:00.19	
24	<a href="#">Tsur Sorqwell</a>	1993	Israel	27.68	57.91	1:29.62	2:01.52	
25	<a href="#">Pjotr Degtiariov</a>	1993	Estonia	26.93	57.52	1:28.81	2:02.04	
26	<a href="#">Njall Thrastarson</a>	1994	Iceland	27.76	58.96	1:31.33	2:03.48	
27	<a href="#">Aitor Martinez Rodriguez</a>	1993	Spain	26.34	56.03	1:29.44	2:04.30	
28	<a href="#">Stanislav Budinov</a>	1993	Bulgaria	27.95	58.98	1:32.65	2:05.63	
29	<a href="#">Stefanos Xinaris</a>	1993	Cyprus	27.35	57.67	1:31.09	2:05.72	
30	<a href="#">Damir Hodzic</a>	1993	Bosnia-Herzegovina	28.49	1:00.35	1:33.46	2:06.53	

31	<a href="#">Harutyun Banduryan</a>	1994	Armenia	28.76	1:02.34	1:37.52	2:11.73	
-	<a href="#">Dominykas Spudvilas</a>	1994	Lithuania				DSQ	

Event 30, 4X100m Medley Women, Finals

Place	Name	Born	Club	50m	100m	Finish	Status
1	Italy 1 <a href="#">Federica Meloni</a> <a href="#">Carlotta Toni</a> <a href="#">Arianna Letrari</a> <a href="#">Giada Trentin</a>	1900 1995 1995 1995 1995	Italy	31.22 33.48 29.39 26.99	1:03.95 1:11.14 1:03.59 56.46	4:15.14 1:03.95 2:15.09 3:18.68 4:15.14	
2	Germany <a href="#">Alexandra Wenk</a> <a href="#">Julia Willers</a> <a href="#">Patricia Burkhardt</a> <a href="#">Johanna Friedrich</a>	1900 1995 1996 1995 1995	Germany	30.75 34.22 29.15 27.31	1:03.86 1:12.58 1:02.01 57.01	4:15.46 1:03.86 2:16.44 3:18.45 4:15.46	
3	Hungary 1 <a href="#">Liliana Szilagyí</a> <a href="#">Anna Sztankovics</a> <a href="#">Kata Burian</a> <a href="#">Erika Mor Baranyai</a>	1900 1996 1996 1995 1995	Hungary	31.64 33.57 29.34 27.46	1:04.34 1:12.14 1:03.97 57.85	4:18.30 1:04.34 2:16.48 3:20.45 4:18.30	
4	Great Britain 1 <a href="#">Natasha Hofton</a> <a href="#">Charlotte Bradbury</a> <a href="#">Danielle Lowe</a> <a href="#">Amelia Maughan</a>	1900 1995 1995 1995 1996	Great Britain	31.77 34.81 28.93 27.21	1:05.69 1:14.13 1:03.62 57.71	4:21.15 1:05.69 2:19.82 3:23.44 4:21.15	
5	Russia <a href="#">Anna Elizova</a> <a href="#">Tatiana Chudnova</a> <a href="#">Svetlana Chimrova</a> <a href="#">Victoria</a>	1900 1995 1996 1996 1995	Russia	33.06 34.69 29.92 28.22	1:07.35 1:14.80 1:04.23 58.34	4:24.72 1:07.35 2:22.15 3:26.38 4:24.72	



	<a href="#">Julia Willers</a>	1996	34.13	1:14.16	2:20.44
	<a href="#">Alexandra Wenk</a>	1995	29.18	1:02.31	3:22.75
	<a href="#">Johanna Friedrich</a>	1995	27.80	58.89	4:21.64
4	Hungary 1	1900			4:23.14
	<a href="#">Liliana Szilagyi</a>	1996	32.32	1:06.02	1:06.02
	<a href="#">Anna Sztankovics</a>	1996	34.28	1:14.01	2:20.03
	<a href="#">Kata Burian</a>	1995	29.81	1:04.64	3:24.67
	<a href="#">Erika Mor</a>	1995	27.52	58.47	4:23.14
	<a href="#">Baranyai</a>				
5	Russia	1900			4:23.75
	<a href="#">Kristina Krasjukova</a>	1995	32.60	1:08.03	1:08.03
	<a href="#">Tatiana Chudnova</a>	1996	34.64	1:13.95	2:21.98
	<a href="#">Svetlana Chimrowa</a>	1996	29.46	1:03.39	3:25.37
	<a href="#">Victoria Merkulowa</a>	1995	28.23	58.38	4:23.75
6	Spain 1	1900			4:24.22
	<a href="#">Lidon Munoz Del Campo</a>	1995	31.58	1:04.51	1:04.51
	<a href="#">Marta Benitez</a>	1995	36.21	1:17.44	2:21.95
	<a href="#">Cristina Garcia</a>	1995	29.32	1:02.38	3:24.33
	<a href="#">Marina Rico</a>	1995	29.10	59.89	4:24.22
7	Switzerland 1	1900			4:27.08
	<a href="#">Adriana Crovetto</a>	1995	31.60	1:05.24	1:05.24
	<a href="#">Lucia Chiesa</a>	1995	35.59	1:16.18	2:21.42
	<a href="#">Anais de Marchi</a>	1995	29.97	1:04.98	3:26.40
	<a href="#">Muriel Wobmann</a>	1995	28.69	1:00.68	4:27.08
8	France 1	1900			4:28.11
	<a href="#">Camille Gheorghiu</a>	1996	34.48	1:08.76	1:08.76
	<a href="#">Camille Amardeilh</a>	1995	35.82	1:16.46	2:25.22
	<a href="#">Assia Touati</a>	1995	29.60	1:05.22	3:30.44
	<a href="#">Léa Wissocq</a>	1995	27.28	57.67	4:28.11
9	Poland	1900			4:28.70
	<a href="#">Anna Porzelska</a>	1995	34.05	1:09.55	1:09.55
	<a href="#">Justyna Otremba</a>	1995	34.66	1:13.68	2:23.23



10	<a href="#">Agata Szmagalska</a> 1995 <a href="#">Diana Sokolowska</a> 1996	Belgium	30.77 28.32	1:06.64 58.83	3:29.87 4:28.70
	Belgium 1 <a href="#">Chloe Matroule</a> 1995 <a href="#">Julie de Coster</a> 1995 <a href="#">Mirthe Goris</a> 1996 <a href="#">Yne Dom</a> 1995	Belgium	33.57 36.04 29.71 28.68	1:07.65 1:16.80 1:04.91 59.36	4:28.72 1:07.65 2:24.45 3:29.36 4:28.72
11	Slovenia 1 <a href="#">Karin Oto</a> 1996 <a href="#">Neza Marcun</a> 1995 <a href="#">Mojca Sagmeister</a> 1996 <a href="#">Kaja Vrhovnik</a> 1995	Slovenia	32.30 34.36 31.23 29.53	1:07.06 1:14.04 1:07.56 1:01.18	4:29.84 1:07.06 2:21.10 3:28.66 4:29.84
12	Netherlands 1 <a href="#">Annemarie Worst</a> 1995 <a href="#">Maaïke Waard</a> 1996 <a href="#">Femke Leenstra</a> 1995 <a href="#">Jovanna Koens</a> 1995	Netherlands	32.80 37.15 30.19 27.94	1:06.37 1:19.59 1:05.91 58.66	4:30.53 1:06.37 2:25.96 3:31.87 4:30.53
13	Ukraine <a href="#">Nadiia Gumeniuk</a> 1995 <a href="#">Alona Kyselova</a> 1996 <a href="#">Yuliya Kyselova</a> 1995 <a href="#">Nadiya Koba</a> 1995	Ukraine	33.15 35.79 31.40 29.32	1:07.88 1:15.41 1:06.89 1:00.81	4:30.99 1:07.88 2:23.29 3:30.18 4:30.99
14	Norway 1 <a href="#">Aslaug Marie Hjelmaas</a> 1995 <a href="#">Ingalill Urrang Naustvik</a> 1995 <a href="#">Emilie N. Loevberg</a> 1995 <a href="#">Lise Sand Svvertsen</a> 1995	Norway	33.21 34.81 30.75 28.86	1:09.07 1:15.35 1:06.05 1:01.01	4:31.48 1:09.07 2:24.42 3:30.47 4:31.48
15	Portugal <a href="#">Catia Martinheira</a> 1995 <a href="#">Rita Leitao</a> 1996 <a href="#">Ines Martins</a> 1995 <a href="#">Lisa Soares</a> 1995	Portugal	32.64 35.17 31.58 28.03	1:07.86 1:15.98 1:08.98 59.92	4:32.74 1:07.86 2:23.84 3:32.82 4:32.74




16	Lithuania 1 <a href="#">Asta Drevinskaite</a> <a href="#">Giedre Grigonyte</a> <a href="#">Vaiva Gimbutyte</a> <a href="#">Migle Staraitė</a>	1900 1995 1995 1995 1995	Lithuania	32.81 35.52 30.88 29.84	1:07.79 1:16.24 1:05.69 1:03.67	4:33.39 1:07.79 2:24.03 3:29.72 4:33.39
17	Serbia <a href="#">Milana Basic</a> <a href="#">Dragana Ivanovic</a> <a href="#">Mila Jovanov</a> <a href="#">Katarina Draganov</a> <a href="#">Cordas</a>	1900 1995 1995 1995 1995	Serbia	33.21 35.73 29.98 28.99	1:08.86 1:17.50 1:05.29 1:01.76	4:33.41 1:08.86 2:26.36 3:31.65 4:33.41
18	Belarus 1 <a href="#">Natallia Vaskevich</a> <a href="#">Tatsiana Siauruk</a> <a href="#">Aksana Faminyykh</a> <a href="#">Hanna</a> <a href="#">Upolauneva</a>	1900 1995 1995 1995 1995	Belarus	32.41 38.55 31.28 28.72	1:06.34 1:19.29 1:07.98 1:01.12	4:34.73 1:06.34 2:25.63 3:33.61 4:34.73
19	Finland 1 <a href="#">Janna Ovaska</a> <a href="#">Veera Kivirinta</a> <a href="#">Oona Laukkanen</a> <a href="#">Anni Hirvelä</a>	1900 1996 1995 1995 1995	Finland	34.28 33.28 32.74 28.93	1:09.71 1:13.49 1:12.10 1:01.07	4:36.37 1:09.71 2:23.20 3:35.30 4:36.37
20	Estonia 1 <a href="#">Valeria Mihhailova</a> <a href="#">Maria Romanjuk</a> <a href="#">Anita Stepanenko</a> <a href="#">Diana Kirs</a>	1900 1995 1996 1996 1995	Estonia	33.95 36.70 30.01 28.79	1:09.53 1:19.42 1:07.09 1:01.06	4:37.10 1:09.53 2:28.95 3:36.04 4:37.10
21	Greece 1 <a href="#">Maria Kladi-</a> <a href="#">Marouda</a> <a href="#">Argvri</a> <a href="#">Papadopoulou</a> <a href="#">Eleftheria Ezat</a> <a href="#">Stavroula</a> <a href="#">Karantakou</a>	1900 1995 1995 1995 1995 1995	Greece	34.27 36.28 31.16 29.22	1:10.11 1:18.67 1:07.80 1:01.14	4:37.72 1:10.11 2:28.78 3:36.58 4:37.72
22	Turkey 1	1900	Turkey			4:40.06



	<a href="#">Hazal Sarikaya</a>	1996	35.89	1:12.54	1:12.54
	<a href="#">Dilara Altintop</a>	1995	35.98	1:17.44	2:29.98
	<a href="#">Idil Konca</a>	1995	31.26	1:08.45	3:38.43
	<a href="#">Ceren Hatipoglu</a>	1995	29.37	1:01.63	4:40.06
23	Czech Republic	1900			4:40.61
	<a href="#">Michaela Petrova</a>	1996	33.20	1:09.48	1:09.48
	<a href="#">Nicole Nova</a>	1995	37.27	1:19.51	2:28.99
	<a href="#">Vera Koprivova</a>	1995	31.36	1:08.81	3:37.80
	<a href="#">Tereza Kocmoudova</a>	1995	30.09	1:02.81	4:40.61
24	Romania 1	1900			4:43.01
	<a href="#">Alina Ene</a>	1996	33.19	1:08.93	1:08.93
	<a href="#">Alexandra Ciorobea</a>	1996	37.70	1:19.28	2:28.21
	<a href="#">Florina Ilie</a>	1996	33.04	1:13.25	3:41.46
	<a href="#">Andra Ioana Singuran</a>	1995	29.67	1:01.55	4:43.01
25	Iceland 1	1900			4:45.35
	<a href="#">Eygló Osk Gustafsdóttir</a>	1995	33.68	1:08.45	1:08.45
	<a href="#">Johanna Julia Juliusdóttir</a>	1996	39.19	1:23.64	2:32.09
	<a href="#">Salome Jónsdóttir</a>	1995	32.21	1:10.18	3:42.27
	<a href="#">Kolbrun Jónsdóttir</a>	1995	29.92	1:03.08	4:45.35
26	Slovakia	1900			4:45.63
	<a href="#">Katarina Holla</a>	1995	34.75	1:11.68	1:11.68
	<a href="#">Maria Kosikova</a>	1995	36.21	1:19.75	2:31.43
	<a href="#">Denisa Tenkelova</a>	1995	32.65	1:10.49	3:41.92
	<a href="#">Zuzana Tencerova</a>	1995	30.73	1:03.71	4:45.63
-	Denmark	1900			DSQ
	<a href="#">Julie Aglund Lauridsen</a>	1996	32.99	1:08.69	1:08.69
	<a href="#">Simone Friis Hansen</a>	1995	35.84		2:24.66
	<a href="#">Marianne Vinsand</a>	1995			3:30.90

## Event 31, 4X100m Medley Men, Finals

Place	Name	Born	Club	50m	100m	Finish	Status
1	Poland <a href="#">Mateusz Wysoczynski</a> <a href="#">Mikolaj Machnik</a> <a href="#">Lukasz Chmiel</a> <a href="#">Pawel Werner</a>	1900 1993 1993 1993 1993	Poland	28.30 29.13 25.63 24.07	57.81 1:02.32 55.35 50.59	3:46.07 57.81 2:00.13 2:55.48 3:46.07	
2	France 1 <a href="#">Julien-Pierre Goyetche</a> <a href="#">Thibault Capitaine</a> <a href="#">Matthias Bellance</a> <a href="#">Clément Mignon</a>	1900 1993 1993 1993 1993	France	28.78 30.19 25.78 24.23	59.03 1:04.89 55.41 50.82	3:50.15 59.03 2:03.92 2:59.33 3:50.15	
3	Denmark <a href="#">Andreas Schiellerup</a> <a href="#">Rasmus Dufour</a> <a href="#">Viktor B. Bromer</a> <a href="#">Daniel Skaaning</a>	1900 1993 1993 1993 1993	Denmark	28.36 31.16 26.06 23.31	58.31 1:07.83 55.36 49.54	3:51.04 58.31 2:06.14 3:01.50 3:51.04	
4	Great Britain 1 <a href="#">Samuel Straughan</a> <a href="#">Ieuan Lloyd</a> <a href="#">Steven King</a> <a href="#">Alisdair Stirling</a>	1900 1993 1993 1993 1993	Great Britain	28.48 30.05 25.52 24.81	58.79 1:05.58 55.06 52.34	3:51.77 58.79 2:04.37 2:59.43 3:51.77	
5	Greece 1 <a href="#">Harilaos Karakaidos</a> <a href="#">Panagiotis Samilidis</a> <a href="#">Andreas Vazaios</a> <a href="#">Ioannis-Petros Engonopoul</a>	1900 1994 1993 1994 1993	Greece	29.35 30.29 25.82 25.41	1:00.00 1:04.28 55.77 53.16	3:53.21 1:00.00 2:04.28 3:00.05 3:53.21	
6	Russia	1900	Russia			3:53.25	




	<a href="#">Maxim Koshelev</a>	1993		29.23	1:00.72	1:00.72
	<a href="#">Alexander Zavertkin</a>	1993		29.68	1:04.48	2:05.20
	<a href="#">Ilya Lemaev</a>	1993		26.05	55.58	3:00.78
	<a href="#">Dmitry Ermakov</a>	1993		25.33	52.47	3:53.25
7	Germany	1900	Germany			3:53.70
	<a href="#">Christian Diener</a>	1993		27.90	58.19	58.19
	<a href="#">Robin Lay</a>	1994		30.82	1:06.57	2:04.76
	<a href="#">Maximilian Oswald</a>	1994		26.12	56.10	3:00.86
	<a href="#">Sebastian Schneider</a>	1993		24.73	52.84	3:53.70
8	Spain 1	1900	Spain			3:54.15
	<a href="#">Matthew Mcmanamy</a>	1993		27.83	57.32	57.32
	<a href="#">Eduardo Solaeche</a>	1993		30.08	1:04.93	2:02.25
	<a href="#">Sergio Lujan</a>	1993		26.23	58.36	3:00.61
	<a href="#">Guillermo Higuero</a>	1993		25.62	53.54	3:54.15

#### Event 31, 4X100m Medley Men, Heats

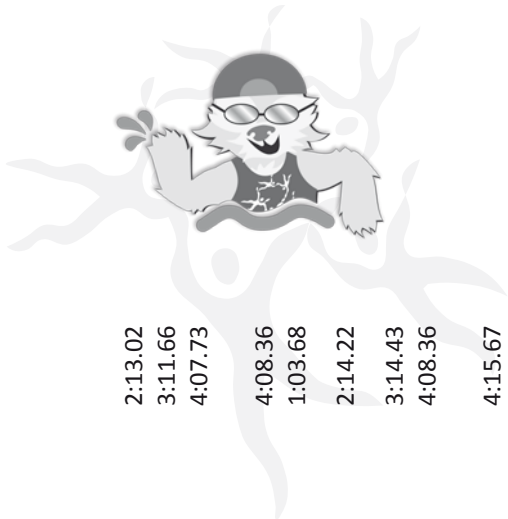
Place	Name	Born	Club	50m	100m	Finish	Status
1	Poland	1900	Poland			3:50.10	
	<a href="#">Mateusz Wyszczynski</a>	1993		29.05	59.06	59.06	
	<a href="#">Mikolaj Machnik</a>	1993		29.24	1:02.85	2:01.91	
	<a href="#">Lukasz Chmiel</a>	1993		26.24	56.75	2:58.66	
	<a href="#">Pawel Werner</a>	1993		24.13	51.44	3:50.10	
2	Denmark	1900	Denmark			3:52.38	
	<a href="#">Andreas Schiellerup</a>	1993		28.38	58.04	58.04	
	<a href="#">Rasmus Dufour</a>	1993		31.02	1:07.65	2:05.69	
	<a href="#">Viktor B. Bromer</a>	1993		26.51	56.37	3:02.06	
	<a href="#">Daniel Skaaning</a>	1993		23.48	50.32	3:52.38	
3	France 1	1900	France			3:52.51	

	<a href="#">Julien-Pierre</a>	1993	29.14	59.85	59.85
	<a href="#">Goyetche</a>				
	<a href="#">Thibault Capitaine</a>	1993	30.95	1:05.29	2:05.14
	<a href="#">Matthias Bellance</a>	1993	26.05	56.36	3:01.50
	<a href="#">Samuel-Kevin</a>	1993	24.82	51.01	3:52.51
	<a href="#">Lameynardie</a>				
4	Germany	1900			3:53.81
	<a href="#">Christian Diener</a>	1993	28.44	58.24	58.24
	<a href="#">Robin Lay</a>	1994	30.56	1:05.85	2:04.09
	<a href="#">Bastian Vollmer</a>	1993	26.33	57.01	3:01.10
	<a href="#">Sebastian</a>	1993	24.58	52.71	3:53.81
	<a href="#">Schneider</a>				
5	Greece 1	1900			3:54.69
	<a href="#">Harilaos</a>	1994	29.71	1:00.21	1:00.21
	<a href="#">Karakaidos</a>				
	<a href="#">Panagiotis</a>	1993	30.37	1:04.76	2:04.97
	<a href="#">Samilidis</a>	1994	25.43	56.13	3:01.10
	<a href="#">Andreas Vazaios</a>	1993	25.65	53.59	3:54.69
	<a href="#">Ioannis-Petros</a>				
	<a href="#">Engonopoul</a>				
6	Russia	1900			3:54.94
	<a href="#">Maxim Koshelev</a>	1993	29.47	1:00.79	1:00.79
	<a href="#">Alexander</a>	1993	30.18	1:05.28	2:06.07
	<a href="#">Zavertkin</a>	1993	25.98	56.45	3:02.52
	<a href="#">Ilya Lemaev</a>	1993	24.79	52.42	3:54.94
	<a href="#">Aleksandr Kiyukin</a>				
7	Spain 1	1900			3:55.65
	<a href="#">Matthew</a>	1993	28.69	58.41	58.41
	<a href="#">Mcmanemy</a>	1993	30.18	1:05.09	2:03.50
	<a href="#">Eduardo Solaeche</a>	1993	26.27	58.36	3:01.86
	<a href="#">Sergio Lujan</a>	1993	25.54	53.79	3:55.65
	<a href="#">Guillermo Higuero</a>				
8	Great Britain 1	1900			3:56.11
	<a href="#">Grant Halsall</a>	1993	29.35	1:00.47	1:00.47
	<a href="#">Craig H Benson</a>	1994	30.90	1:06.34	2:06.81
	<a href="#">Steven King</a>	1993	26.01	56.09	3:02.90
	<a href="#">Alisdair Stirling</a>	1993	24.84	53.21	3:56.11



9	Belarus 1	1900	Belarus				3:57.25
	<a href="#">Aliaksandr Sabalenka</a>	1993		29.02	59.22	59.22	
	<a href="#">Pavel Kapylou</a>	1994		32.29	1:07.96	2:07.18	
	<a href="#">Aliaksandr Bratskou</a>	1993		26.41	56.83	3:04.01	
	<a href="#">Ilia Abramovich</a>	1993		24.62	53.24	3:57.25	
10	Belgium 1	1900	Belgium				3:57.63
	<a href="#">Charles Navarre</a>	1993		29.95	1:00.77	1:00.77	
	<a href="#">Raf Vandeveld</a>	1993		31.25	1:06.72	2:07.49	
	<a href="#">Louis Croenen</a>	1994		26.50	56.64	3:04.13	
	<a href="#">Oliver van der Sande</a>	1993		25.50	53.50	3:57.63	
11	Israel 1	1900	Israel				3:59.53
	<a href="#">David Gamburg</a>	1993		28.98	59.60	59.60	
	<a href="#">Yahav Shahaf</a>	1993		31.66	1:09.38	2:08.98	
	<a href="#">Almog Olshtein</a>	1993		26.11	56.47	3:05.45	
	<a href="#">Tsur Sorqwell</a>	1993		25.65	54.08	3:59.53	
12	Ukraine	1900	Ukraine				3:59.95
	<a href="#">Igor Chornvi</a>	1993		29.55	1:00.67	1:00.67	
	<a href="#">Maksym Shemberev</a>	1993		32.56	1:09.21	2:09.88	
	<a href="#">Oleksandr Shulga</a>	1993		26.47	57.10	3:06.98	
	<a href="#">Volodymyr Sushchyk</a>	1994		25.36	52.97	3:59.95	
13	Serbia	1900	Serbia				4:00.17
	<a href="#">Nikola Trajkovic</a>	1994		30.09	1:02.13	1:02.13	
	<a href="#">Radomir Asceric</a>	1993		31.59	1:08.12	2:10.25	
	<a href="#">Velimir Stjepanovic</a>	1993		25.94	56.16	3:06.41	
	<a href="#">Mladen Senicar</a>	1993		25.24	53.76	4:00.17	
14	Switzerland 1	1900	Switzerland				4:00.32
	<a href="#">Elijah Stolz</a>	1993		29.63	1:00.46	1:00.46	
	<a href="#">Luca Vio</a>	1993		31.59	1:07.72	2:08.18	
	<a href="#">Moreno Colombi</a>	1993		26.88	58.71	3:06.89	
	<a href="#">Jan-This Aebersold</a>	1993		25.15	53.43	4:00.32	

15	Czech Republic <a href="#">Jakub Kocar</a> <a href="#">Martin Jedlinsky</a> <a href="#">Tomas Pavlicek</a> <a href="#">David Kuncar</a>	1900 1994 1993 1993 1993	Czech Republic	29.36 32.67 26.89 25.63	1:00.00 1:09.97 57.86 53.67	4:01.50 1:00.00 2:09.97 3:07.83 4:01.50
16	Lithuania 1 <a href="#">Tadas Duskinas</a> <a href="#">Jevgenij Gamber</a> <a href="#">Tautvydas Cinelis</a> <a href="#">Einaras</a> <a href="#">Tamaliunas</a>	1900 1994 1994 1994 1993	Lithuania	30.24 32.62 27.02 25.37	1:02.33 1:09.80 57.40 52.32	4:01.85 1:02.33 2:12.13 3:09.53 4:01.85
17	Portugal <a href="#">Goncalo Gregorio</a> <a href="#">Diogo Rodrigues</a> <a href="#">Diego Silva</a> <a href="#">Miguel Saraiva</a>	1900 1993 1994 1993 1993	Portugal	29.40 32.86 26.85 25.16	1:00.59 1:10.61 58.32 52.94	4:02.46 1:00.59 2:11.20 3:09.52 4:02.46
18	Turkey 1 <a href="#">Gokberk Pala</a> <a href="#">Kemal Erce Eser</a> <a href="#">Ediz Yildirimci</a> <a href="#">Bertug Coskun</a>	1900 1993 1993 1993 1993	Turkey	30.28 30.82 27.12 25.93	1:01.37 1:07.37 59.70 54.16	4:02.60 1:01.37 2:08.74 3:08.44 4:02.60
19	Estonia 1 <a href="#">Fred Karu</a> <a href="#">Danil Rogatshov</a> <a href="#">Kristian Jurisoo</a> <a href="#">Piotr Degtiariov</a>	1900 1993 1993 1993 1993	Estonia	30.54 31.78 26.71 24.76	1:02.96 1:09.85 57.88 52.34	4:03.03 1:02.96 2:12.81 3:10.69 4:03.03
20	Austria 1 <a href="#">Christian</a> <a href="#">Scheruebl</a> <a href="#">Philipp Jaksche</a> <a href="#">Nikolaus Dittrich</a> <a href="#">Daniel Wartner</a>	1900 1994 1993 1993 1993	Austria	31.00 32.33 26.83 24.96	1:03.62 1:09.92 58.12 52.68	4:04.34 1:03.62 2:13.54 3:11.66 4:04.34
21	Finland 1 <a href="#">Christopher</a> <a href="#">Kokarev</a>	1900 1993	Finland	32.33	1:07.48	4:07.73 1:07.48



	<a href="#">Matti Mattsson</a>	1993	30.23	1:05.54	2:13.02
	<a href="#">Matias Koski</a>	1994	27.02	58.64	3:11.66
	<a href="#">Niko Korhonen</a>	1993	25.74	56.07	4:07.73
22	Romania 1	1900	30.74	1:03.68	4:08.36
	<a href="#">Mihai Spalatelu</a>	1993	32.15	1:10.54	1:03.68
	<a href="#">Ioan Laurentiu Barbu</a>	1994	27.21	1:00.21	2:14.22
	<a href="#">Horia Cristea</a>	1993	25.74	53.93	3:14.43
	<a href="#">Andrei Negrea</a>	1993			4:08.36
23	Iceland 1	1900	30.48	1:03.05	4:15.67
	<a href="#">Kolbeinn Hrafnkelsson</a>	1994	34.54	1:14.04	1:03.05
	<a href="#">Birgir Viktor Hannesson</a>	1994	27.68	1:01.69	2:17.09
	<a href="#">Sigurdur F. Kristjansson</a>	1994	27.21	56.89	3:18.78
	<a href="#">Anton Sveinn Mckee</a>	1993			4:15.67
-	Italy 1	1900	28.40	58.26	DSQ
	<a href="#">Fabio Laugeni</a>	1994	28.91		58.26
	<a href="#">Umberto Marra</a>	1993			2:01.42
	<a href="#">Davide Carlier</a>	1994			3:00.12
-	Hungary 1	1900	28.73	58.76	DSQ
	<a href="#">Mark Papp</a>	1994	30.46		58.76
	<a href="#">Peter Vizkeleti</a>	1993			2:03.42
	<a href="#">Bence Biczo</a>	1993			2:58.89

27 July 2009  
09:38

Print Date  
Print Time

Generated by WinGrodan 1.17.12  
Licensed to: Tampereen Työväen Uimarit



# TENNIS



## EYOF 2009

Tennis Europe Junior Tour

### BOYS DOUBLES

#### MAIN DRAW



Week of <b>20.7.2009</b>	City, Country <b>Tampere, FIN</b>	Category <b>EYOF</b>	Referee <b>Lauri Julin</b>
-----------------------------	--------------------------------------	-------------------------	-------------------------------

St.	Rank	Seed	Family Name	First name	Nationality	2nd Round	Quarterfinals	Semifinals	Finalists
1	173	1	<b>PALMA PERINTI</b>	Michele Christian	ITA ITA		<b>PALMA PERINTI</b>		
2			bye						
3	1161		HAMOU REBOUL	Maxime Fabien	FRA FRA		<b>PALMA PERINTI</b> 62 61		
4	1450		FOMKINS LAPINS	Ilja Kristaps	LAT LAT	FOMKINS LAPINS 63 67(3) 10-7			
5	581		AKHMADYEYEV KALENICHENKO	Yevgeniy Danylo	UKR UKR			<b>PALMA PERINTI</b> 62 61	
6			TEPAVAC VASILJEVIC	Marko Ognjen	SRB SRB	AKHMADYEYEV KALENICHENKO walkover			
7			bye				<b>IVASHKA SIADUN</b> 64 67(4) 10-3		
8	532	8	<b>IVASHKA SIADUN</b>	Ilya Ilya	BLR BLR		<b>IVASHKA SIADUN</b>		
9	257	3	<b>DAVLIANIDZE DOLIDZE</b>	Alexandre Nika	GEO GEO				<b>PALMA PERINTI</b> 63 62
10			bye				<b>DAVLIANIDZE DOLIDZE</b>		
11	886		STENTOFT TORPEGAARD	Hans Lindene Mikael	DEN DEN		<b>STENTOFT TORPEGAARD</b> 60 62		
12			DERDER THEILKAS	Malik Loic	SUI SUI	STENTOFT TORPEGAARD 61 63			
13			bye					<b>STENTOFT TORPEGAARD</b> 64 76(3)	
14	1037		CAGNINA VAN DOOREN	Julien Joseph	BEL BEL		<b>CAGNINA VAN DOOREN</b>		
15			bye				<b>CAGNINA VAN DOOREN</b> 61 75		
16	411	5	<b>BIZJAK ROZAC</b>	Blaz Richard	SLO SLO		<b>BIZJAK ROZAC</b>	Final <b>PALMA PERINTI</b>	Winners <b>PALMA PERINTI</b> 75 36 10-8

Acc. Ranking	#	Seeded teams	#	Seeded teams	#	Alternates	Replacing	Draw date/time:	18.7.2009 18.35
Rkg Date 16.7.	1	PALMA PERINTI	5	BIZJAK ROZAC	1			Last Accepted team	
Last DA bye	2	CIAS GRZEZINSKI	6	PANOULAS PSARROS	2			byes	
	3	DAVLIANIDZE DOLIDZE	7	CORNISH WARD-HIBBERT	3			Player representatives	
	4	LINDSTRÖM NIETOSVAARA	8	IVASHKA SIADUN	4			Referee's signature	

# EYOF 2009

## Tennis Europe Junior Tour

### BOYS DOUBLES

### MAIN DRAW



Week of **20.7.2009** City, Country **Tampere, FIN** Category **EYOF** Referee **Lauri Julin**

St.	Rank	Seed	Family Name	First name	Nationality	2nd Round	Quarterfinals	Semifinals	Finalists
17	530	6	<b>CORNISH</b>	Jonathan	GBR	as <b>WARD-HIBBERT</b>	<b>CORNISH</b> <b>WARD-HIBBERT</b>	60 63	Page 2(2)
			<b>WARD-HIBBERT</b>	Joshua	GBR				
18			bye						Bronze: Stentoft / Torpegaard (DEN) vs. Cornish / Ward-Hibbert (GBR) 60 76(4)
19	612		<b>BOHAN</b>	Aleksei	EST	a <b>RADZIUKYNAS</b> <b>TVERIJONAS</b>	<b>CORNISH</b> <b>WARD-HIBBERT</b>	63 64	
			<b>KERNER</b>	Markus	EST				
20	759		<b>RADZIUKYNAS</b>	Augustas	LTU	b <b>ROCHA</b> <b>SILVA</b>	<b>ROCHA</b> <b>SILVA</b>	63 62	
			<b>TVERIJONAS</b>	Julius	LTU				
21			<b>DURMUS</b>	Durukan	TUR	bs <b>LINDSTRÖM</b> <b>NIETOSVAARA</b>	<b>ROCHA</b> <b>SILVA</b>	63 67(3) 10-4	
			<b>ERUN</b>	Taha	TUR				
22			<b>ROCHA</b>	Diogo	POR	as <b>PANOULAS</b> <b>PSARROS</b>	<b>PANOULAS</b> <b>PSARROS</b>	60 60	
			<b>SILVA</b>	Andre	POR				
23			bye						
24	379	4	<b>LINDSTRÖM</b>	Rasmus	FIN	b <b>JALOVIEC</b> <b>PAVLASEK</b>	<b>BONIFACIUS</b> <b>HELGASON</b>	36 62 10-6	
			<b>NIETOSVAARA</b>	Nicolas	FIN				
25	481	6	<b>PANOULAS</b>	Thomas-Orest	GRE	b <b>JALOVIEC</b> <b>PAVLASEK</b>	<b>PANOULAS</b> <b>PSARROS</b>	62 61	
			<b>PSARROS</b>	Mikhail-Anast	GRE				
26			bye						
27			<b>GAFAROV</b>	Samir	AZE	bs <b>CIAS</b> <b>GRZEZINSKI</b>	<b>JALOVIEC</b> <b>PAVLASEK</b>	62 60	
			<b>MANAFLI</b>	Orkhan	AZE				
28	1644		<b>BONIFACIUS</b>	Rafn Kumar	ISL				
			<b>HELGASON</b>	Hinrik	ISL				
29			bye						
30	673		<b>JALOVIEC</b>	Marek	CZE				
			<b>PAVLASEK</b>	Adam	CZE				
31			bye						
32	235	2	<b>CIAS</b>	Pawel	POL				
			<b>GRZEZINSKI</b>	Marcin	POL				

Acc. Ranking	#	Seeded teams	#	Alternates	Replacing	Draw date/time:
Rkg Date 16.7.	1	PALMA	5	BIZJAK		18.7.2009 18.35
Last DA bye		PERINTI		ROZAC		Last Accepted team
	2	CIAS	6	PANOULAS		byes
		GRZEZINSKI		PSARROS		Player representatives
	3	DAVLIANIDZE	7	CORNISH		Referee's signature
		DOLIDZE		WARD-HIBBERT		
	4	LINDSTRÖM	8	IVASHKA		
		NIETOSVAARA		SIADUN		

# EYOF 2009

Tennis Europe Junior Tour

## BOYS SINGLES

### MAIN DRAW



Week of		City, Country		Category		Referee			
20.7.2009		Tampere, FIN		EYOF		Lauri Julin			
St.	Rank	Seed	Family Name	First name	Nationality	2nd Round	3rd Round	Quarterfinals	Semifinals
1	24	1	<b>DOLIDZE</b>	<b>Nika</b>	<b>GEO</b>	<b>DOLIDZE</b>			
2			bye		as				
3	822		LAPINS	Kristaps	LAT	PAVLASEK	62 62		
4	236		PAVLASEK	Adam	CZE	61 60		PAVLASEK	
5	487		SIADUN	Ilya	BLR	JOHNSON		64 63	
6	643		JOHNSON	Erik	SWE	61 60		CIAS	
7	252		SILVA	Andre	POR	CIAS	75 64		
8	189	15	<b>CIAS</b>	<b>Pawel</b>	<b>POL</b>	64 63			PAVLASEK
9	162	12	<b>BIZJAK</b>	<b>Blaz</b>	<b>SLO</b>	<b>BIZJAK</b>			63 61
10			ERUN	Taha	TUR	as	67(4) 61 62	TORPEGAARD	
11	822		BONIFACIUS	Rafn Kumar	ISL	TORPEGAARD	63 63		
12	308		TORPEGAARD	Mikael	DEN	61 61		GRZEZINSKI	
13	487		KALENICHENKO	Danylo	UKR	KALENICHENKO		64 64	
14			GAFAROV	Samir	AZE	60 60		GRZEZINSKI	
15			bye			GRZEZINSKI	67(5) 63 62		
16	46	5	<b>GRZEZINSKI</b>	<b>Marcin</b>	<b>POL</b>	bs			Finalist 1: PAVLASEK
17	27	3	<b>WARD-HIBBERT</b>	<b>Joshua</b>	<b>GBR</b>	<b>WARD-HIBBERT</b>			75 64
18			bye		as			WARD-HIBBERT	
19	298		KERNER	Markus	EST	PSARROS	62 67(8) 61		
20	300		PSARROS	Michail-Anasta	GRE	75 61		WARD-HIBBERT	
21	519		VAN DOOREN	Joseph	BEL	VAN DOOREN		26 63 64	
22	431		RADZIUKYNAS	Augustas	LTU	67(3) 62 62		VAN DOOREN	
23	595		HAMOU	Maxime	FRA	HAMOU	62 61		
24	225	16	<b>LINDSTRÖM</b>	<b>Rasmus</b>	<b>FIN</b>	63 61			PERINTI
25	174	13	<b>VASILJEVIC</b>	<b>Ognjen</b>	<b>SRB</b>	<b>APOSTU</b>			46 62 76(4)
26	505		APOSTU	Teodor	ROU	as	64 62	APOSTU	
27	957		WEIRATHER	Thomas Andre	LIE	STENTOFT	36 75 63		
28	578		STENTOFT	Hans Lindenbe	DEN	62 60		PERINTI	
29			DERDER	Malik	SUI	DERDER		61 63	
30	585		SAVELJIC	Igor	MNE	63 63		PERINTI	Final Winner
31			bye			PERINTI	64 61	PAVLASEK	
32	90	8	<b>PERINTI</b>	<b>Christian</b>	<b>ITA</b>	bs			PAVLASEK
33	83	7	<b>PALMA</b>	<b>Michele</b>	<b>ITA</b>	<b>PALMA</b>		CAGNINA	62 36 63
34			bye		as			PALMA	
35	328		TVERIJONAS	Julius	LTU	TVERIJONAS	64 62		
36	1368		MANAFI	Orkhan	AZE	60 60		CAGNINA	
37	518		CAGNINA	Julien	BEL	CAGNINA		62 61	
38	314		BOHAN	Aleksei	EST	61 61		CAGNINA	
39			bye			ROCHA	61 61		
40	151	10	<b>ROCHA</b>	<b>Diogo</b>	<b>POR</b>	bs			CAGNINA
41	154	11	<b>NIETOSVAARA</b>	<b>Nicolas</b>	<b>FIN</b>	DURMUS			63 61
42			DURMUS	Durukan	TUR	as	36 61 61	PEREZ-SANZ	
43			PEREZ-SANZ	David	ESP	PEREZ-SANZ	62 63		
44	313		KARMADZHA	Ibrahim	BUL	60 60		PEREZ-SANZ	
45			TEPAVAC	Marko	SRB	CORNISH		63 61	
46	503		CORNISH	Jonathan	GBR	walkover		CORNISH	
47			bye			IVASHKA	61 62		
48	45	4	<b>IVASHKA</b>	<b>Ilya</b>	<b>BLR</b>	bs			Finalist 2: CAGNINA
49	55	6	<b>VEGER</b>	<b>Filip</b>	<b>CRO</b>	<b>VEGER</b>			60 60
50			bye		as			VEGER	
51	566		REBOUL	Fabien	FRA	REBOUL	61 62		
52	628		FOMKINS	Ilja	LAT	57 62 62		JALOVIEC	
53	822		HELGASON	Hinrik	ISL	JALOVIEC		63 06 62	
54	437		JALOVIEC	Marek	CZE	60 60		JALOVIEC	
55			bye			AKHMADYEYEV	63 61		
56	94	9	<b>AKHMADYEYEV</b>	<b>Yevgeniy</b>	<b>UKR</b>	bs			JALOVIEC
57	181	14	<b>PANOULAS</b>	<b>Thomas-Orest</b>	<b>GRE</b>	<b>PANOULAS</b>			26 61 76(3)
58	233		DAVLIANIDZE	Alexandre	GEO	as	76(3) 60	CELOVSKY	
59	310		THEILKAS	Loic	SUI	CELOVSKY	60 63		
60	708		CELOVSKY	David	SVK	62 62		CELOVSKY	
61	1174		GEORGIEV	Patrick	MLT	ROZAC		76(1) 06 63	
62	249		ROZAC	Richard	SLO	63 62		BOTZER	
63			bye			BOTZER	63 64		
64	25	2	<b>BOTZER</b>	<b>Bar Tzuf</b>	<b>ISR</b>	bs		Bronze: Perinti vs. Jaloviec 61 63	

Acc. Ranking	#	Seeded players	#	Seeded players	#	Lucky Losers	Replacing	Draw date/time:	18.7.2009 18.15
Rkg Date	16.7.	1 DOLIDZE	9	AKHMADYEYEV	1			Last Accepted player	
Last DA	bye	2 BOTZER	10	ROCHA	2			byes	
		3 WARD-HIBBERT	11	NIETOSVAARA	3			Player representatives	
		4 IVASHKA	12	BIZJAK	4				
		5 GRZEZINSKI	13	VASILJEVIC	5				
		6 VEGER	14	PANOULAS	6			Referee's signature	
		7 PALMA	15	CIAS	7				
		8 PERINTI	16	LINDSTRÖM	8				

# EYOF 2009

## Tennis Europe Junior Tour

### GIRLS DOUBLES

### MAIN DRAW



Week of **20.7.2009** City, Country **Tampere, FIN** Category **EYOF** Referee **Lauri Julin**

St.	Rank	Seed	Family Name	First name	Nationality	2nd Round	Quarterfinals	Semifinals	Finalists
1	87	1	ERISTAVI	Barbare	GEO	ERISTAVI GOGVADZE	CZARNIK ROSIK 76(5) 62	CHERNETSOVA KREMEN 46 75 10-5	CHERNETSOVA KREMEN 76(6) 36 10-4
			GOGVADZE	Ani	GEO				
2			bye						
3	2573		CZARNIK	Paulina	POL	CZARNIK ROSIK 63 63	CHERNETSOVA KREMEN 62 63	CHERNETSOVA KREMEN 62 63	CHERNETSOVA KREMEN 76(6) 36 10-4
			ROSIK	Adrianna	POL				
4	1090		MARC	Masa	SLO	MARC RUPERT	CHERNETSOVA KREMEN 62 63	CHERNETSOVA KREMEN 62 63	CHERNETSOVA KREMEN 76(6) 36 10-4
			RUPERT	Tina	SLO				
5			bye						
6	600		CHERNETSOVA	Darya	BLR	CHERNETSOVA KREMEN	CHERNETSOVA KREMEN 62 63	CHERNETSOVA KREMEN 62 63	CHERNETSOVA KREMEN 76(6) 36 10-4
			KREMEN	Ilona	BLR				
7			bye						
8	429	6	MELNYCHENKO	Anastasiya	UKR	MELNYCHENKO POZNIKHIRENKO	CHERNETSOVA KREMEN 62 63	CHERNETSOVA KREMEN 62 63	CHERNETSOVA KREMEN 76(6) 36 10-4
			POZNIKHIRENKO	Ganna	UKR				
9	258	3	BAUER	Elizabeta	SRB	BAUER KOSTIC	BAUER KOSTIC 60 62	BAUER KOSTIC 36 63 10-4	CHERNETSOVA KREMEN 76(6) 36 10-4
			KOSTIC	Natalija	SRB				
10			bye						
11			ALIZADA	Aydan	AZE	PIHLAK SIDORENKO 61 62	BAUER KOSTIC 60 62	BAUER KOSTIC 36 63 10-4	CHERNETSOVA KREMEN 76(6) 36 10-4
			SALMANOVA	Ulviyya	AZE				
12	2475		PIHLAK	Lisanna	EST	PIHLAK SIDORENKO 61 62	BAUER KOSTIC 60 62	BAUER KOSTIC 36 63 10-4	CHERNETSOVA KREMEN 76(6) 36 10-4
			SIDORENKO	Valeria	EST				
13			ARANTEKIN	Seda	TUR	ARANTEKIN BIROL 64 62	ARANTEKIN BIROL 64 63	CHERNETSOVA KREMEN 64 64	CHERNETSOVA KREMEN 76(6) 36 10-4
			BIROL	Ipek	TUR				
14	678		NIONOVA	Aleksandra	LAT	ARANTEKIN BIROL 64 63	ARANTEKIN BIROL 64 63	CHERNETSOVA KREMEN 64 64	CHERNETSOVA KREMEN 76(6) 36 10-4
			TIHOMIROVA	Ksenija	LAT				
15			bye						
16	474	7	PAPANELOPOUL	Elpida	GRE	PAPANELOPOULOU PAPAOIKONOUMOU	PAPANELOPOULOU PAPAOIKONOUMOU	Final CHERNETSOVA KREMEN	Winners LEMMENS MESTACH 64 64
			PAPAOIKONOUM	Konstantina	GRE				

Acc. Ranking	#	Seeded teams	#	Seeded teams	#	Alternates	Replacing	Draw date/time:	18.7.2009 18.45
Rkg Date	16.7.	1 ERISTAVI	5	GANJALYAN	1			Last Accepted team	
Last DA	bye	2 GOGVADZE	6	KHACHATRYAN	2			byes	
		3 HEINO	7	MELNYCHENKO	3			Player representatives	
		4 LEIVO	8	POZNIKHIRENKO	4			Referee's signature	
		5 BAUER		PAPANELOPOULOU					
		6 KOSTIC		PAPAOIKONOUMOU					
		7 CEPELYTE		ALBANO					
		8 EIDUKONYTE		STEFANELLI					

# EYOF 2009

## Tennis Europe Junior Tour

### GIRLS DOUBLES

#### MAIN DRAW



Week of **20.7.2009** City, Country **Tampere, FIN** Category **EYOF** Referee **Lauri Julin**

St.	Rank	Seed	Family Name	First name	Nationality	2nd Round	Quarterfinals	Semifinals	Finalists
17	547	8	<b>ALBANO</b> <b>STEFANELLI</b>	<b>Silvia</b> <b>Lorenza</b>	<b>ITA</b> <b>ITA</b>	<b>ALBANO</b> <b>STEFANELLI</b>			
18			bye						
19			<b>GAUVAIN</b> <b>LAGDIRI</b>	<b>Sybill</b> <b>Ines</b>	<b>FRA</b> <b>FRA</b>	<b>BIANCO</b> <b>REY</b>			
20	1950		<b>BIANCO</b> <b>REY</b>	<b>Megane</b> <b>Gaelle</b>	<b>SUI</b> <b>SUI</b>	<b>BIANCO</b> <b>REY</b>			
21			bye						
22	1384		<b>PAVELKOVA</b> <b>POLETINOVA</b>	<b>Kamila</b> <b>Alena</b>	<b>CZE</b> <b>CZE</b>	<b>PAVELKOVA</b> <b>POLETINOVA</b>			
23			bye						
24	279	4	<b>CEPELYTE</b> <b>EIDUKONYTE</b>	<b>Agne</b> <b>Joana</b>	<b>LTU</b> <b>LTU</b>	<b>CEPELYTE</b> <b>EIDUKONYTE</b>			
25	284	5	<b>GANJALYAN</b> <b>KHACHATRYAN</b>	<b>Anahit</b> <b>Nune</b>	<b>ARM</b> <b>ARM</b>	<b>GANJALYAN</b> <b>KHACHATRYAN</b>			
26			bye						
27	663		<b>ARAUJO</b> <b>PALHOTO</b>	<b>Sofia</b> <b>Maria</b>	<b>POR</b> <b>POR</b>	<b>ARAUJO</b> <b>PALHOTO</b>			
28			<b>DREW</b> <b>MC CULLOCH</b>	<b>Jazzamay</b> <b>Morven</b>	<b>GBR</b> <b>GBR</b>	<b>ARAUJO</b> <b>PALHOTO</b>			
29			bye						
30	1065		<b>LEMMENS</b> <b>MESTACH</b>	<b>Elke</b> <b>An-Sophie</b>	<b>BEL</b> <b>BEL</b>	<b>LEMMENS</b> <b>MESTACH</b>			
31			bye						
32	136	2	<b>HEINO</b> <b>LEIVO</b>	<b>Julianna</b> <b>Ella</b>	<b>FIN</b> <b>FIN</b>	<b>HEINO</b> <b>LEIVO</b>			

Page 2(2)

Bronze:  
Blanco / Rey (SUI)  
vs.  
Bauer / Kostic  
63 62

BIANCO  
REY  
63 63

PAVELKOVA  
POLETINOVA  
63 61

BIANCO  
REY  
75 26 10-4

ARAUJO  
PALHOTO  
60 62

LEMMENS  
MESTACH  
62 60



Acc. Ranking	#	Seeded teams	#	Alternates	Replacing	Draw date/time:	18.7.2009 18.45
Rkg Date 16.7.	1	ERISTAVI	5	GANJALYAN		Last Accepted team	
Last DA bye		GOGVADZE		KHACHATRYAN		byes	
	2	HEINO	6	MELNYCHENKO		Player representatives	
		LEIVO		POZNIKHIRENKO			
	3	BAUER	7	PAPANELOPOULOU			
		KOSTIC		PAPAOIKONOUMOU			
	4	CEPELYTE	8	ALBANO		Referee's signature	
		EIDUKONYTE		STEFANELLI			

# EYOF 2009

Tennis Europe Junior Tour

## GIRLS SINGLES

### MAIN DRAW



Week of **20.7.2009** City, Country **Tampere, FIN** Category **EYOF** Referee **Lauri Julin**

St.	Rank	Seed	Family Name	First name	Nationality	2nd Round	3rd Round	Quarterfinals	Semifinals
1	5	1	<b>POZNIKHIRENKO</b>	<b>Ganna</b>	<b>UKR</b>	<b>POZNIKHIRENKO</b>			
2			bye			as	GARCIA-JIMENEZ		
3	426		TRAJKOVA	Vaska	MKD	GARCIA-JIMENEZ	62 61		
4	614		GARCIA-JIMENEZ	Silvia	ESP	61 60		GARCIA-JIMENEZ	
5	1276		McCULLOCH	Morven	GBR	McCULLOCH		61 63	
6	549		ANDREEVA	Stefani	BUL	64 63	McCULLOCH		
7	984		GALEA	Brenda	MLT	<b>HEINO</b>	76(5) 63		
8	113	16	<b>HEINO</b>	<b>Julianna</b>	<b>FIN</b>	61 60			KREMEN
9	77	11	<b>ARAUJO</b>	<b>Sofia</b>	<b>POR</b>	<b>ARAUJO</b>			67(6) 63 61
10			bye			as	<b>ARAUJO</b>		
11	1208		SIDORENKO	Valeria	EST	ROSIK	36 61 64		
12	1265		ROSIK	Adrianna	POL	63 63		KREMEN	
13	534		KREMEN	Iiona	BLR	KREMEN		61 61	
14	1315		PAVELKOVA	Kamila	CZE	60 63	KREMEN		
15			bye				63 62		
16	ITF 543	5	<b>GAUVAIN</b>	<b>Sybille</b>	<b>FRA</b>	bs			MESTACH
17	20	3	<b>RUPERT</b>	<b>Tina</b>	<b>SLO</b>	<b>RUPERT</b>			46 61 61
18			bye			as	RUPERT		
19	337		TIHOMIROVA	Ksenija	LAT	TIHOMIROVA	63 63		
20	229		CEPELYTE	Agne	LTU	62 46 63		ALBANO	
21	441		ALBANO	Silvia	ITA	ALBANO		64 67(4) 64	
22	253		REY	Gaelle	SUI	61 62	ALBANO		
23			bye				61 60		
24	90	12	<b>ARANTEKIN</b>	<b>Seda</b>	<b>TUR</b>	<b>ARANTEKIN</b>			MESTACH
25	97	13	<b>GANJALYAN</b>	<b>Anahit</b>	<b>ARM</b>	<b>KOSTIC</b>			62 61
26	117		KOSTIC	Natalia	SRB	as	60 61	MESTACH	
27	795		MESTACH	An-Sophie	BEL	MESTACH	63 62		
28	782		SCHMIEDLOVA	Anna Karolina	SVK	62 75		MESTACH	
29	284		PAPAOIKONOUM	Konstantina	GRE	PAPAOIKONOUMOU		61 61	
30			ALIZADA	Aydan	AZE	60 61	<b>ERISTAVI</b>	Final	Winner
31			bye				76(6) 60	MESTACH	
32	42	6	<b>ERISTAVI</b>	<b>Barbare</b>	<b>GEO</b>	bs			MESTACH
33	45	7	<b>GOGVADZE</b>	<b>Ani</b>	<b>GEO</b>	<b>GOGVADZE</b>			63 61
34			bye			as	MARC		
35	1070		MARC	Masa	SLO	MARC	64 57 62		
36	424		MELNYCHENKO	Anastasiya	UKR	75 64		POLETINOVA	
37	190		PAPANELOPOUL	Elpida	GRE	PAPANELOPOULOU		61 75	
38	141		BAUER	Elizabeta	SRB	64 57 64	POLETINOVA		
39			bye				61 62		
40	69	10	<b>POLETINOVA</b>	<b>Alena</b>	<b>CZE</b>	bs			POLETINOVA
41	108	15	<b>TIG</b>	<b>Patricia Maria</b>	<b>ROU</b>	<b>TIG</b>			61 63
42	745		BIROL	Ipek	TUR	as	62 64	TIG	
43	276		LAGDIRI	Ines	FRA	LAGDIRI	61 63		
44	1267		PIHLAK	Lisanna	EST	60 60		TIG	
45			DREW	Jazzamay	GBR	DREW		63 62	
46	745		LEVY	Lee	ISR	60 61	DREW		
47			bye				76(2) 26 60		
48	23	4	<b>LEIVO</b>	<b>Ella</b>	<b>FIN</b>	bs		Finalist 2:	ULVEFELDT
49	50	8	<b>EIDUKONYTE</b>	<b>Joana</b>	<b>LTU</b>	<b>EIDUKONYTE</b>			64 46 62
50			bye			as	<b>EIDUKONYTE</b>		
51	1697		BIANCO	Megane	SUI	CZARNIK	63 76(2)		
52	1308		CZARNIK	Paulina	POL	63 75		<b>EIDUKONYTE</b>	
53	270		LEMMENS	Elke	BEL	VON DEICHMANN		61 64	
54	1023		VON DEICHMANN	Kathinka	LIE	64 64	VON DEICHMANN		
55			bye				62 60		
56	66	9	<b>CHERNETSOVA</b>	<b>Darya</b>	<b>BLR</b>	bs			ULVEFELDT
57	106	14	<b>STEFANELLI</b>	<b>Lorenza</b>	<b>ITA</b>	<b>STEFANELLI</b>			63 62
58	1308		KOVINIC	Danka	MNE	as	walkover	<b>STEFANELLI</b>	
59	341		NIONOVA	Aleksandra	LAT	NIONOVA	63 61		
60			SALMANOVA	Ulvyya	AZE	60 61		ULVEFELDT	
61	586		PALHOTO	Maria	POR	PALHOTO		63 76(6)	
62	187		KHACHATRYAN	Nune	ARM	62 63	<b>ULVEFELDT</b>		
63			bye				62 61		
64	ITF244	2	<b>ULVEFELDT</b>	<b>Malin</b>	<b>SWE</b>	bs		Bronze:	Kremen vs. Poletinova 63 62

Acc. Ranking	#	Seeded players	#	Seeded players	#	Lucky Losers	Replacing	Draw date/time:	18.7.2009 18.20
Rkg Date	16.7.	1	POZNIKHIRENKO	9	CHERNETSOVA	1		Last Accepted player	
Last DA	bye	2	ULVEFELDT	10	POLETINOVA	2		byes	
		3	RUPERT	11	ARAUJO	3		Player representatives	
		4	LEIVO	12	ARANTEKIN	4			
		5	GAUVAIN	13	GANJALYAN	5			
		6	ERISTAVI	14	STEFANELLI	6		Referee's signature	
		7	GOGVADZE	15	TIG	7			
		8	EIDUKONYTE	16	HEINO	8			

# VOLLEYBALL



## Boys results - poikien tulokset

### Finals, place 1-2 and 3-4

#### Place 1st - 2nd:

No	Date	Teams	Set	Result per set (points)	Total Points	Time
20	24 - Jul	Poland - Serbia	3-2	25-21, 18-25, 25-23, 19-25, 15-12	102-106	107 min

#### Place 3rd-4th:

No	Date	Teams	Set	Result per set (points)	Total Points	Time
19	24 - Jul	Finland - Germany	1-3	25-17, 19-25, 21-25, 19-25	84-92	

### Classification matches, place 5-6

No	Date	Teams	Set	Result per set (points)	Total Points	Time
18	24 - Jul	Belgium - Russia	1-3	22-25, 16-25, 26-24, 19-25	83-99	100 min

### Classification matches, place 7-8

No	Date	Teams	Set	Result per set (points)	Total Points	Time
17	24 - Jul	France - Netherlands	3-2	25-22, 25-23, 13-25, 17-25, 15-13	95-108	101 min

### Semifinals, place 5-8

No	Date	Teams	Set	Result per set (points)	Total Points	Time
13	23 - Jul	France (3A) - Belgium (4B)	1-3	22-25, 18-25, 25-23, 17-25	82-98	99 min
14	23 - Jul	Netherlands (4A) - Russia (3B)	2-3	25-23, 13-25, 25-18, 18-25, 10-15	91-106	99 min

### Semifinals, place 1-4

No	Date	Teams	Set	Result per set (points)	Total Points	Time
15	23 - Jul	Poland(1A) - Finland(2B)	3-0	25-21, 25-19, 25-15	75-55	72 min
16	23 - Jul	Germany (2A) - Serbia(1B)	0-3	23-25, 20-25, 22-25	65-75	72 min

## Volleyball Results EYOF - Tampere 2009

### Preliminary matches

No	Date	Teams	Set	Result per set (points)	Total Points	Time
1	20 - Jul	POL - NED	2-3	20-25, 25-23, 25-23, 19-25, 9-15	98-111	113 min.
2	20 - Jul	SRB - BEL	3-0	25-12, 25-22, 25-18	75-52	71 min.
3	20 - Jul	FRA - GER	2-3	25-23, 23-25, 26-24, 23-25, 6-15	103-112	124 min
4	20 - Jul	RUS - FIN	2-3	25-27, 23-25, 25-16, 25-14, 17-19	115-101	122 min
5	21 - Jul	FRA - POL	2-3	25-19, 25-17, 17-25, 22-25, 8-15	97-101	103 min
6	21 - Jul	SRB - RUS	3-0	25-16, 25-15, 25-21	75-52	62 min
7	21 - Jul	GER - NED	3-0	25-17, 25-14, 25-23	75-54	63 min
8	21 - Jul	BEL - FIN	3-2	17-25, 16-25, 26-24, 25-16, 9-15	93-105	106 min
10	22 - Jul	RUS - BEL	3-0	25-19, 25-17, 25-21	75-57	71 min
11	22 - Jul	POL - GER	3-0	25-20, 27-25, 25-23	77-68	79 min
12	22 - Jul	FIN - SRB	3-1	25-22, 12-25, 25-14, 25-20	87-81	89 min

# Boys standings - poikien sijoitukset

## FINAL STANDINGS

### Rk Teams

- 1 Poland
- 2 Serbia
- 3 Germany
- 4 Finland
- 5 Russia
- 6 Belgium
- 7 France
- 8 Netherlands

## Volleyball Standings EYOF - Tampere 2009

22.7.2009

### GROUP A

Rk	Teams	Matches			Points	Sets			Set points		
		Total	Won	Lost		Won	Lost	Ratio	Scored	Against	Ratio
1	POL	3	2	1	5	8	5	1,600	276	276	1,000
2	GER	3	2	1	5	6	5	1,200	255	234	1,090
3	FRA	3	1	2	4	7	8	0,875	305	306	0,997
4	NED	3	1	2	4	5	8	0,625	258	278	0,928

### GROUP B

Rk	Teams	Matches			Points	Sets			Set points		
		Total	Won	Lost		Won	Lost	Ratio	Scored	Against	Ratio
1	SRB	3	2	1	5	7	3	2,333	231	191	1,209
2	FIN	3	2	1	5	8	6	1,333	287	309	0,929
3	RUS	3	1	2	4	5	6	0,833	242	233	1,039
4	BEL	3	1	2	4	3	8	0,375	222	249	0,892



# Girls results - tyttöjen tulokset

## Finals, place 1-2 and 3-4

### Place 1st - 2nd:

No	Date	Teams	Set	Result per set (points)	Total Points	Time
20	24 - Jul	Turkey - Russia	3-2	25-21, 26-24, 17-25, 29-31, 15-11	122-112	125 min

### Place 3rd - 4th:

No	Date	Teams	Set	Result per set (points)	Total Points	Time
19	24 - Jul	Germany - Belgium	1-3	25-16, 20-25, 23-25, 13-25	81-91	94 min

## Classification matches, place 5-6

No	Date	Teams	Set	Result per set (points)	Total Points	Time
18	24 - Jul	Finland - Serbia	1-3	25-18, 25-27, 23-25, 17-25	90-95	107 min

## Semifinals, place 1-4 and 5-7

No	Date	Teams	Set	Result per set (points)	Total Points	Time
13	23 - Jul	Netherlands(3A) - Finland(4B)	1-3	0-25, 23-25, 25-23, 22-25	90-98	108 min
15	23 - Jul	Germany (1A) - Turkey (2B)	0-3	21-25, 22-25, 22-25	65-75	79 min
16	23 - Jul	Belgium (2A) - Russia (1B)	2-3	26-28, 25-15, 25-20, 24-26, 10-15	110-104	114 min

## Volleyball Results EYOF - Tampere 2009

### Preliminary matches

No	Date	Teams	Set	Result per set (points)	Total Points	Time
1	20 - Jul	TUR - RUS	2-3	25-21, 25-20, 18-25, 19-25, 11-15	98-106	116 min
3	20 - Jul	SRB - FIN	3-0	25-23, 25-19, 25-16	75-58	71 min
4	20 - Jul	BEL - NED	3-0	25-19, 25-11, 25-18	75-48	63 min
5	21 - Jul	SRB - TUR	0-3	19-25, 24-26, 11-25	54-76	78 min
7	21 - Jul	FIN - RUS	0-3	20-25, 18-25, 22-25	60-75	70 min
8	21 - Jul	NED - GER	0-3	16-25, 23-25, 21-25	60-75	77 min
9	22 - Jul	RUS - SRB	3-0	25-22, 25-19, 25-16	75-57	75 min
10	22 - Jul	GER - BEL	3-1	25-20, 25-21, 11-25, 25-23	86-89	90 min
11	22 - Jul	TUR - FIN	3-1	23-25, 25-22, 25-9, 25-19	98-75	99 min



# Girls standings - tyttöjen sijoitukset

## FINAL STANDINGS

### Rk Teams

- 1 Turkey
- 2 Russia
- 3 Belgium
- 4 Germany
- 5 Serbia
- 6 Finland
- 7 Netherlands

## Volleyball Standings EYOF - Tampere 2009

22.7.2009

### GROUP A

Rk	Teams	Matches			Points	Sets			Set points		
		Total	Won	Lost		Won	Lost	Ratio	Scored	Against	Ratio
1	GER	2	2	0	4	6	1	6,000	161	149	1,081
2	BEL	2	1	1	3	4	3	1,333	164	134	1,224
3	NED	2	0	2	2	0	6	0,000	108	150	0,720
4	ITA (FORFEIT)	X	X	X	X	X	X	X	X	X	X


### GROUP B

Rk	Teams	Matches			Points	Sets			Set points		
		Total	Won	Lost		Won	Lost	Ratio	Scored	Against	Ratio
1	RUS	3	3	0	6	9	2	4,500	256	215	1,191
2	TUR	3	2	1	5	8	4	2,000	272	235	1,157
3	SRB	3	1	2	4	3	6	0,500	186	209	0,890
4	FIN	3	0	3	3	1	9	0,111	193	248	0,778



## MEDALS BY COUNTRY

Country	Gold	Silver	Bronze	Total
Russia	18	10	8	36
Germany	10	8	7	25
Great Britain	10	6	9	25
Belgium	9	5	4	18
Spain	9	3	2	14
Italy	8	7	7	22
France	7	10	4	21
Turkey	4	1	6	11
Romania	3	8	5	16
Poland	3	4	7	14
Serbia	2	5	3	10
Ukraine	2	3	8	13
Hungary	2	3	5	10
Netherlands	2	3	5	10
Czech Republic	2	3	2	7
Switzerland	2	2	8	12
Denmark	2	2	5	9
Austria	2	2	4	8
Azerbaijan	2	1	1	4
Slovakia	2	1	1	4
Finland	1	5	1	7
Ireland	1	3	3	7
Belarus	1	2	1	4
Lithuania	1	2		3
Portugal	1	1	1	3
Estonia	1		1	2
Slovenia	1		1	2
Moldova	1			1
Latvia		2	2	4
Georgia		2	1	3
Bulgaria		1	2	3
Croatia		1	2	3
Armenia		1	1	2
Cyprus		1	1	2
Israel		1	1	2
Sweden		1		1
Greece			4	4
Albania				0
Andorra				0
Bosnia-Herzegovina				0
FYR Macedonia				0
Iceland				0
Liechtenstein				0
Luxembourg				0
Malta				0
Monaco				0
Montenegro				0
Norway				0
San Marino				0





### EOC EXECUTIVE COMMITTEE (2005-2009)

President	Mr. Patrick Hickey	(IRL)
Vice President	Mr. Alexander Kozlovsky	(RUS)
Secretary General	Mr. Raffaele Pagnozzi	(ITA)
Treasurer	Mr. Kikis Lazarides	(CYP)
Members	Mr. Togay Bayatli	(TUR)
	Mr. Alejandro Blanco	(ESP)
	Mr. Guido de Bondt	(BEL)
	Mr. Guy Drut	(FRA)
	Mr. Kai Holm	(DEN)
	Mr. Janez Kocijancic	(SLO)
	Ms. Marit Myrmael	(NOR)
	Mr. Lambis W. Nikolaou	(GRE)
	Mr. Piotr Nurowski	(POL)
	Mr. Craig Reedie	(GBR)
	Mr. Klaus Steinbach	(GER)
	Mr. Efraim Zinger	(ISR)
Member ex-officio	Ms. Claudia Bokel	(GER)
	Ms. Gunilla Lindberg	(SWE)
Honorary President for Life	Mr. Mario Pescante	(ITA)

### EOC EUROPEAN YOUTH OLYMPIC FESTIVAL COMMISSION

Chairman	Mr. Guido de Bondt	(BEL)
Members	Mr. Joseph Cassar	(MLT)
	Mr. Jesper Frigast Larsen	(DEN)
	Mr. Volodymyr Geraschenko	(UKR)
	Mr. Jozef Liba	(SVK)
	Ms. Tuuli Merikoski-Silius	(FIN)
	Mr. Martin Rutishauer	(SUI)
	Mr. Victor Sanchez Naranjo	(ESP)
	Mr. Dermot J. Sherlock	(IRL)
Athlete	Mr. Yoav Bruck	(ISR)

### EYOF Coordination Commission

Chair	Mr. Jesper Frigast Larsen	(DEN)
Member	Mr. Joseph Cassar	(MLT)
Member	Mr. Volodymyr Geraschenko	(UKR)
EOC – Medical Delegate	Prof. Emin Ergen	(TUR)

### EYOF TAMPERE 2009 ORGANISING COMMITTEE

is formed by the City of Tampere, the Finnish NOC and the Regional Sports Organisation HLU.

#### Chair

Mr. Pekka P. Paavola  
Sports Director, City of Tampere

#### Vice Chairs

Mr. Jouko Purontakanen  
Secretary General, Finnish NOC

Mr. Hannu Soro  
Deputy Head Master, City of Tampere, Vice Chair of HLU

#### Members

Ms. Tiina Kivisaari  
Special Adviser to the Parliament Speaker  
Board member of Finnish NOC

Mr. Ari Koskinen  
Secretary General, FSF (HLU) Tampere Region

Ms. Tuula Martikainen  
Purchasing Manager, City of Tampere

Ms. Anna-Maria Maunu  
Director of Communications, City of Tampere

Ms. Tuuli Merikoski-Silius  
Study and Career Counsellor, Finnish NOC

Mr. Jukka Männikkö  
Budgeting Manager, City of Tampere

Ms. Kirre Palmi  
Lawyer, TE Centre ,Vice Chair of HLU

**Secretary**

Ms Pirjo Puskala  
Chief Executive  
Finnish Olympic Committee/  
EYOF Tampere 2009 Project

**TECHNICAL DELAGATES – EYOF TAMPERE 2009**

	<b>Athletics (EAA)</b> Mrs. Anny SCHMITZ Mr. Chris COHEN	NED GBR
	<b>Basketball (FIBA Europe)</b> Mr. Jan HOLMIN	SWE
	<b>Cycling (UEC)</b> Mr. Roland HOFER	SUI
	<b>Gymnastics (UEG)</b> Mrs. Yvette BRASIER Mr. Tom THINGVOLD	FRA NOR
	<b>Handball (EHF)</b> Mr. Jan TUIK	NED
	<b>Judo (EJU)</b> Mr. Densign WHITE	GBR
	<b>Swimming (LEN)</b> Mr. Rein HALJAND	EST
	<b>Tennis (Tennis Europe)</b> Mr. Per WRIGHT	NOR
	<b>Volleyball (CEV)</b> Mr. Philip BERBEN	BEL









***Sincerely Yours!***







**EYOF 2009**

Tampere Finland

